

Edition  
1

PRODUCT CATALOGUE

2024



STORAGE

 TRECE





# Index

Why choose TreCe	5
Our designers	8
<hr/>	
<b>Space</b>	
Space Personal storage	10
Space Public storage	12
Space Cabinet & Recycling units	14
<hr/>	
<b>Office</b>	
Office	16
<hr/>	
<b>CombiLine</b>	
Office shelving/cupboards	18
Combi shelf	20
Wardrobe	22
Magazine shelf Expo	24
Wall cabinet/shelf	25
Cabinet	26
Printer cabinet	27
Work station	28
Copy station	29
Mail sorting	30
<hr/>	
<b>Public storage</b>	
Mail Post storage	31
Place Shelf	32
Soft Media unit	34
Wall mounted storage	36
Drawing cabinet	37
Archive shelf Pine	38
Compact archive	39
<hr/>	
<b>Other</b>	
References	40
CombiLine Accessories	
Inlets	97
Worktops	104
Accessories	106
Specifications	109
TreCes sustainability engagement	111
Conditions of sale	113

The colour rendering in images and colour samples can differ from reality. Contact TreCe for colour samples.

# Why choose TreCe?

We are one of the leading Nordic suppliers of storage furniture. We have reached this position by developing continuously. With over forty years of experience we have together with our customers managed to collect a lot of knowledge, and through the years we have learned what works. Our long experience together with a strong innovation drive drives us forward and creates the conditions for continuously developing new storage and recycling solutions.



# Design & sustainability

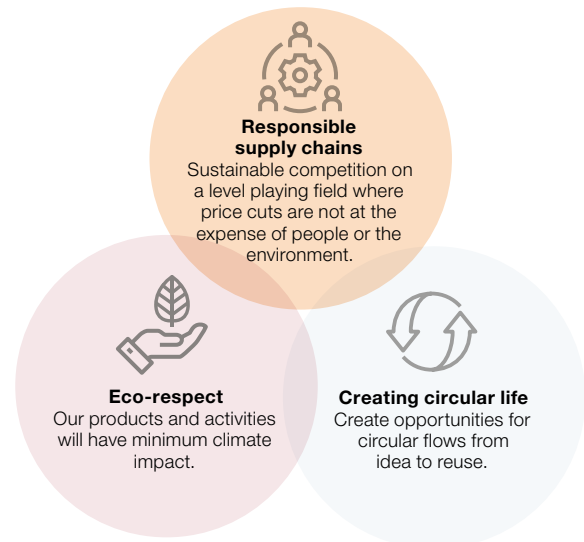
Our journey in the circular transition has begun. We want to become part of a world in balance and develop products with eco-respect, responsible supply chains and circular life.

From idea to reuse, in decision and action, this is where we create new conditions and opportunities for sustainable development and circularity.

## What does this mean for us?

This means respecting ecological limits, natural resources and climate change. Supporting responsible suppliers and investing in sustainable competition on equal terms, where prices are not cut at the expense of people nor the environment. As well as giving products a circular life and creating space for circular flows, from the idea to reuse for a sustainable future.

Join us in creating the next generation of storage and recycling.



## Design and method

We look at design from a broader perspective which always includes aesthetics as well as sustainability and function. The product development phase is crucial to a product's environmental impact and durability. That's why we work closely with designers and manufacturers to make informed decisions. With a life cycle perspective, we look at the climate impact throughout the product's life, from raw material extraction, production, transport, distribution, use, repair/restoration to material recycling for new products.

## How we work and what we do

To develop the next generation of storage and recycling, we need to create change. But change doesn't happen overnight, but simple and small actions make a difference. Doing something is always better than nothing!

Join us in our circular transition towards a sustainable future and a circular economy to become part of a world in balance.

Read about what we do to get there on the page 111.

# Cooperation is key

We think it is important with our customers' opinions because they give us valuable insights into which products we need to develop to meet market demand. When we start a project, we are therefore careful to investigate what needs exist and develop a plan for how we can solve them together. By working closely together, we can ensure that our customers' thoughts and ideas are with us from the first call to the completed project.

## **We are experts in storage**

We are happy to share our knowledge with our customers, whether it is about flexibility and function in the modern office or smart solutions for the activity-based offices of the future. With our experience and knowledge, we create an optimal solution.

Feel free to contact us for a presentation, to find out more about how we can together create a working solution.

## **Our designers**

At TreCe, we have designed several of our products ourselves. These have in most cases taken shape based on needs we have seen in the market but also from the input that our customers give us. We have also chosen to collaborate with other designers. This has in several cases proved to be a stroke of luck. With new input, innovative solutions and a fantastic design, we have won international awards. Cooperation is the key.



## Our designers

### Kauppi & Kauppi

Kauppi & Kauppi is a design duo working with furniture, lighting and industrial design - from large spatial objects down to objects in the scale of the hand. Nina and Johan have their roots in the south and north of Sweden and both have a Master's degree in Design from HDK, the Academy of Art and Design at the University of Gothenburg.

Kauppi & Kauppi's close collaborations with manufacturers have been recognized with several national and international design awards.



### Bernstrand & Borselius

The two designers, Thomas Bernstrand and Stefan Borselius, have been working together for 8 years, but both have been in the industry considerably longer.

Bernstrand and Borselius have been running their own design offices for over 20 years, specializing in furniture and interior design. Bernstrand in Stockholm and Borselius in southernmost Skåne. Over the years, they have worked with several prestigious companies together and separately. Last year, they jointly launched a collaboration with TreCe.

### Jangir Maddadi

Jangir is passionate about creating objects with a strong identity. Every millimetre of his design is contemplated. Each object has its own history. Every product he creates is a beautiful, functional sculpture. He strives to design meaningful products that live on from generation to generation.

One ambition is to always create innovative and sustainable products that are functional, beautiful and completely independent of trends. Products that are neither modern nor classic, they are timeless.





## Annica Doms

Educated at Luleå University of Technology. Annica's Master degree project, Kite Bin for TreCe, has been awarded the Red Dot Design Award and the German Design Award. Today, Annica is a design consultant at Studio Doms.

The collaboration with TreCe is based on relevant and well-thought-out design that supports every function, inspired by functional design from the past.



## David Doms

Designer and founder of Studio Doms. David has a master's degree in industrial design from Luleå University of Technology and has also studied lighting and luminaire design.

Studio Doms was started in 2010 and the company is today active in the areas of furniture design, product design, design strategy and graphic design.

## Ebba Hellberg & Sigrid Ljungström

A contributing factor to TreCe's continuous development of innovative design solutions is our recurring collaborations with design students. Recycling unit Cloud is a well-priced example, developed together with Chalmers students Ebba Hellberg and Sigrid Ljungström.

Cloud has quickly developed into a product family and recently won first prize in the German Design Award 2019, Excellent Product Design in the category office furniture / environmental sorting.





# Space


## Personal storage

Design | TreCe

Flexible modules designed for both personal and general storage in offices and public environments. Space is easy to integrate thanks to its cohesive and thoughtful design. Well-crafted details such as doors in a seamless design, shoe shelves, and benches that complement with fronts create a seamless and stylish atmosphere. This is also reflected in the fact that Space is a sustainable choice, as it is approved according to Möbelfakta, made from sustainable materials, manufactured with social responsibility, and quality tested at RISE.

Choose from various heights of frames and fronts. Frames in standard white or painted in any NCS color of your choice. Doors in painted MDF, any NCS color of your choice, oak, and ash laminate with a seamless design. Open frames such as clothing storage, benches, shoe shelves, etc., are available in painted NCS color of your choice as well as in oak and ash laminate. Explore the entire Space series, which includes personal and communal storage, wardrobes, seating modules, cabinets, recycling units, and more.

More info →



Olive NCS/RAL 6013



# Space

## Public storage

Design | TreCe

Flexible modules designed for both personal and communal storage in offices and public spaces. Space is easy to integrate thanks to its consistent and thoughtful design. Well-crafted details such as fully covered doors, shoe shelves, and benches with front panels create a seamless and stylish ambiance. This is also reflected in the sustainability of Space, as it is approved according to Möbelfakta, made from durable materials, produced with social responsibility, and quality tested at RISE.

The modules in the Space series are created to fit together, allowing your imagination to flow freely as you assemble your unique solution. Choose from various heights for frames and fronts. Frames in standard white or painted in any NCS color of your choice. Doors in painted MDF, any NCS color of your choice, oak and ash laminate with a fully covered design. Open frames such as clothing storage, benches, shoe shelves, etc., are available in painted NCS color of your choice, as well as in oak and ash laminate. Explore the entire Space series, which includes personal and communal storage, wardrobes, seating modules, cabinets, recycling units, and more.

Mer info →





# Space

## Cabinet & Recycling unit

Design | TreCe

Flexible modular design designed for both personal and communal storage in offices and public spaces. Space is easy to integrate thanks to its cohesive and thoughtful design. Well-crafted details such as doors with seamless design, shoe shelves, and benches that enliven with fronts create a seamless and stylish feeling. This is also reflected in the fact that Space is a sustainable choice as it is approved according to Möbelfakta, consists of sustainable materials, is manufactured with social responsibility, and quality-tested at RISE.

The modules in the Space series are designed to fit together, so you can let your imagination run wild as you build your unique solution. Choose between frames in white laminate or lacquered in any NCS colour. Doors in lacquered MDF, any NCS colour, which has a comprehensive design. Fronts are also available in oak and ash laminate. There are five complete modules for waste sorting and eight complete cabinets for the office's common storage. Explore the entire Space series, including personal and public storage, wardrobes, seating modules, cabinets, recycling units, and more.

[More info →](#)





# Office

Design | TreCe

Office is a product family designed to meet the needs of the modern office. Smart solutions that focus on function and with a low environmental impact. Office Backpack, an office bag and backpack for those who want a bag that works both around and outside the office. organise, store and move your office supplies and laptop with Office Backpack.

Office Bag, a practical and functional office bag for the activity-based office. Several compartments for storing a laptop, binders and other things that you want available, with a practical shoulder strap. Office Sleeve, laptop case suitable for most laptop computers. Office Pouch, a practical small bag for cables, keys, USB-sticks etc.

Made from needled felt with 7% wool, 93% polyester, and with details in untreated leather.

[More info →](#)





Office Backpack




Office Bag

Office Pouch



Office Sleeve





# CombiLine Lockers

Design | **TreCe**

Lockers for personal or public storage. Doors are available with different types of locks and closures. It is also possible to have doors with mail-inlets. The storage compartments are highly adaptable and fits in most spaces.


Frames and fronts are available in standard white or lacquered in any NCS colour. Choose between different heights of frame and doors. Standard widths: 310, 605 and 900 mm.

This storage series can be customised.

[More info →](#)



Wine red NCS/RAL 3005 Old pink NCS/RAL 3014 Olive NCS/RAL 6013 Pearl White NCS/RAL 1013 Frame and plinth in white laminate.



# CombiLine

## Office shelf

Design | **TreCe**

Shelves and cupboards for storage of large volumes. Frames and fronts are available in standard white or lacquered in any NCS colour. Choose between different sizes. Possibility to choose glass doors, glass shelves, drawers or filing drawers.

Office shelves can be easily adapted to personal and public storage with different types of locks. This series can be customised. Contact TreCe for quotation or drawing proposals.

Worktops for the lower models are also available as a supplement.

More info →



Olive NCS/RAL 6013



# CombiLine Wardrobe

Design | **TreCe**

Space efficient lockable wardrobes designed to blend into the work environment. Clothes rail and hat rack always included as standard. Doors are available with different types of locks and closures.

Frames and fronts are available in standard white or lacquered in any NCS colour. Choose between different standard widths: 310, 605 and 900 mm.

This storage series can be customised.

[More info →](#)



# CombiLine


## Combi shelf

Design | TreCe

The Combi shelf, an adaptable storage unit. Build freely from floor to ceiling. Utilise the wall surface with a wall mounted combi shelf and create a unique module by freely combining together with optional accessories. The Combi shelf is available in standard white or lacquered in any NCS colour.

Worktops for the lower models are also available as a supplement.

More info →



# CombiLine

## Magazine shelf Expo


Design | **TreCe**

Expo has display surfaces in powder-coated steel for exposure of journals, books and reference materials. Plenty of storage space behind the display surfaces.

You choose which colour you want on your display surfaces: white or black. Mounting strip included with all wall modules. Expo is available in standard white or lacquered in any NCS colour.

More info →





# CombiLine


## Wall cabinet/shelf

Design | **TreCe**

Wall mounted shelves and cabinets serve as space saving alternatives or complements to our floor standing modules.

Open modules are easily supplemented with doors, dividers or mail shelves. Available in standard white or lacquered in any NCS colour. Mounting strip included all wall modules.

[More info →](#)



# CombiLine Cabinet

Design | **TreCe**

Space efficient cabinets that utilise all the office space. Create your own combination. Choose between different modules, open, with doors or with drawers. Stainless steel handles included as standard.

Available in two different standard heights 880 and 1057 mm. Available in standard white or lacquered in any NCS colour.

[More info →](#)



# CombiLine Printer Cabinet

Design | **TreCe**

Printer cabinet in an ergonomic height which can easily be combined with other storage furniture in the CombiLine series. Choose between different modules, open, with doors or with drawers. Stainless steel handles included as standard.

Standard height: 704 mm. Available in standard white or lacquered in any NCS colour.

[More info →](#)



# CombiLine


## Work station

Design | **TreCe**

Flexible working station with great varieties and storage from both sides where one side has drawers that can withstand up to a 65 kg load with full extension and soft closing. Standing on a white powder coated sturdy steel frame. Frame and fronts in white or lacquered in any NCS colour. Worktops in white or anthracite high pressure laminate.

Stainless steel handles as standard. The working station is available in two widths, 1680 and 2480 mm.

More info →



# CombiLine

## Copy station

Design | **TreCe**

Ready combined stations consisting of wall cupboards, mail shelves and cabinets. Frames and fronts in standard white, worktops in anthracite high pressure laminate.

Stainless steel handles as standard. All drawers are with soft closing and can hold up to 35 kg. Drawers that can hold up to 65 kg.

[More info →](#)



# CombiLine

## Mail sorting

Design | **TreCe**

Complete module series for handling mail. Adjustable as needed — in height or width, on the floor or wall. Mail sorting can be supplemented with more mail shelves. Mail slots with reach-through capability makes it possible to manage mail from both sides.

Available in standard white or lacquered in any NCS colour. Mounting strip included with all wall modules.

More info →



# Mail

Design | TreCe

Space efficient mail unit for the new era of mail sorting. Mail is available in standard white with plinth and worktop in high pressure laminate, ash or anthracite. Mail holds space for hanging folders in folio format, mail-inlet for outgoing mail, a waste unit and a drawer for office items.

Specially designed symbols and a 60-litres container are included. Contact TreCe if you wish to combine your own module.

[More info →](#)



# Place

Design | **Studio Doms**

Open shelves for room division and storage. Made of dark grey powder-coated Aluminium with decor shelf in light ash and brass details. Place is a shelf system with great combination possibilities that can easily be tailored to your specific needs. Place is available in two widths (361 and 739 mm, excl. end gables) and three different heights (1003, 1433 and 1863 mm) that can be easily assembled and adapted as needed.

As a step in TreCe's continuous environmental work, Place is delivered in flat packages and can be mounted easily on site.

More info →





Anthracite NCS / RAL 7016



# Soft

Design | **Studio Doms**

Storage unit in white pigmented ash veneer or white lacquered MDF. Both models have the same high quality on all sides and comes with robust legs in white pigmented solid ash. Made of carefully selected materials with low environmental impact where all the wood is traceable.

Available in versions of two, three and four storage units. All units are prepared for media storage, with outlets for cables and ventilation.

More info →





# Wall mounted storage

Design | **TreCe**

Build your own wall mounted storage from shelves, rails and brackets.

Shelves are available in standard white. Select the desired depth and combine with wall rails or hanging rails with associated support strip. Contact TreCe if you want other material on your shelves.

More info →



# Drawing cabinet

Design | **TreCe**

White laminated frame with white lacquered fronts with stainless steel handles. Drawers have rails with integrated hubs that make them easy to handle which makes the storage more functional and versatile.

[More info →](#)



Tested in accordance  
with SS-EN 16121:2013  
and A1:2018



# Archive shelf

## Pine

Design | **TreCe**

Archive shelf in massive lacquered pine. Stable construction that is easy to move and adjust.

Archive shelf pine is available as a complete start section which then can be supplemented with add-on sections. Max load 100 kg/shelf.

[More info →](#)



# Compact archive

## Steel

Design | TreCe

Robust, flexible archive for efficient storage of large quantities. Gables and shelves in lacquered steel plate can withstand high loads, 50-120 kg per shelf at distributed load. It's also possible to customise the archive so it can hold even more weight. Choose between steering wheel or power steering.


Can be adapted to different archive formats, for example landscape A4 or portrait A4. The height, width or length of the system can be easily adjusted as required.

More info →

# Selected references







# Space

## Personal storage



Flexible modules designed for both personal and general storage in offices and public environments. Space is easy to integrate thanks to its cohesive and thoughtful design. Well-crafted details such as doors in a seamless design, shoe shelves, and benches that complement with fronts create a seamless and stylish atmosphere. This is also reflected in the fact that Space is a sustainable choice, as it is approved according to Möbelfakta, made from sustainable materials, manufactured with social responsibility, and quality tested at RISE.

The modules in the Space series are created to fit together, allowing you to let your imagination flow freely when building your unique solution. Choose from various heights of frames and fronts. Frames in standard white or painted in any NCS color of your choice. Doors in painted MDF, any NCS color of your choice, oak, and ash laminate with a seamless design. Open frames such as clothing storage, benches, shoe shelves, etc., are available in painted NCS color of your choice as well as in oak and ash laminate. Explore the entire Space series, which includes personal and communal storage, wardrobes, seating modules, cabinets, recycling units, and more.

[Specifications →](#)

Space has a plinth as standard. For a different look, the plinth can be replaced with lacquered leg frames for an additional charge. The leg frames are available in our 11 standard colours.

### Locks and Closures

We offer various types of locks and closures for our doors, such as electronic RFID locks, code locks, cabinet locks, padlock fittings, and push open. For network-based locks, please contact TreCe for personalized advice.

### Accessories

For Space storage cabinets, accessories such as movable shelves, clothes rails, mirrors, hooks, mats, the cork box Stuff, and Office products are available.

### Customization

Space can be customized in both material and dimensions if you wish to put your own mark on the furniture. Contact TreCe for advice and a quote.

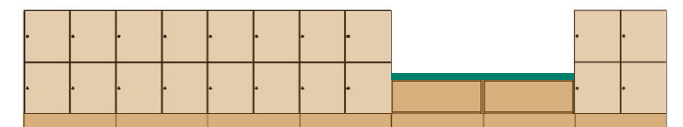

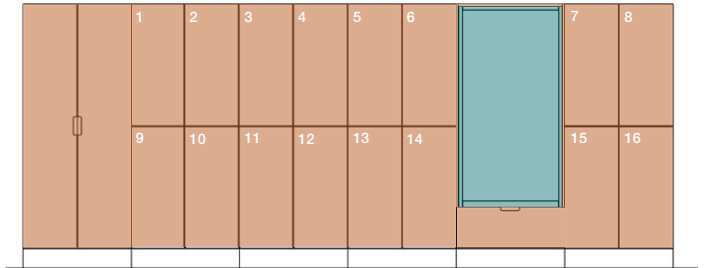
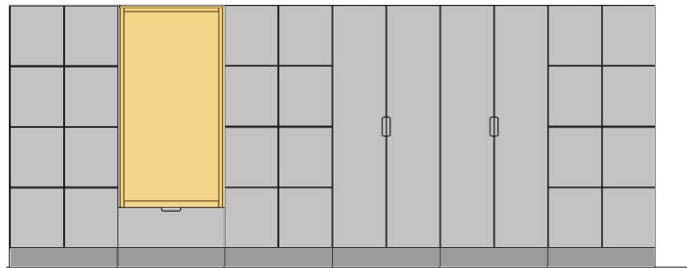
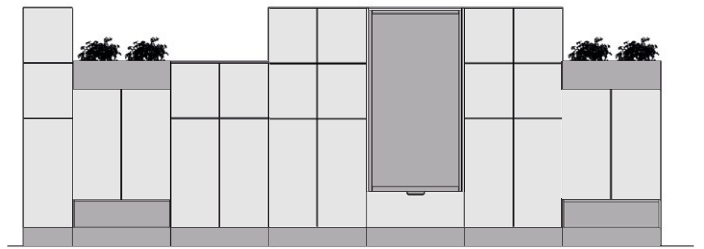
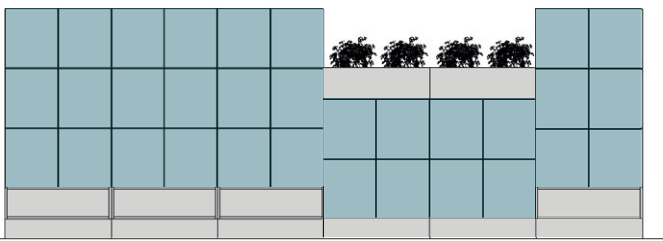
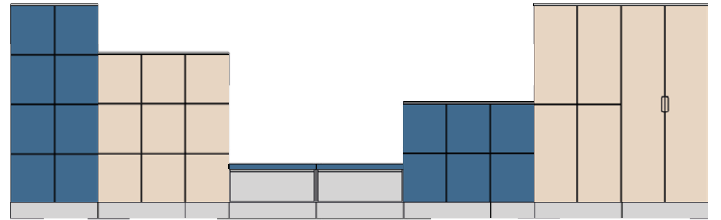
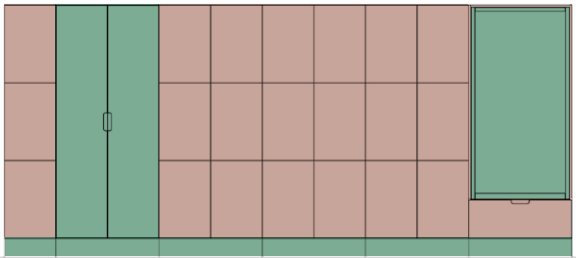
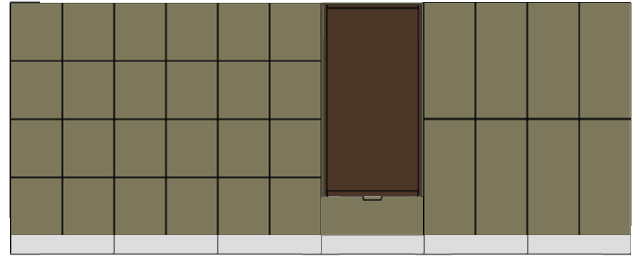
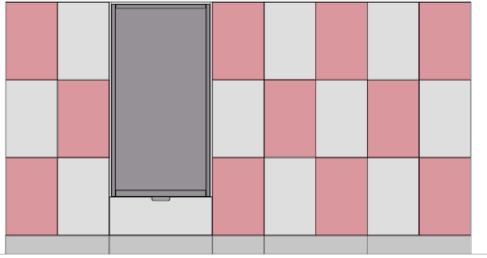
## Reference images of both standard and customised



Reference images of both standard and customised



### Space Combinations



**Dimensions:** Width x Height (incl. plinth). x Depth. **Frame and front:** 16 mm. **Plinth:** 143 mm.

All doors are right-hung as standard.

### Complete modules - including cabinet locks

**Cabinet locks:** included in ready-made modules, including 2 keys.

**Frames, plinths, backs, and dividers:** in white direct laminate, 16 mm with 0.8 mm straight ABS edge banding.

**Fronts:** 16 mm lacquered MDF, NCS S 0500-N, white.

**Plinth height:** 143 mm.

### Inside dimensions/door

**Space door H446:**

**Single** = B363 x H424 x D454 mm

**Double** = B371 x H424 x D454 mm

**Space door H894:**

**Single** = B363 x H864 x D454 mm

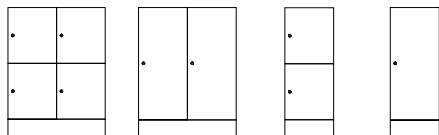
**Double** = B371 x H864 x D454 mm

**Space door H595:**

**Single** = B363 x H573 x D454 mm

**Double** = B371 x H573 x D454 mm

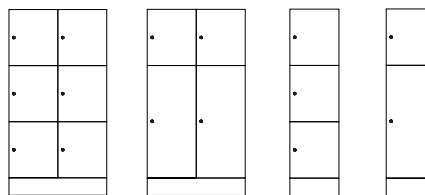
### Space complete modules - Hight 1039mm



Space 1      Space 2      Space 7      Space 8

Name	Size	White
Space 1 double 1039, 4 door H446	790x1039x470	208111
Space 2 double 1039, 2 door H894	790x1039x470	208112
Space 7 single 1039, 2 door H446	395x1039x470	208117
Space 8 single 1039, 1 door H894	395x1039x470	208118

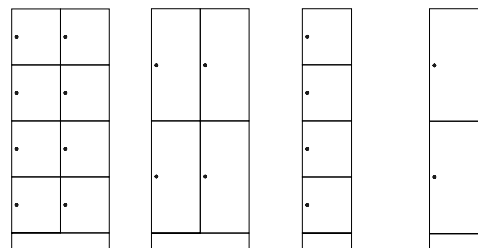
### Space complete modules - Hight 1487mm



Space 3      Space 4      Space 9      Space 10

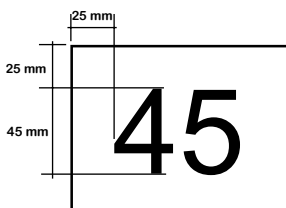
Name	Size	White
Space 3 double 1487, 6 door H446	790x1487x470	208113
Space 4 double 1487, 2 door H446 + 2 door H894	790x1487x470	208114
Space 9 single 1487, 3 door H446	395x1487x470	208119
Space 10 single 1487, 1 door H446+1 door H894	395x1487x470	208120

### Space complete modules - Hight 1936mm



Space 5      Space 6      Space 11      Space 12

Name	Size	White
Space 5 double 1936, 8 door H446	790x1936x470	208115
Space 6 double 1936, 4 door H894	790x1936x470	208116
Space 11 single 1936, 4 door H446	395x1936x470	208121
Space 12 single 1936, 2 door H894	395x1936x470	208122



### Foiling numbers

3M high adhesive

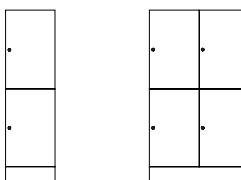
Name	Colour	Art. no
Foiling numbers	Black	810077
Foiling numbers	Optional*	810076
Foiling numbers, factory mounted		810009

\* any colour within standard, 3M

Font: Arial Regular 188pt

For other fonts or colours, please contact TreCe.

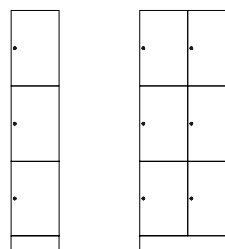
### Space complete modules - Hight 1338mm



Space 15      Space 16

Name	Size	White
Space 15 single 1338, 2 door H595	395x1338x470	208125
Space 16 double 1338, 4 door H595	790x1338x470	208126

### Space complete modules - Hight 1936mm



Space 13      Space 14

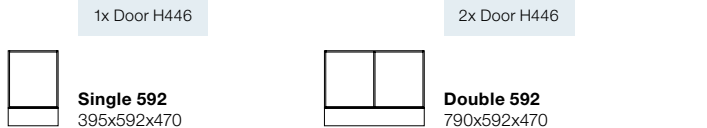
Name	Size	White
Space 13 single 1936, 3 door H595	395x1936x470	208123
Space 14 double 1936, 6 door H595	790x1936x470	208124

**Dimensions:** Width x Height (incl. plinth). x Depth. **Frame and front:** 16 mm. **Plinth:** 143 mm.  
All doors are right-hung as standard. .

**White:** Direct laminate. **NCS:** Lacquer, any NCS.

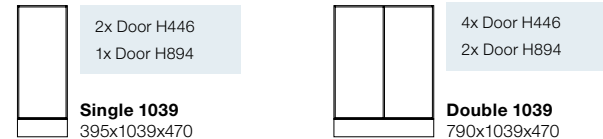
Frames including plinth, excluding fixed and movable shelves. Double frames incl. dividers. Indicated number of doors, shows possible combinations.

### Space frame - Hight 592mm



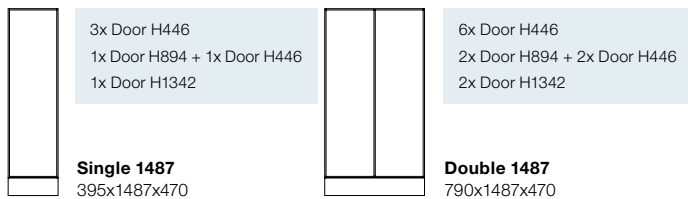
Name	Size	White	NCS
Space single frame 592	395x592x470	201170	201171
Space double frame 592	790x592x470	201172	201173

### Space frame - Hight 1039mm



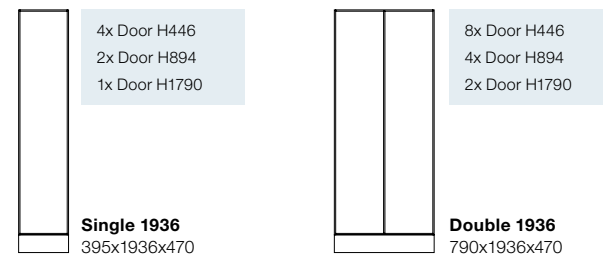
Name	Size	White	NCS
Space single frame 1039	395x1039x470	201108	201118
Space double frame 1039	790x1039x470	201111	201121

### Space frame - Hight 1487mm



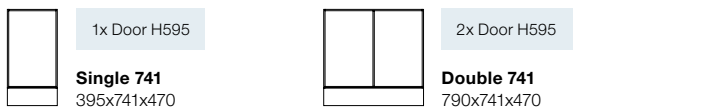
Name	Size	White	NCS
Space single frame 1487	395x1487x470	201109	201119
Space double frame 1487	790x1487x470	201112	201122

### Space frame - Hight 1936mm




Name	Size	White	NCS
Space single frame 1936	395x1936x470	201110	201120
Space double frame 1936	790x1936x470	201113	201123

### Space frame - Hight 741mm



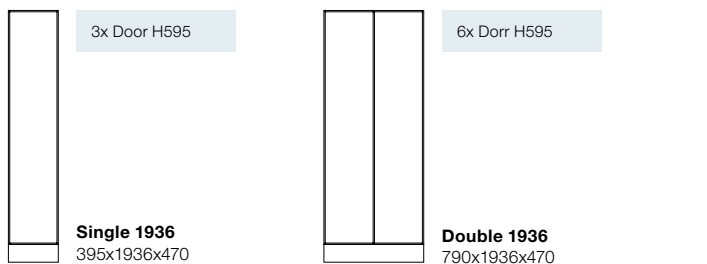
Name	Size	White	NCS
Space single frame 741	395x741x470	201174	201175
Space double frame 741	790x741x470	201176	201177

### Space frame - Hight 1338mm



Name	Size	White	NCS
Space single frame 1338	395x1338x470	201178	201179
Space double frame 1338	790x1338x470	201180	201181

### Space frame - Hight 1936mm



Name	Size	White	NCS
Space single frame 1936, door H595	395x1936x470	201124	201125
Space double frame 1936, door H595	790x1936x470	201126	201127

### Shelves

Name	Size	White	NCS
Space single shelf fixed, between compartments	363x16x 451	205009	205019
Space single shelf movable*	363x16x385	205010	205020
Space double shelf fixed, between compartments	371x16x451	205011	205021
Space double shelf movable*	371x16x385	205012	205022

\*Shortened in front

**Dimensions:** Width x Height (incl. plinth). x Depth. **Frame and front:** 16 mm. **Plinth:** 143 mm.

All doors are right-hung as standard.

NCS refers to product lacquered in one optional NCS colour.

## Doors and locks

**NCS:** Lacquered MDF, optional NCS

**Oak:** Oak laminate | **Ash:** Ash laminate

**Cabinet lock:** Includes 2 keys (see other locks on page 8)

\* RFID lock is optional, ordered separately. Contact TreCe.

\*\* Padlock not included.

Numbering on doors, see page 5

## Inside dimensions/door

**Space door H446:**

**Single** = B363 x H424 x D454 mm

**Double** = B371 x H424 x D454 mm

**Space door H894:**

**Single** = B363 x H864 x D454 mm

**Double** = B371 x H864 x D454 mm

**Space door H595:**

**Single** = B363 x H573 x D454 mm

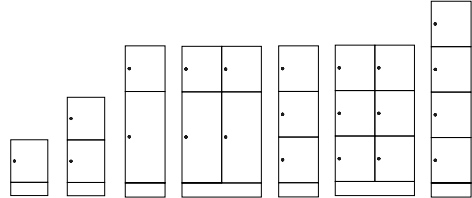
**Double** = B371 x H573 x D454 mm



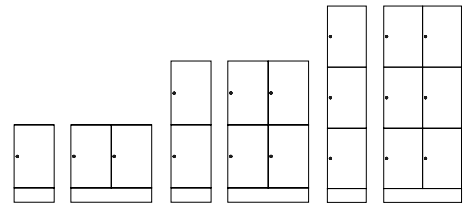
Mailbox powder coated, RAL 9016 white. Can be painted in any RAL colour, at an additional cost. Inlet: W:270 x H:125 mm.

## Doors

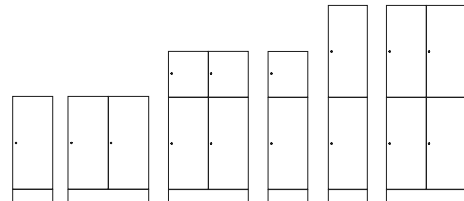
Name	Size	NCS	Oak	Ash
Space door 446, cabinet lock	393x446x16	202121	212121	222121
Space door 446, RFID exkl. lock*	393x446x16	202122	212122	222122
Space door 446, cabinet lock+post	393x446x16	202123	212223	222123
Space door 446, padlock fittings**	393x446x16	202124	212224	222124
Space door 446, RFID exkl. lock+post	393x446x16	202125	212225	222125
Space door 446, push open	393x446x16	202126	212226	222126



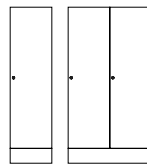
Space door 595, cabinet lock	393x595x16	202141	212141	222141
Space door 595, RFID exkl. lock*	393x595x16	202142	212142	222142
Space door 595, cabinet lock+post	393x595x16	202143	212143	222143
Space door 595, padlock fittings**	393x595x16	202144	212144	222144
Space door 595, RFID exkl. lock+post	393x595x16	202145	212145	222145
Space door 595, push open	393x595x16	202146	212146	222146



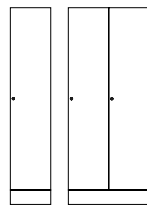
Space door 894, cabinet lock	393x894x16	203121	213121	223121
Space door 894, RFID exkl. lock*	393x894x16	203122	213122	223122
Space door 894, cabinet lock+post	393x894x16	203123	213123	223123
Space door 894, padlock fittings**	393x894x16	203124	213124	223124
Space door 894, RFID exkl. lock+post	393x894x16	203125	213125	223125
Space door 894, push open	393x894x16	203126	213126	223126
Space door 894, with inlet	392x894x16	203129	213129	223129



Space door 1342, cabinet lock	393x1342x16	204061	214061	224061
Space door 1342, RFID exkl. lock*	393x1342x16	204062	214062	224062
Space door 1342, cabinet lock+post	393x1342x16	204063	214063	224063
Space door 1342, padlock fittings**	393x1342x16	204064	214064	224064
Space door 1342, RFID exkl. lock+post	393x1342x16	204065	214065	224065
Space door 1342, push open	393x1342x16	204066	214066	224066




Space door 1790, cabinet lock	393x1790x16	204051	214051	224051
Space door 1790, RFID exkl. lock*	393x1790x16	204052	214052	224052
Space door 1790, padlock fittings**	393x1790x16	204054	214054	224054
Space door 1790, push open	393x1790x16	204056	214056	224056



## Drawer

Name	Size	NCS	Oak	Ash
Space drawer 446, RFID* 100% pull-out, 35kg, high side railing	392x446x450	208060	218060	228060
Space drawer 446, RFID* 100% pull-out, 35 kg, low side railing	392x446x450	208061	218061	228061



Space drawer, high side railing.

If you want a different type of lock, contact TreCe.



**Dimensions:** Width x Height (incl. plinth). x Depth. **Frame and front:** 16 mm. **Plinth:** 143 mm.

All doors are right-hung as standard.

NCS refers to product lacquered in one optional NCS colour.

## Master key

Name	Art.no
Master key Cabinet lock	840913
Master key Code lock (mechanical)	890969
Master key Code lock (digital)	831099



Padlock fittings, excluding padlocks.



Cabinet lock, including 2 keys.



RFID lock, EM or Mifare.



Code lock, mechanical, for personal or public use.

## Alternative locks at extra cost

Name	Info
Code lock (mechanical)	For personal storage
Code lock (digital)	Available for both personal storage and public storage
RFID-lock	For personal/public storage



Digital code lock, black, for private or or public use.



Digital code lock, silver, for private or public use.

\*Contact TreCe for networked locks and locks as above.

## Accessories

Name	Material	Size	Art.no
Space shelf insert <i>Reversible shelf is mounted on the right or left side of the cabinet. Can also be painted in any RAL colour, at an additional cost.</i>	White metall	185x341x290	209040
Mirror		230x400	840912
Space single clothes rod	Aluminium	356	209009
Space double clothes rod	Aluminium	371	209010
Clothes hook, for clothes rail	Alu look		830006
Anchor hook, ceiling/shelf attachment	Alu look		830899
Stuff cork box	Cork	90x44x347	890101
Stuff shelf cork box	White aluminium	97x80x350	890201
Space single carpet	Black rubber	362x454	209026
Space double carpet	Black rubber	370x454	209027




Space shelf insert and rubber mat



Anchor hook



Clothes rod



Mirror



The Stuff cork box and shelf keeps smaller items organised.

**Dimensions:** Width x Height (incl. plinth). x Depth. **Frame and front:** 16 mm. **Plinth:** 143 mm.  
All doors are right-hung as standard.

## Shoe shelf

Plinth not included.  
To be completed with plinth or leg stand.



Name	Size	NCS	Oak	Ash
Space single open shoe shelf 232	395x232x487	207092	217092	227092
Space double open shoe shelf 232	790x232x487	207091	217091	227091

**White:** White direct laminate **NCS:** Lacquered MDF, any NCS. | **Oak:** Oak laminate | **Ash:** Ash laminate  
Lives with fronts.

Accessories	Material	Size	Art.no
Space single carpet shoe shelf	Black rubber	363x475	209023
Space double carpet shoe shelf	Black rubber	758x475	209022

## Storage box open/Plant box



Name	Size	NCS	Ek	Ask
Space single open storage 232	395x232x487	209093	219093	229093
Space double open storage 232	790x232x487	209091	219091	229091
Space single open storage 232, back to back	395x232x976	209092	219092	229092

**White:** White direct laminate | **NCS:** Lacquered MDF, any NCS.

**Oak:** Oak laminate | **Ash:** Ash laminate

Accessories	Material	Size	Art.no
Space single carpet open storage	Black rubber	363x944	209025
Space double carpet open storage	Black rubber	773x455	209024
Plastic box 19 L, planting	Transparent	446x190x354	209099

## Plinth

Name	Size	White	NCS	Oak	Ash
Space plinth, single	395x143x430	208072	208082	218072	228072
Space plinth, double	790x143x430	208071	208081	218071	228071
Space plinth, single back to back	395x143x450	208172	208182	218172	228172
Space plinth, double back to back	790x143x450	208171	208181	218171	228171

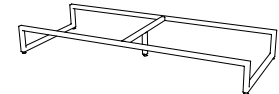
**White:** White direct laminate | **NCS:** Lacquered MDF, any NCS. | **Oak:** Oak laminate | **Ash:** Ash laminate

## Leg stand

Name	Colour	Size	Art no.
Space double leg stand	RAL 9010	789x143x469	209101
Space double leg stand	RAL 7032	789x143x469	209102
Space double leg stand	RAL 7016	789x143x469	209103
Space double leg stand	RAL 5023	789x143x469	209104
Space double leg stand	RAL 1013	789x143x469	209105
Space double leg stand	RAL 6013	789x143x469	209106
Space double leg stand	RAL 6020	789x143x469	209107
Space double leg stand	RAL 8014	789x143x469	209108
Space double leg stand	RAL 1017	789x143x469	209109
Space double leg stand	RAL 3014	789x143x469	209110
Space double leg stand	RAL 3005	789x143x469	209111
Space triple leg stand	RAL 9010	1184x143x469	209121
Space triple leg stand	RAL 7032	1184x143x469	209122
Space triple leg stand	RAL 7016	1184x143x469	209123
Space triple leg stand	RAL 5023	1184x143x469	209124
Space triple leg stand	RAL 1013	1184x143x469	209125
Space triple leg stand	RAL 6013	1184x143x469	209126
Space triple leg stand	RAL 6020	1184x143x469	209127
Space triple leg stand	RAL 8014	1184x143x469	209128
Space triple leg stand	RAL 1017	1184x143x469	209129
Space triple leg stand	RAL 3014	1184x143x469	209130
Space triple leg stand	RAL 3005	1184x143x469	209131



Double leg stand



Triple leg stand

**Space double leg stand:** Steel leg stand with adjustable feet, 4 legs. Fits Space double frame. Delivered not fitted to cabinet, leg stand must be adjusted in height before cabinet is lifted on.

**Space triple leg stand:** Steel leg stand with adjustable feet, 5 legs (1 support leg in the middle). Fits 1x Space double frame + 1x Space single frame. Delivered not fitted to cabinet, leg stand must be adjusted in height before cabinet is lifted on.

## Colours

RAL 9010 White	RAL 7032 Warm grey	RAL 7016 Anthracite	RAL 5023 Brilliant blue	RAL 1013 Pearl White	RAL 6013 Olive
RAL 6020 Forest green	RAL 8014 Chocolate	RAL 1017 Saffron	RAL 3014 Old Pink	RAL 3005 Wine red	



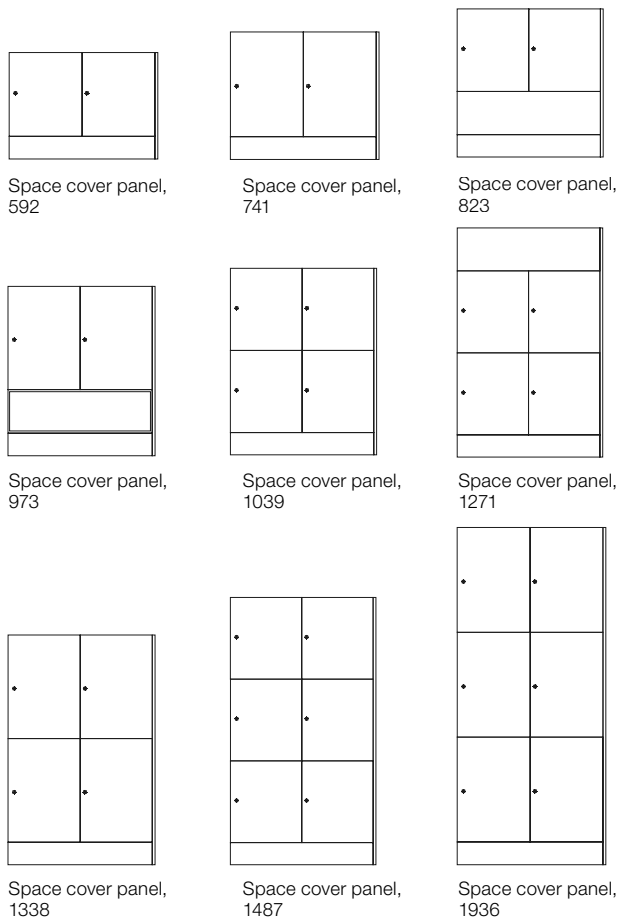
**Dimensions:** Width x Height (incl. plinth). x Depth. **Frame and front:** 16 mm. **Plinth:** 143 mm.  
All doors are right-hung as standard.

## Cover panels, thk 16mm

Name	Size	NCS	Oak	Ash
<i>When placed against a wall</i>				
Space cover panel single, 592	490x592	206033	216033	226033
Space cover panel single, 741	490x741	206037	216037	226037
Space cover panel single, 823	490x823	206035	216035	226035
Space cover panel single, 973	490x970	206039	216039	226039
Space cover panel single, 1039	490x1039	206021	216021	226021
Space cover panel single, 1271	490x1271	206041	216041	226041
Space cover panel single, 1339	490x1338	206031	216031	226031
Space cover panel single, 1487	490x1487	206022	216022	226022
Space cover panel single, 1936	490x1936	206023	216023	226023
<i>When placing modules back to back</i>				
Space cover panel double, 592	980x592	206034	216034	226034
Space cover panel double, 741	980x741	206038	216038	226038
Space cover panel double, 823	980x823	206036	216036	226036
Space cover panel double, 973	980x973	206040	216040	226040
Space cover panel double, 1039	980x1039	206521	216521	226521
Space cover panel double, 1271	980x1241	206042	216042	226042
Space cover panel double, 1338	980x1338	206032	216032	226032
Space cover panel double, 1487	980x1487	206522	216522	226522
Space cover panel double, 1936	980x1936	206523	216523	226523

**NCS:** Lacquered MDF, any NCS

**Oak:** Oak laminate | **Ash:** Ash laminate



## Top cover, thk 16mm

Name	Size	NCS	Oak	Ash
Space top cover panel single	490	207021	217021	227021
<i>When placing modules back to back</i>				
Space top cover panel double	980	207022	217022	227022

**NCS:** Lacquered MDF, any NCS.

**Oak:** Oak laminate | **Ash:** Ash laminate

The options on pages 50-51 apply to both personal and public storage.

\* Pris enligt offert. Kontakta TreCe för mer information.



**Dimensions:** Width x Height (incl. plinth). x Depth. **Frame and front:** 16 mm. **Plinth:** 143 mm. All doors are right-hung as standard. **Inside dimensions/locker:** Space door/locker low: W363xH424xD454 mm. **Inside dimensions/locker:** Space door/locker middle: W363xH573xD454mm. **Inside dimensions/locker:** Space door/locker high: W363xH864xD454 mm. NCS refers to product lacquered in one optional NCS colour.



Flexible modules designed for both personal and communal storage in offices and public spaces. Space is easy to integrate thanks to its consistent and thoughtful design. Well-crafted details such as fully covered doors, shoe shelves, and benches with front panels create a seamless and stylish ambiance. This is also reflected in the sustainability of Space, as it is approved according to Möbelfakta, made from durable materials, produced with social responsibility, and quality tested at RISE.

The modules in the Space series are created to fit together, allowing your imagination to flow freely as you assemble your unique solution. Choose from various heights for frames and fronts. Frames in standard white or painted in any NCS color of your choice. Doors in painted MDF, any NCS color of your choice, oak and ash laminate with a fully covered design. Open frames such as clothing storage, benches, shoe shelves, etc., are available in painted NCS color of your choice, as well as in oak and ash laminate. Explore the entire Space series, which includes personal and communal storage, wardrobes, seating modules, cabinets, recycling units, and more.

Space comes with a standard plinth. For a different look, the plinth can be replaced with painted leg frames for an additional charge. Leg frames are available in our 11 standard colours.

#### Locks and Closures

We offer various types of locks and closures for our doors, such as electronic RFID locks, code locks, cabinet locks, padlock fittings, and push-to-open. For network-based locks, contact TreCe for individual advice.

#### Accessories

For Space storage cabinets, accessories such as movable shelves, mats, etc., are available.

#### Customization

Space can be customized in both material and dimensions if you wish to put your own stamp on the furniture. Contact TreCe for advice and a quote.

**Dimensions:** Width x Height (incl. plinth). x Depth. **Frame and front:** 16 mm. **Plinth:** 143 mm. All doors are right-hung as standard.  
NCS refers to product lacquered in one optional NCS colour.



**Dimensions:** Width x Height (incl. plinth). x Depth. **Frame and front:** 16 mm. **Plinth:** 143 mm.

All doors are right-hung as standard.

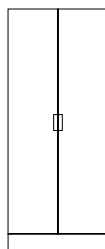
NCS refers to product lacquered in one optional NCS colour.

## Wardrobe, incl. plinth

Clothes rail included



**Wardrobe frame 1936**  
790x1936x470



**Wardrobe frame with double doors**


Name	Size	White	NCS
Space wardrobe frame 1936	790x1936x470	204110	204120
Space door pair 1790, milled out handle*	786x1790x16	-	204140
Space wardrobe shelf, fixed B758	758x19x451	205031	205041
Space double shelf movable, B758	758x19x451	201152	201153
Space double shelf, movable,, shortened in front B758	758x19x381	205032	205042

\* Milled metal handle, powder coated RAL 9016 white as standard. Can be lacquered in any RAL colour at extra cost.

**White:** White direct laminate | **NCS:** Lacquered MDF optional NCS  
Shelf 19 mm with laminated core

Accessories	Size	Material	Art.no
Space double carpet wardrobe	758x454	Black rubber	209028
Space wardrobe carpet, shortened in front	758x381	Black rubber	209030

## Seat bench H441, incl. plinth, depth 470



**Double bench seat**  
790x441x470

Name	Size	White	NCS	Oak	Ash
Space double seat bench 441, D470	790x441x470	201160	201161	211160	221160

**White:** White direct laminate | **NCS:** Lacquered MDF optional NCS

**Oak:** Oak laminate | **Ash:** Ash laminate

Seat height 441 mm

Cushions and fabric are additional, contact TreCe.

Can be supplemented with Box Seat Module, see below.

## Drawer for Seat bench and Seat module

Name	Size	NCS	Oak	Ash
Space drawer 296, m. reling 100%, push open	788x296x16	204072	214072	224072
Space drawer 296, w. high side 100%, push open	788x296x16	204073	214073	224073

**NCS:** Lacquered MDF, optional NCS

**Oak:** Oak laminate | **Ash:** Ash laminate

\* RFID lock is additional, ordered separately.



Space seat module H1495 in combination with bench seat H441. Bench seat completed with drawer




Seat module with flap door

## Seat module with flap door or drawer, incl. plinth



**Seat module with flap door**  
790x1936x470



**Seat module with drawer**  
790x1936x470

Name	Size	White	NCS
Space seat module with flap door-downward opening, milled handle, gas springs	790x1936x470	214130	214140
Space seat module with drawer 100% extension, 35kg, push open fittings (high side railing)	790x1936x470	214131	214141

**White:** White direct laminate | **NCS:** Lacquered MDF optional NCS


Seat height 441 mm

Cushions and fabric are additional, contact TreCe.

Accessories	Material	Size	Art.no
Space double carpet wardrobe	Black rubber	758x454	209028

## Seat module without plinth, depth 487

Frame without holes in ends



**Seat module**  
790x1495x487

Name	Size	NCS	Oak	Ash
Space seat module 1495, D487	790x1495x487	214170	224170	234170

**NCS:** Lacquered MDF, optional NCS | **Oak:** Oak laminate | **Ash:** Ash laminate

Living with fronts.


Combined with Bench 441 with plinth or leg stand.

Cushions and fabric are additional, contact TreCe.


**Dimensions:** Width x Height (incl. plinth). x Depth. **Frame and front:** 16 mm. **Plinth:** 143 mm. All doors are right-hung as standard.

### Clothes storage, without plinth, depth 487

Frame without holes in ends, clothes rail included.



**Clothes storage**  
790x1345x487




Module completed with  
frame H592

Name	Size	NCS	Oak	Ash
Space clothes storage 1345, D487	790x1345x487	204080	214080	224080

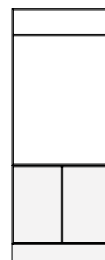
**NCS:** Lacquered MDF, optional NCS | **Oak:** Oak laminate | **Ash:** Ash laminate  
Living with fronts.

### Clothes storage, without plinth, depth 487

Frame without holes in ends, clothes rail included.



**Clothes storage**  
790x1195x487




Module completed with  
frame H741

Name	Size	NCS	Oak	Ash
Space clothes storage 1195, D487	790x1195x487	204081	214081	224081

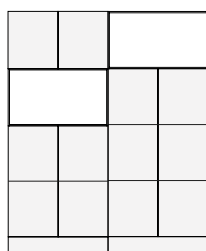
**NCS:** Lacquered MDF, optional NCS | **Oak:** Oak laminate | **Ash:** Ash laminate  
Living with fronts.

### Shelf without plinth, depth 487

Frame without holes in ends



**Double open shelf**  
790x449x487



Proposed combination

Name	Size	NCS	Oak	Ash
Space double open shelf 449, D487	790x449x487	208095	218095	228095

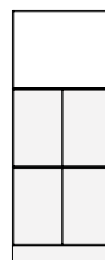
**NCS:** Lacquered MDF, optional NCS | **Oak:** Oak laminate | **Ash:** Ash laminate  
Living with fronts.

### Shelf without plinth, depth 487

Frame without holes in ends



**Double open shelf**  
790x598x487



Module completed with  
frame H1338

Name	Size	NCS	Oak	Ash
Space double open shelf 598, D487	790x598x487	208096	218096	228096

**NCS:** Lacquered MDF, optional NCS | **Oak:** Oak laminate | **Ash:** Ash laminate  
Lives with fronts.

### Seat bench

Plinth not included.  
To be completed with plinth or leg stand.



Name	Size	NCS	Oak	Ash
Space single seat bench 298	395x298x487	208092	218092	228092
Space double seat bench 298	790x298x487	208091	218091	228091
Space single shelf, movable	363x16x469	205052	215052	225052
Space double shelf, movable	758x16x469	205051	215051	225051

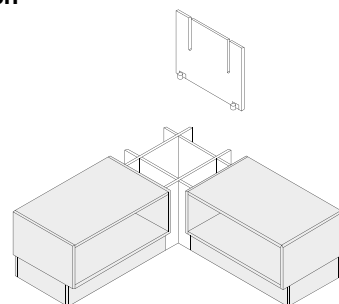
**NCS:** Lacquered MDF, optional NCS | **Oak:** Oak laminate | **Ash:** Ash laminate  
Lives with fronts.

Seat height 441 mm when completed with plinth.  
Cushions and fabric are additional, contact TreCe.

Accessories - Bench	Material	Size	Art.no
Space single carpet seat bench	Black rubber	363x475	209023
Space double carpet seat bench	Black rubber	758x475	209022

### Corner module for Seat bench

Size: 441x530



Name	Size	White	NCS	Oak	Ash
Space corner module 441, D487	441x530	201101	201102	211101	221101

**White:** White direct laminate | **NCS:** Lacquered MDF optional NCS  
**Oak:** Oak laminate | **Ash:** Ash laminate

Lives with fronts.  
Cushions and fabric are additional, contact TreCe.

**Size:** Width x Height (incl. plinth). x Depth. **Frame, fronts:** 16 mm. **Plinth** height: 143 mm.


### Space frame open, height 449 mm

Space frame without plinth



395x449x470 790x449x470

Complete frames with doors.



Frame with door Frame with double doors

Name	Size	White	NCS
Space single frame 449, without plinth	395x449x470	201182	201183
Space double frame 449, without plinth	790x449x470	201184	201185

### Doors

Name	Size	NCS	Oak	Ash
Space door 446, cabinet lock	393x446x16	202121	212121	222121
Space door 446, RFID excl. lock*	393x446x16	202122	212122	222122
Space door 446, push open	393x446x16	202126	212126	222126
Space double door 446, cabinet lock	788x446x16	202151	212151	222151
Space double door 446, RFID excl. lock*	788x446x16	202154	212154	222154
Space double door 446, push open	788x446x16	202157	212157	222157

**NCS:** Lacquered MDF, optional NCS


**Oak:** Oak laminate | **Ash:** Ash laminate

**Cabinet lock:** Incl. 2 keys (other locks see page 8).

\* RFID lock is additional, ordered separately. Contact TreCe.

### Space frame open, height 598 mm

Space frame without plinth



395x598x470 790x598x470

Complete frames with doors.



Frame with door Frame with double doors

Name	Size	White	NCS
Space single frame 598, without plinth	395x598x470	201186	201187
Space double frame 598, without plinth	790x598x470	201188	201189

### Doors

Name	Size	NCS	Oak	Ash
Space door 595, cabinet lock	393x595x16	202141	212141	222141
Space door 595, RFID excl. lock*	393x595x16	202142	212142	222142
Space door 595, push open	393x595x16	202146	212146	222146
Space double door 595, cabinet lock	788x595x16	202158	212158	222158
Space double door 595, RFID excl. lock*	788x595x16	202159	212159	222159
Space double door 595, push open	788x595x16	202160	212160	222160

**NCS:** Lacquered MDF, optional NCS

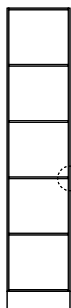
**Oak:** Oak laminate | **Ash:** Ash laminate

**Cabinet lock:** Incl. 2 keys (other locks see page 8).

\* RFID lock is additional, ordered separately. Contact TreCe.

### Office shelf open, height 1936 mm

Complete frames with doors.

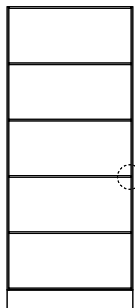


Office shelf, single with shelves

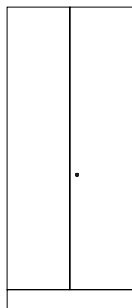


Office shelf with door

Marked shelf is fixed.  
Other shelves are movable.



Office shelf, double with shelves



Frame with double doors

### Office shelf incl. shelves

Name	Size	White	NCS
Space single office shelf 1936, 5 levels	395x1936x470	201191	201192
Space double office shelf 1936, 5 levels	790x1936x470	201193	201194

**White:** Direct laminate | **NCS:** Lacquered MDF, any NCS.

### Shelves

Name	Size	White	NCS
Space single shelf movable, B363	363x16x 451	201150	201151
Space single shelf movable, indent in front edge, B363	363x16x381	205010	205020
Space double shelf movable, B758	758x19x451	201152	201153
Space double shelf movable, indent in front edge B758	758x19x381	205032	205042

**White:** Direct laminate | **NCS:** Lacquered MDF, any NCS.

Shelf 19 mm with laminated core

### Doors

Name	Size	NCS	Oak	Ash
Space door 1790, cabinet lock	393x1790x16	204051	214051	224051
Space door 1790, RFID excl. lock*	393x1790x16	204052	214052	224052
Space door 1790, push open	393x1790x16	204056	214056	224056
Space double door 1790, cabinet lock	788x1790x16	202161	212161	222161
Space double door 1790, RFID excl. lock*	788x1790x16	202162	212162	222162
Space double door 1790, push open	788x1790x16	202163	212163	222163

**NCS:** Lacquered MDF, optional NCS

**Oak:** Oak laminate | **Ash:** Ash laminate

**Cabinet lock:** Incl. 2 keys (other locks see page 8).

\* RFID lock is additional, ordered separately. Contact TreCe.




**Size:** Width x Height (incl. plinth). x Depth. **Frame, fronts:** 16 mm. **Plinth** height: 143 mm.  
All doors are right-hinged as standard.

## Master key

Name	Art.no
Master key	840913
Master key Code lock (mechanical)	890969
Master key Code lock (digital)	831099



Code lock, mechanical, for private or public use.



Padlock fittings, excluding padlocks.



RFID-locks EM or Mifare.

## Alternative locks, addition

Name	Info
Code lock (mechanical)	For personal/public storage
Code lock (digital)	Available for both personal storage and public storage
RFID-lock	For personal/public storage



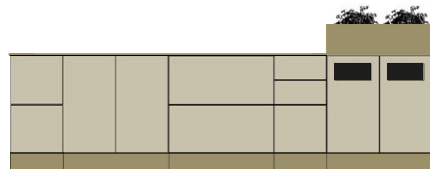
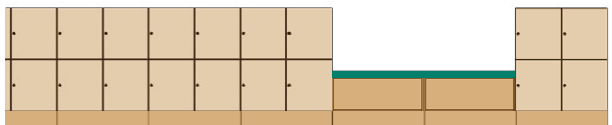
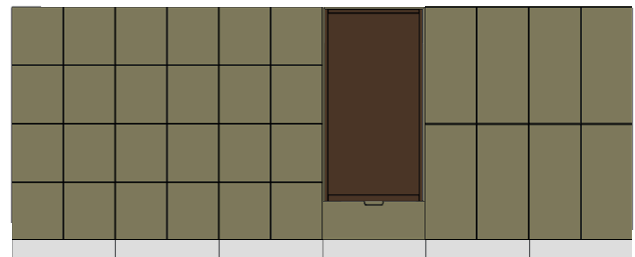
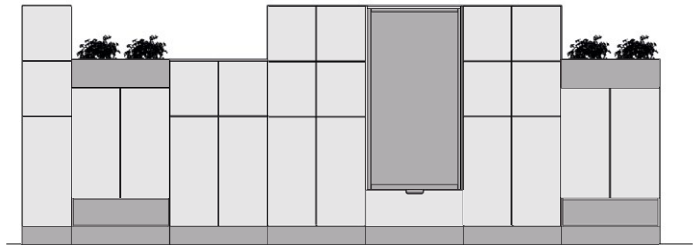
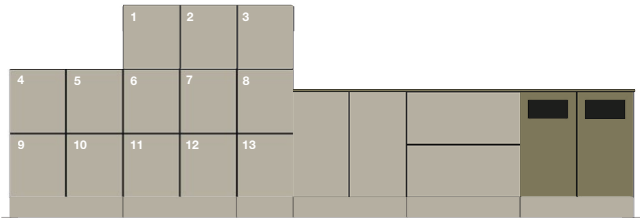
Digital code lock, black, for private or public use.



Digital code lock, silver, for private or public use.

\* Contact TreCe for proximity based locks and locks as above.

## Space examples of combinations



**Dimensions:** Width x Height (incl. plinth). x Depth. **Frame and front:** 16 mm. **Plinth:** 143 mm. All doors are right-hung as standard.

# Space

## Cabinet & Recycling unit



Flexible modular design designed for both personal and communal storage in offices and public spaces. Space is easy to integrate thanks to its cohesive and thoughtful design. Well-crafted details such as doors with seamless design, shoe shelves, and benches that enliven with fronts create a seamless and stylish feeling. This is also reflected in the fact that Space is a sustainable choice as it is approved according to Möbelfakta, consists of sustainable materials, is manufactured with social responsibility, and quality-tested at RISE.

The modules in the Space series are designed to fit together, so you can let your imagination run wild as you build your unique solution. Choose between frames in white laminate or lacquered in any NCS colour. Doors in lacquered MDF, any NCS colour, which has a comprehensive design. Fronts are also available in oak and ash laminate. There are five complete modules for waste sorting and eight complete cabinets for the office's common storage. Explore the entire Space series, including personal and public storage, wardrobes, seating modules, cabinets, recycling units, and more.

Space comes with a standard plinth; for a different expression, the plinth can be replaced with lacquered leg frames for an additional cost. Leg frames are available in our 11 standard colours.

### Locks and Closures

We offer various types of locks and closures for doors, such as electronic RFID locks, code locks, cabinet locks, padlock fittings, and push open. For network-based locks, contact TreCe for individual advice.

### Accessories

Space counters come with accessories such as movable shelves, bag holders and mats.

### Customization

Space can be customized in both material and dimensions if you wish to put your own mark on the furniture. Contact TreCe for advice and a quote.

Specifications →

**Dimensions:** Width x Height (incl. plinth). x Depth. **Frame and front:** 16 mm. **Plinth:** 143 mm. All doors are right-hung as standard.  
NCS refers to product lacquered in one optional NCS colour.

### Reference images of both standard and customised Space



**Size:** Width x Height (incl. base). x Depth. **Frame, fronts:** 16 mm. **Plinth** height: 143 mm.  
All doors are right-hinged as standard.

## Space Cabinet and Recycling unit

The Space storage series has counters and recycling units at working height, height 882 mm. Frames in single and double modules can be freely combined with shelves, partitions, doors and drawers in several variants.

Choose freely from any of the complete modules or assemble your own variant. Suitable bag holders are available as accessories. Holes are also available in the top panel at an additional cost. Complete modules with an inlet in the front and a pull-out bag holder inside the door, recommended rubbish bag 85-125 L.

The fronts are complete with push open fittings. Does not apply to doors with inlets.

## Complete modules

**Frame, plinth, back 16 mm thick:** In white direct laminate, with 0.8 mm straight ABS edging.

**Fronts, 16 mm thick, lacquered MDF:**

White/White = Body in white laminate with fronts lacquered in NCS S 0500-N, white.

White/NCS = Frame in white laminate with fronts lacquered in any NCS colour.

**Plinth height:** 143 mm

**Inner dimensions of drawer H182:** B325 x H127 x D420 mm

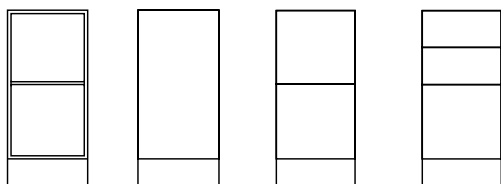
**Inner dimensions of drawer H366:** B325 x H311 x D420 mm.

Space Cabinet has drawers with high sides, 100% extension, max load weight 35 kg with push open fittings.

## Space Cabinet, complete modules

Height: 882 mm

Incl. 1 movable shelf



**DSO**  
395x882x470

**DSS**  
395x882x470

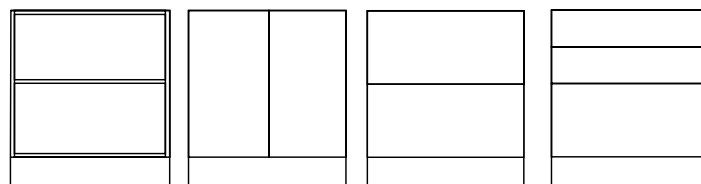
**DS/2L**  
395x882x470

**DS/3L**  
395x882x470

Space cabinet single	Size	White
Space cabinet single DSO	395x882x470	200104

Space cabinet single	Size	White/White	White/NCS
Space cabinet single DSS	395x882x470	200105	200106
Space cabinet single DS/2L	395x882x470	200107	200108
Space cabinet single DS/3L	395x882x470	200109	200110

Incl. 1 movable shelf



**DDO**  
790x882x470

**DDS**  
790x882x470

**DD/2L**  
790x882x470

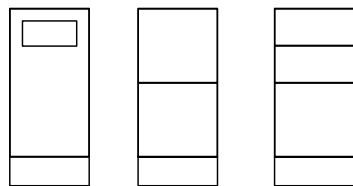
**DD/3L**  
790x882x470

Space cabinet double	Size	White
Space cabinet double DDO	790x882x470	200114

Space cabinet double	Size	White/White	White/NCS
Space cabinet double DDS	790x882x470	200115	200116
Space cabinet double DD/2L	790x882x470	200117	200118
Space cabinet double DD/3L	790x882x470	200119	200120

## Space Recycling unit, complete modules

Height: 882 mm | Extractable sack holder included for door with inlet.

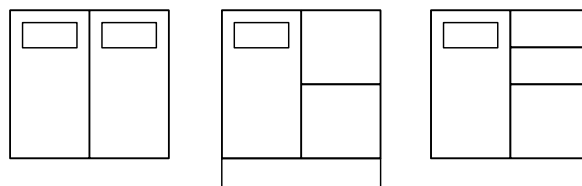


**MDS**  
395x882x470

**MDS/2L**  
395x882x470

**MDS/3L**  
395x882x470

Space Recycling unit single	Size	White/White	White/NCS
Space Recycling unit MDS*	395x882x470	200103	200204
Space Recycling unit MDS/2L	395x882x470	200101	200202
Space Recycling unit MDS/3L	395x882x470	200102	200203



**MDD**  
790x882x470

**MDD/2L**  
790x882x470

**MDD/3L**  
790x882x470

Space Recycling unit double	Size	White/White	White/NCS
Space Recycling unit MDD*	790x882x470	200113	200213
Space Recycling unit MDD/2L*	790x882x470	200111	200211
Space Recycling unit MDD/3L*	790x882x470	200112	200212

\* Inlet: W:270 x H:125 mm.

Cover plate inside the door, painted in RAL 9016 white.

Garbage bag 85-125 L is recommended.

## Accessories

Name	Suits	Material	Size	Art nr
Space single carpet		Black rubber	362x454	209026
Space double carpet		Black rubber	370x454	209027
Containers 21L	Draw		265x275x375	820927

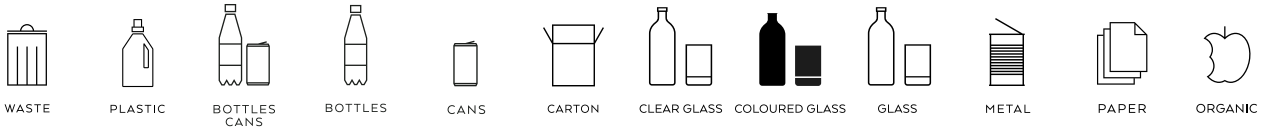
**Size:** Width x Height (incl. base). x Depth. **Frame, fronts:** 16 mm. **Plinth height:** 143 mm.  
All doors are right-hinged as standard.

## Space Containers



Name	Suits	Color	Size	Art no.
Containers 47 L	Double drawer H366	Transparent	548x283x384	820910
Plastic box 19 L	Single & double drawer H366	Transparent	446x190x354	209099
Containers 21 L	Single drawer H366	Grey	265x275x375	820927
Containers 19 L	Single drawer H366. Can be combined with 10 L	Grey	230x283x330	820919
Containers 10 L	Single drawer H366. Can be combined with 19 L	Grey	255x283x165	820918

## Space symbol, foiled, white or anthracite



Color	WASTE	PLASTIC	BOTTLES CANS	BOTTLES	CANS	CARTON	CLEAR GLASS	COLOURED GLASS	GLASS	METAL	PAPER	ORGANIC
White	209160	209161	209162	209163	209190	209164	209165	209166	209194	209167	209168	209169
Anthracite	209170	209171	209172	209173	209191	209174	209175	209176	209195	209177	209178	209179

Please contact TreCe if you require different symbols or text in other languages.



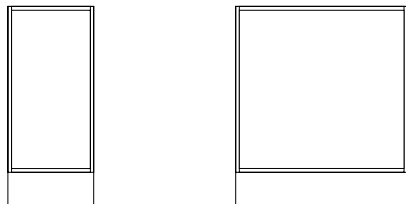
Combine your own storage with standard modules in white and any NCS colour.



The cover plate inside the metal door is powder coated as standard, RAL 9016 white. Can be painted in any RAL colour, at an additional cost.

**Size:** Width x Height (incl. base). x Depth. **Frame, fronts:** 16 mm. **Plinth height:** 143 mm.  
All doors are right-hinged as standard.

## Cabinet frame



Single frame cabinet

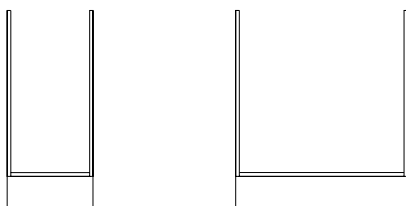
Double frame cabinet

Name	Size	White	NCS
Space single frame cabinet	395x882x470	201128	201129
Space double frame cabinet	790x882x470	201130	201131

**White:** White direct laminate | **NCS:** Lacquered MDF, any NCS

## Cabinet frame without top shelf

Top shelf replaced by compartment mouldings, width 60 mm.  
Used when making holes in the top panel.

Single frame cabinet  
without top shelfDouble frame cabinet  
without top shelf

Name	Size	White	NCS
Space single frame cabinet without top shelf	395x882x470	201132	201133
Space double frame cabinet without top shelf	790x882x470	201134	201135

**White:** White direct laminate | **NCS:** Lacquered MDF, any NCS

## Partition wall

Name	Size	White	NCS
Space double partition wall unit	454x704x16	201140	201141

**White:** White direct laminate | **NCS:** Lacquered MDF, any NCS

## Shelves

Name	Size	White	NCS
Space single shelf, movable	363x16x451	201150	201151
Space double shelf movable*	758x19x451	201152	201153
Space double shelf, partition wall <i>Lamellar core</i>	371x16x451	201154	201155

**White:** White direct laminate | **NCS:** Lacquered MDF, any NCS

## Bag holders

Name	Color	Size	Art no.
Space Bag holders	RAL 9001, white	355x412	209029

Recommended rubbish bag 85-125 L

## Doors, push open

Name	Size	NCS	Oak	Ash
Space cabinet door 734, push open	392x734x16	204001	214001	224001
Space cabinet double door 734, push open	788x734x16	204003	214003	224003

**NCS:** Lacquered MDF, any NCS.

**Oak:** Oak laminate | **Ash:** Ash laminate

## Doors with inlets

Name	Size	NCS
Space cabinet door 734, with inlet*	392x734x16	204002

\*The cover plate inside the metal door is as standard powder coated, RAL 9016 white. Can be painted in any RAL colour, at an additional cost.

\* Inset: W:270 x H:125 mm.

Door without push open fittings.

**NCS:** Lacquered MDF, any NCS.



## Drawers 100% pull-out, push open

Name	Size	NCS	Oak	Ash
Space cabinet single drawer 182	393x182x466	208066	218066	228066
Space cabinet single drawer 366, w. railing	393x366x466	208067	218067	228067
Space cabinet single drawer 366, high side	393x366x466	208068	218068	228068
Space cabinet double drawer 182	788x182x466	208076	218076	228076
Space cabinet double drawer 366, w. railing	788x366x466	208077	218077	228077
Space cabinet double drawer 366, high side	788x366x466	208078	218078	228078

Drawers with 100% extension, max load weight 35 kg with push open fittings.

### Inner dimensions of drawers:

Single drawer 182: B325 x H127 x D420 mm

Single drawer 366: B325 x H311 x D420 mm

Double drawer 182: B720 x H127 x D420 mm

Double drawer 366: B720 x H311 x D420 mm

**NCS:** Lacquered MDF, any NCS.

**Oak:** Oak laminate | **Ash:** Ash laminate



## Drawer inserts

Name	Size	Art no.
Space cabinet single drawer insert H67, 6 slots	135x154	209301
Space cabinet single drawer insert H182, 6 slots	135x154	209302
Space cabinet double drawer insert H67, 12 slots	135x171	209303
Space cabinet double drawer insert H182, 12 slots	135x171	209304



**Size:** Width x Height (incl. base). x Depth. **Frame, fronts:** 16 mm. **Plinth height:** 143 mm.  
All doors are right-hinged as standard.

### Top cover in compact laminate, black core thk 12 mm

Name	Colour	Depth	Art no.
Space top cover single	F2255 White	490	209140
Space top cover single	F2297 Anthracite	490	209141
Space top cover single	F5343 Olive	490	209142
<i>When placed back to back</i>			
Space top cover double	F2255 White	980	209143
Space top cover double	F2297 Anthracite	980	209144
Space top cover double	F5343 Olive	980	209145

Contact TreCe if you would like the top cover in another material.



White  
(F1040)



Anthracite  
(F2297)



Olive  
(F5343)

### Inlets for top cover, compact laminate

Name	Size	Art no.
Space inlet square	220x220	209150
Space inlet round	Ø220	209152
Space inlet custom	Max. size 220x260	209151

### Lid, compact laminate

Name	Description	Size	Color	Art no.
Space lid, <i>Pfleiderer WSR209</i>	Lid for Space inlet Ø220 mm, art. no. 209152. Compact laminate white core and white knob RAL 9010.	Ø230	White	209153
Space lid, <i>Formica F2297</i>	Lid for Space inlet Ø220 mm, art. no. 209152. Compact laminate black core and anthracite knob RAL 7016.	Ø230	Anthracite	209154
Space lid, <i>Formica F5343</i>	Lid for Space inlet Ø220 mm, art. no. 209152. Compact laminate black core and olive coloured knob RAL 6013.	Ø230	Olive	209155



Contact TreCe if the top plate is required in another material.

### Cover panels thk 16 mm

Name	Size	NCS	Oak	Ash
Space cover panel single, counter	490x882x16	206024	216024	226024
<i>When placing modules back to back</i>				
Space cover panel double, counter	980x882x16	206524	216524	226524

**NCS:** Lacquered MDF, any NCS.

**Oak:** Oak laminate | **Ash:** Ash laminate

### Top cover thk 16mm

Name	Size	NCS	Oak	Ash
Space top cover single	490	207021	217021	227021
<i>When placing modules back to back</i>				
Space top cover double	980	207022	217022	227022

**NCS:** Lacquered MDF, any NCS.

**Oak:** Oak laminate | **Ash:** Ash laminate




**Size:** Width x Height (incl. base). x Depth. **Frame, fronts:** 16 mm. **Plinth height:** 143 mm.  
All doors are right-hinged as standard.


### Worktop in high pressure laminate Formica Collection Colors, thk 23 mm

Name	Colour	Depth	Art no.
Space worktop single	F2255 White	490	209201
Space worktop single	F2297 Anthracite	490	209202
Space worktop single	F5343 Olive	490	209203
<i>When placed back to back</i>			
Space worktop double	F2255 White	980	209211
Space worktop double	F2297 Anthracite	980	209212
Space worktop double	F5343 Olive	980	209213

Contact TreCe if you would like the top cover in another material.



White  
(F1040)



Anthracite  
(F2297)




Olive  
(F5343)

### Worktop in high pressure laminate Pfleiderer Wood decors, thk 23 mm

Name	Colour	Depth	Art no.
Space worktop single	R20095/Oak	490	219201
Space worktop single	R34027/Ash	490	229201
<i>When placed back to back</i>			
Space worktop double	R20095/Oak	980	219211
Space worktop double	R34027/Ash	980	229211

Contact TreCe if you would like the top cover in another material.



Oak  
(R20095)



Ash  
(R34027)

### Holes for high-pressure laminate worktops

#### Inlet with powder coated steel frame

Name	Size	Colour	Art no.
Inlet round	Ø 110	White	820951
Inlet round	Ø 250	White	820953
Inlet round	Ø 110	Black	820952
Inlet round	Ø 250	Black	820954
Inlet square	250x250	White	820961
Inlet square	250x250	Black	820962




Inlet with powder coated frame in steel, 250x250 mm.



Inlet with powder coated frame in steel, 250x250 mm.

#### Lid with knob for round inlets in lacquered steel

Name	Size	Colour	Art no.
Lid	Ø 250	White	820957
Lid	Ø 250	Black	820959



Lid with knob for round inlets in lacquered steel.

#### Inlet and lid with knob integrated/lowered in worktop

Name	Size	Material	Art no.
Inlet round	Ø 250	Stainless steel	820980
Lid inlet compact laminate*	Ø 250	White (F1040)	820985
Lid inlet compact laminate*	Ø 250	Anthracite (F2297)	820986

\* Knob, Ø19 mm, stainless steel.



Inlet integrated/lowered in worktop.

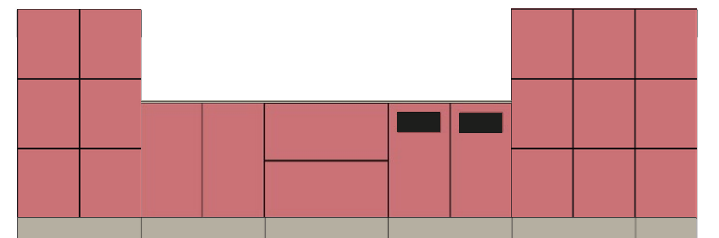
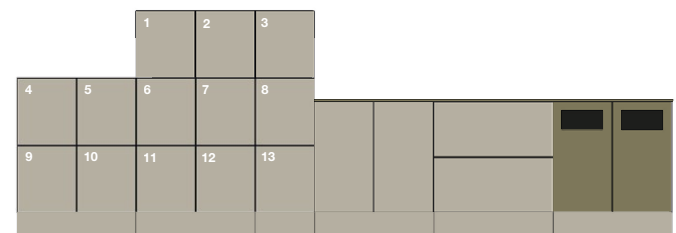
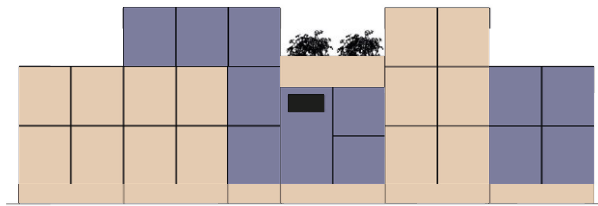
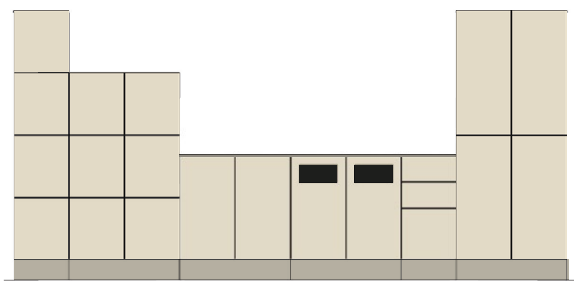
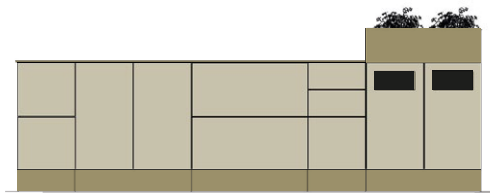
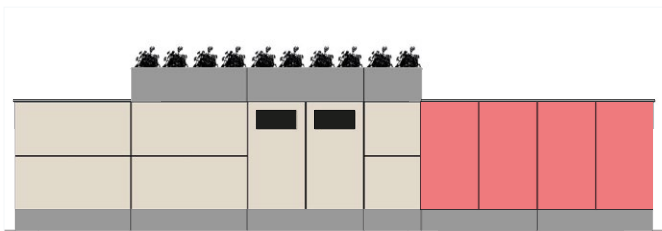


Lid in compact laminate, (F2297).



**Size:** Width x Height (incl. base). x Depth. **Frame, fronts:** 16 mm. **Plinth height:** 143 mm.  
All doors are right-hinged as standard.

### Space Combinations



**Dimensions:** Width x Height x Depth.

# Office

## Personal Storage

Office is a product family designed to meet the needs of the modern office. Smart solutions that focus on function and with a low environmental impact. Made from needled felt with 7% wool, 93% polyester, and with details in untreated leather.

### Sustainability & Material

- The felt meets Oekotex 100, class I (Products for children up to 3 years)
- Untreated leather
- Free from prohibited azo dyes, carcinogenic and allergenic dyes, phthalates, formaldehyde, pesticides, heavy metals, certain chlorine and tin organics, biologically active products and flame retardants.



### Office Bag

Available in two colours, anthracite and light grey. Made of needled felt with 7% wool and 93% polyester. Leather details.

- Several compartments.
- Business card holder in leather.
- Pen holder in leather.

Name	Size	Anthracite	Light grey
Office Bag	360x310x170	830808	830818

**Dimensions:** Width x Height x Depth.

## Office Backpack, 15 L

Needed felt with 7% wool, 93% polyester and leather details.

- Handle
- Magnetic closure with 2 positions, hidden in the lining
- Business card holder in leather
- Adjustable shoulder straps with details in leather
- Push buttons on the side for adjusting the depth
- Water resistant bottom
- Integrated rain cover hidden in the bottom with zipper.
- Holds 15 L
- Laptop compartment
- Pen holder in leather for 3 pens
- Pocket for accessories



Name	Size	Anthracite
Office Backpack, 15 L	310x400x135	830500

## Office Sleeve

Laptop case suitable for most laptop computers. Needed felt with 7% wool and 93% polyester. Leather details and top opening with velcro close.

Name	Fits	Size	Anthracite	Light grey
Office Sleeve S	13,3"	250x360	830700	830710
Office Sleeve M	13,3"-14,5"	280x400	830701	830711
Office Sleeve L	14,5"-15,6"	310x440	830720	830721



## Office Pouch

Practical small bag in needed felt with 7% wool and 93% polyester, for cables, keys, USB-sticks etc. Zipper with details in untreated leather.

Name	Size	Anthracite	Light grey
Office Pouch	175x160x50	830600	830610



## Accessories

### Hanger, Office bag

Practical hanger that is easily attached to the table top. Folds together after use and easily stored in your pocket.

Name	Size	Art no.
Bag hanger, mobile	Ø 35 mm	830880



**Dimensions:** Width x Height x Depth. **Frame:** 19 mm. **Front:** 16 mm.

NCS refers to product lacquered in one optional NCS colour.

Mounting strip is included in all wall mounted products.

# CombiLine


## Lockers

Lockers for personal or public storage. Doors are available with different types of locks and closures. It is also possible to have doors with mail-inlets. The storage compartments are highly adaptable and fits in most spaces.

Frames and fronts are available in standard white or lacquered in any NCS colour. Choose between different heights of frame and doors. Standard widths: 310, 605 and 900 mm. Alternative locks can be ordered at additions, see page 129.

This storage series can be customised.

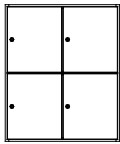
Specifications →



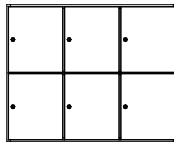
Two lockers FF60/10 combined with two wardrobes KLE60. Depth 370 mm. All with cabinet locks.

### CombiLine Lockers Wall

**Size inside locker:** 274x333x358 mm. **Locks** incl. 2 keys.



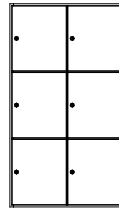
**FFV60/4**  
605x723x370



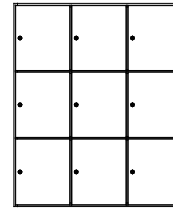
**FFV90/6**  
900x723x370

**Height 723 mm, Depth 370 mm**

Name	White	NCS	Beech	Birch	Oak
FFV60/4	841242	849242L	843242	845242	847242
FFV90/6	841243	849243L	843243	845243	847243



**FFV60/6**  
605x1075x370



**FFV90/9**  
900x1075x370

**Height 1075 mm, Depth 370 mm**

Name	White	NCS	Beech	Birch	Oak
FFV60/6	841252	849252L	843252	845252	847252
FFV90/9	841253	849253L	843253	845253	847253

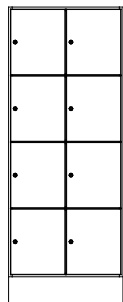
**Dimensions:** Width x Height x Depth. **Frame:** 19 mm. **Front:** 16 mm. **Plinth:** 157 mm  
NCS refers to product lacquered in one optional NCS colour.

## CombiLine Lockers Floor


**Size inside locker:** 274x333x358 mm. **Locks** incl. 2 keys.



**FF30/4**  
310x1584x370



**FF60/8**  
605x1584x370



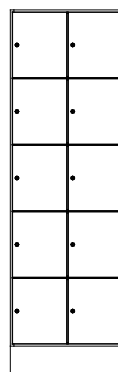
**FF90/12**  
900x1584x370

**Height 1584 mm, Depth 370 mm**

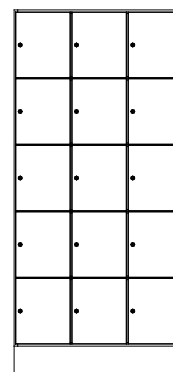
Name	White	NCS	Beech	Birch	Oak
FF30/4	841231	849231L	843231	845231	847231
FF60/8	841232	849232L	843232	845232	847232
FF90/12	841233	849233L	843233	845233	847233



**FF30/5**  
310x1936x370



**FF60/10**  
605x1936x370



**FF90/15**  
900x1936x370

**Height 1936 mm, Depth 370 mm**

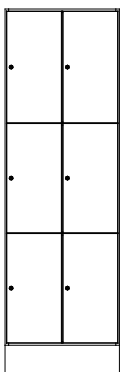
Name	White	NCS	Beech	Birch	Oak
FF30/5	841221	849221L	843221	845221	847221
FF60/10	841222	849222L	843222	845222	847222
FF90/15	841223	849223L	843223	845223	847223

## CombiLine Lockers Floor

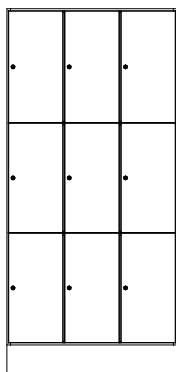
**Size inside locker:** 274x567x558 mm. **Locks** incl. 2 keys.



**FF30/3**  
310x1936x570



**FF60/6**  
605x1936x570



**FF90/9**  
900x1936x570

**Height 1936 mm, Depth 570 mm**

Name	White	NCS	Beech	Birch	Oak
FF30/3	841211	849211L	843211	845211	847211
FF60/6	841212	849212L	843212	845212	847212
FF90/9	841213	849213L	843213	845213	847213

## Accessories

Name	Fits	Size	Art no.
Mail shelf, acrylic		Depth 370 mm	810919
Mail inlet		Height 22 mm	840911
Stuff cork box		90x44x347	890101
Stuff shelf cork box		97x80x350	890201
Carpet, black, fine ribbed rubber	Depth 570	270x550x3	840950
Mirror, door		230x400	840912

## Shelves

**Width/Depth: 30/370 mm and 30/570 mm**

Name	White	NCS	Beech	Birch	Oak
Shelves 30/370	841916	849916L	843916	845916	847916
Shelves 30/570	821913	829913L	823913	825913	827913


## Master key

Name	Lock type	Art no.
Master key	Cabinet locks	840913

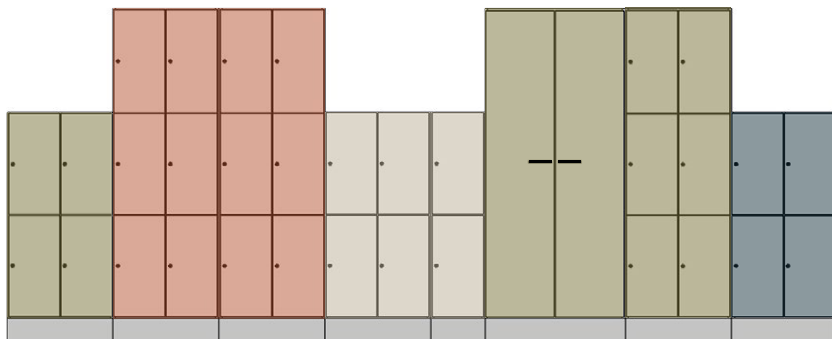
## Alternative locks, addition

Name	Art no.
Padlock fitting	Black (padlock not incl.) 830915
Combination lock	Black, for personal storage
RFID-lock	For personal/public storage
Coin lock	



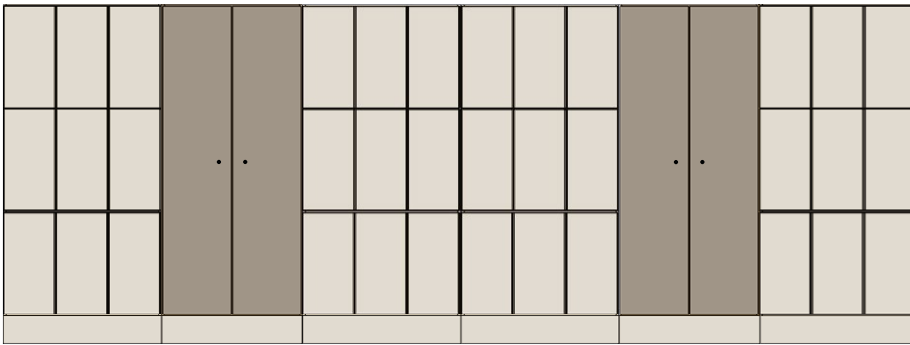
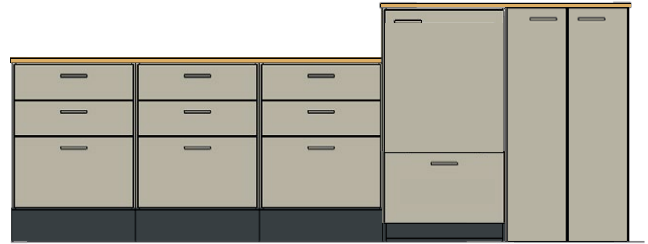
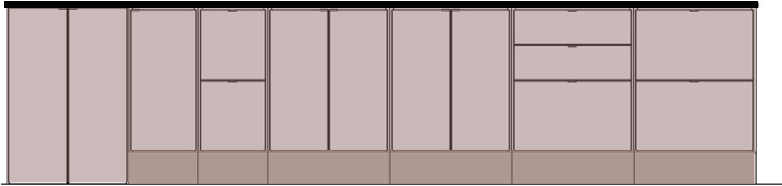
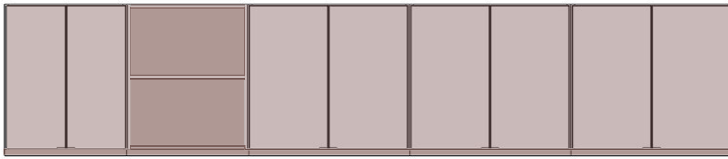
### CombiLine combinations



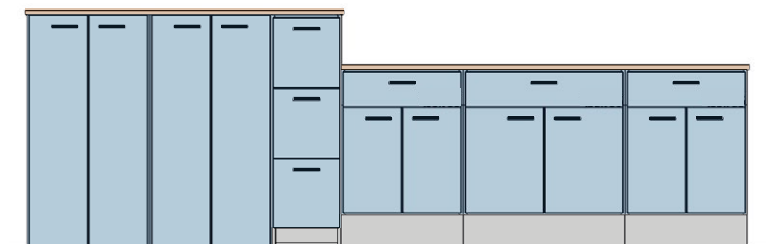
Wine red NCS/RAL 3005 Old pink NCS/RAL 3014 Olive NCS/RAL 6013 Pearl White NCS/RAL 1013 Frame and plinth in white laminate.



### CombiLine combinations



1	3	5	7	9	11	13	15	17	19
2	4	6	8	10	12	14	16	18	20



**Dimensions:** Width x Height x Depth (height incl. plinth). **Frame:** 19 mm. **Front:** 16 mm. **Plinth:** 157 mm.  
NCS refers to product lacquered in one optional NCS colour.

# CombiLine

## Wardrobe

Space efficient lockable wardrobes designed to blend into the work environment. Clothes rail and hat rack always included as standard. Doors are available with different types of locks and closures.

Frames and fronts are available in standard white or lacquered in any NCS colour. Choose between different standard widths: 310, 605 and 900 mm.

This series can be customised. Clothes rail and hat rack are always included as standard. Master key for all locks can be ordered separately. Standard height: 1936 mm.

This storage series can be customised

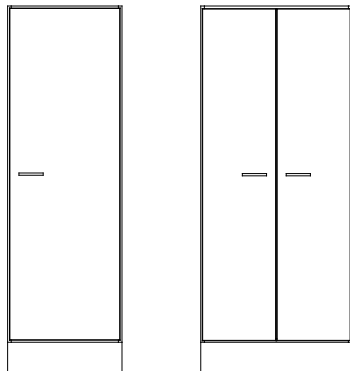
Specifications →



Two lockers FF60/6 combined with two wardrobes KLD60, all with RFID-locks.

### CombiLine Wardrobe Floor

Hat rack and clothes rail included.  
Cabinet locks not included, available as accessory for KL60.



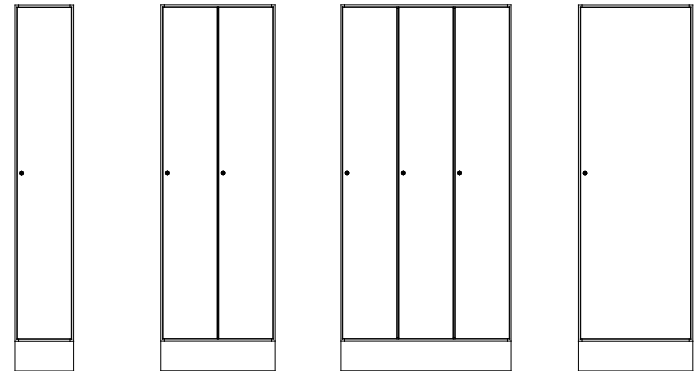
**KL60**  
605x1936x570

**KL80**  
800x1936x570

Height 1936 mm, Depth 570 mm

Name	White	NCS	Beech	Birch	Oak
KL60	841115	849115L	843115	845115	847115
KL80	841116	849116L	843116	845116	847116

Hat rack, clothes rail and cabinet lock with 2 keys are included.



**KLE30**  
310x1936x570

**KLD60**  
605x1936x570

**KLT90**  
900x1936x570

**KLE60**  
605x1936x370

Height 1936 mm, Depth 570 mm

Name	White	NCS	Beech	Birch	Oak
KLE30	841111	849111L	843111	845111	847111
KLD60	841112	849112L	843112	845112	847112
KLT90	841113	849113L	843113	845113	847113

Height 1936 mm, Depth 370 mm

Name	White	NCS	Beech	Birch	Oak
KLE60	841114	849114L	843114	845114	847114

Note! KLE60 must be secured to a wall due to tipping risk.



Dimensions: Width x Height x Depth.

## Accessories

Name	Size	Fits	Art no.
Mirror, door	230x400		840912
Stuff cork box	90x44x347		890101
Stuff shelf cork box	97x80x350		890201

### Carpet, black, fine ribbed rubber, 3 mm

Carpet, black	270x550	KLE30, KLD60, KLT90	840950
Carpet, black	565x350	KLE60	840951
Carpet, black	565x550	KL60	840952
Carpet, black	760x550	KL80	840953



Stuff cork box and shelf keeps smaller items in order.



Mirror

## Cabinet locks

Name	Art no.
Cabinet locks, different lock numbers, incl 2 keys	830910
Addition, identical locks, Cabinet locks	830985
Master key Cabinet locks	840913

## Alternative locks, addition

Name	Info
Code lock (mechanical)	For personal/public storage
Code lock (digital)	Available for both personal storage and public storage.
RFID-lock	For personal/public storage

\* Contact TreCe for proximity based locks and locks as above.



Padlock fittings, excluding padlocks.



Cabinet lock incl. 2 keys as standard.



RFID-locks EM or Mifare.



Code lock, mechanical, for private or public use.



Digital code lock, black, for private or public use.



Digital code lock, silver, for private or public use.


**Dimensions:** Width x Height x Depth (height incl. plinth). **Frame:** 19 mm. **Front:** 16 mm. **Plinth:** 157 mm.  
NCS refers to product lacquered in one optional NCS colour.

# CombiLine

## Office shelving/cupboards


Shelves and cupboards for storage of large volumes. Frames and fronts are available in standard white or lacquered in any NCS colour. Choose between different sizes. Possibility to choose glass doors, glass shelves, drawers or filing drawers. Office shelves can be easily adapted to personal and public storage with different types of locks. This series can be customised. Contact TreCe for quotation or drawing proposals. Worktops for the lower models are also available as a supplement.

Specifications →

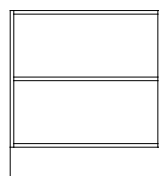


Office shelving/cupboards are available in depth 370 and 570 mm.


### CombiLine Office shelving/cupboards



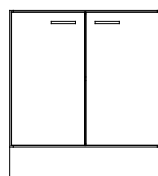
**KH60/2**  
605x880x370




**KH80/2**  
800x880x370




**KS60/2**  
605x880x370



**KS80/2**  
800x880x370




**KH60/3**  
605x1232x370



**KH80/3**  
800x1232x370



**KS60/3**  
605x1232x370



**KS80/3**  
800x1232x370


#### Height 880 mm, Depth 370 mm

Name	White	NCS	Beech	Birch	Oak
KH60/2	831111	839111L	833111	835111	837111
KH80/2	831123	839123L	833123	835123	837123
KS60/2	831211	839211L	833211	835211	837211
KS80/2	831127	839127L	833127	835127	837127

#### Height 1232 mm, Depth 370 mm

Name	White	NCS	Beech	Birch	Oak
KH60/3	831115	839115L	833115	835115	837115
KH80/3	831124	839124L	833124	835124	837124
KS60/3	831219	839219L	833219	835219	837219
KS80/3	831128	839128L	833128	835128	837128


### CombiLine Office shelving/cupboards




**KHD60/3**  
605x1232x570



**KHD80/3**  
800x1232x570



**KSD60/3**  
605x1232x570



**KSD80/3**  
800x1232x570


#### Height 1232 mm, Depth 570 mm

Name	White	NCS	Beech	Birch	Oak
KHD60/3	861115	869115L	863115	865115	867115
KHD80/3	831131	839131L	833131	835131	837131
KSD60/3	861219	869219L	863219	865219	867219
KSD80/3	831134	839134L	833134	835134	837134

Name	White
KH120/3	831141
KS120/3	831142
KSL120/3	831143

**Dimensions:** Width x Height x Depth (height incl. plinth). **Frame:** 19 mm. **Front:** 16 mm. **Plinth:** 157 mm.  
NCS refers to product lacquered in one optional NCS colour.

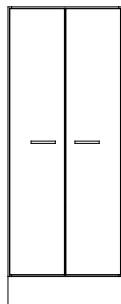
## CombiLine Office shelving/cupboards



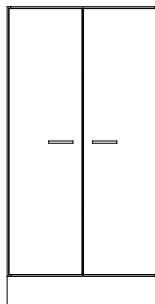
**KH60/4**  
605x1584x370




**KH80/4**  
800x1584x370




**KS60/4**  
605x1584x370



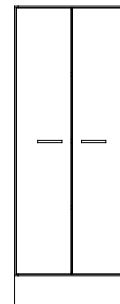
**KS80/4**  
800x1584x370



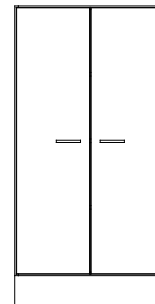
**KHD60/4**  
605x1584x570



**KHD80/4**  
800x1584x570



**KSD60/4**  
605x1584x570




**KSD80/4**  
800x1584x570

### Height 1584 mm, Depth 370 mm

Name	White	NCS	Beech	Birch	Oak
KH60/4	831116	839116L	833116	835116	837116
KH80/4	831125	839125L	833125	835125	837125
KS60/4	831220	839220L	833220	835220	837220
KS80/4	831129	839129L	833129	835129	837129

### Height 1584 mm, Depth 570 mm

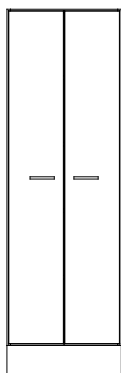
Name	White	NCS	Beech	Birch	Oak
KHD60/4	861116	869116L	863116	865116	867116
KHD80/4	831132	839132L	833132	835132	837132
KSD60/4	861220	869220L	863220	865220	867220
KSD80/4	831135	839135L	833135	835135	837135



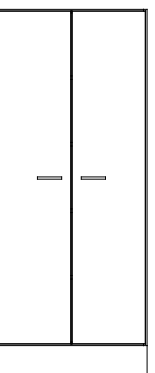
**KH60/5**  
605x1936x370



**KH80/5**  
800x1936x370




**KS60/5**  
605x1936x370




**KS80/5**  
800x1936x370

### Height 1936 mm, Depth 370 mm

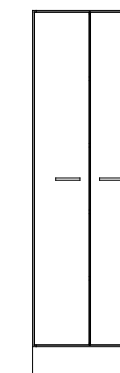
Name	White	NCS	Beech	Birch	Oak
KH60/5	831112	839112L	833112	835112	837112
KH80/5	831126	839126L	833126	835126	837126
KS60/5	831212	839212L	833212	835212	837212
KS80/5	831130	839130L	833130	835130	837130



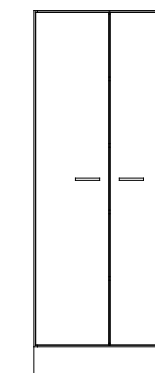
**KHD60/5**  
605x1936x570



**KHD80/5**  
800x1936x570



**KSD60/5**  
605x1936x570



**KSD80/5**  
800x1936x570

### Height 1936 mm, Depth 570 mm

Name	White	NCS	Beech	Birch	Oak
KHD60/5	861112	869112L	863112	865112	867112
KHD80/5	831133	839133L	833133	835133	837133
KSD60/5	861212	869212L	863212	865212	867212
KSD80/5	831136	839136L	833136	835136	837136

## Cabinet locks

Name	Art no.
Cabinet locks, different lock numbers, incl 2 keys	830910
Addition, identical locks, Cabinet locks	830985
Master key Cabinet locks	840913

If you would like other lock types, contact TreCe.

### Tips!

Combine freely. Choose wooden or glass doors. See pages 164. If you would like other handles, please contact TreCe. Accessories such as leg sets, wheel sets and drawers can be found on pages 164-166. For worktops, see pages 162-163.

**Dimensions:** Width x Height x Depth (height incl. plinth). **Frame:** 19 mm. **Front:** 16 mm. **Plinth:** 157 mm.  
NCS refers to product lacquered in one optional NCS colour.

## Folder drawer



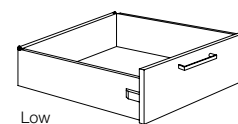
Width 600 and 800 mm, Depth 570 mm

Name	White	NCS	Beech	Birch	Oak
ML60/570 1xA4	831727	839727L	833727	835727	837727
ML80/570 2xA4	831729	839729L	833729	835729	837729

## Drawer low, 100% expansion

Depth 570 mm

Name	White	NCS	Beech	Birch	Oak
Drawer 30 low 100%	831720	839720L	833720	835720	837720
Drawer 60 low 100%	831721	839721L	833721	835721	837721
Drawer 80 low 100%	831722	839722L	833722	835722	837722



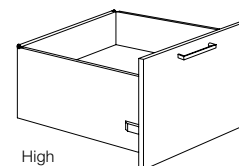
Low

Low drawers with 100% extraction have a maximum load capacity of 35 kg.

## Drawer high, 100% expansion

Depth 570 mm

Name	White	NCS	Beech	Birch	Oak
Drawer 60 high 100%	831714	839714L	833714	835714	837714
Drawer 80 high 100%	831719	839719L	833719	835719	837719



High

High drawers with 100% extraction have a maximum load capacity of 65 kg.

**Dimensions:** Width x Height x Depth (height incl. plinth). **Frame:** 19 mm. **Plinth:** 157 mm.

Mounting strip is included in all wall mounted products.

NCS refers to product lacquered in one optional NCS colour.

# CombiLine

## Magazine shelf Expo

Expo has display surfaces in powder-coated steel for exposure of journals, books and reference materials. Plenty of storage space behind the display surfaces. You choose which colour you want on your display surfaces: white or black. Mounting strip included with all wall modules. Expo is available in standard white or lacquered in any NCS colour. Our standard widths are 310 mm, 605 mm and 900 mm.

V = White shelves

S = Black shelves

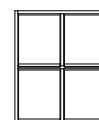
Specifications →



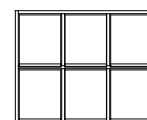
### CombiLine Magazine shelf Expo, Wall

Height 723 mm, Depth 370 mm

Name	White	NCS	Beech	Birch	Oak
EXPO 60/4V	841332V	849332VL	843332V	845332V	847332V
EXPO 60/4S	841332S	849332SL	843332S	845332S	847332S
EXPO 90/6V	841333V	849333VL	843333V	845333V	847333V
EXPO 90/6S	841333S	849333SL	843333S	845333S	847333S



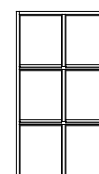
**EXPO 60/4**  
605x723x370




**EXPO 90/6**  
900x723x370

Height 1075 mm, Depth 370 mm

Name	White	NCS	Beech	Birch	Oak
EXPO 60/6V	841342V	849342VL	843342V	845342V	847342V
EXPO 60/6S	841342S	849342SL	843342S	845342S	847342S
EXPO 90/9V	841343V	849343VL	843343V	845343V	847343V
EXPO 90/9S	841343S	849343SL	843343S	845343S	847343S



**EXPO 60/6**  
605x1075x370



**EXPO 90/9**  
900x1075x370

### CombiLine Magazine shelf Expo, Floor

Height 1584 mm, Depth 370 mm


Name	White	NCS	Beech	Birch	Oak
EXPO 30/4V	841321V	849321VL	843321V	845321V	847321V
EXPO 30/4S	841321S	849321SL	843321S	845321S	847321S
EXPO 60/8V	841322V	849322VL	843322V	845322V	847322V
EXPO 60/8S	841322S	849322SL	843322S	845322S	847322S
EXPO 90/12V	841323V	849323VL	843323V	845323V	847323V
EXPO 90/12S	841323S	849323SL	843323S	845323S	847323S



**EXPO 30/4**  
310x1584x370



**EXPO 60/8**  
605x1584x370



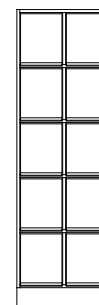
**EXPO 90/12**  
900x1584x370

Height 1936 mm, Depth 370 mm


Name	White	NCS	Beech	Birch	Oak
EXPO 30/5V	841311V	849311VL	843311V	845311V	847311V
EXPO 30/5S	841311S	849311SL	843311S	845311S	847311S
EXPO 60/10V	841312V	849312VL	843312V	845312V	847312V
EXPO 60/10S	841312S	849312SL	843312S	845312S	847312S
EXPO 90/15V	841313V	849313VL	843313V	845313V	847313V
EXPO 90/15S	841313S	849313SL	843313S	845313S	847313S



**EXPO 30/5**  
310x1936x370



**EXPO 60/10**  
605x1936x370



**EXPO 90/15**  
900x1936x370

\* Price via quote. Contact TreCe for more information.

**Dimensions:** Width x Height x Depth (height incl. plinth). **Frame:** 19 mm. **Plinth:** 157 mm.  
 Mounting strip is included in all wall mounted products.  
 NCS refers to product lacquered in one optional NCS colour.

# CombiLine

## Combi shelf

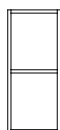
The Combi shelf, an adaptable storage unit. Build freely from floor to ceiling. Utilise the wall surface with a wall mounted combi shelf and create a unique module by freely combining together with optional accessories. The Combi shelf is available in standard white or lacquered in any NCS colour. Worktops for the lower models are also available as a supplement. Accessories such as legs, wheels and doors can be found on pages 162–163. Work tops for the lower modules can be found on page 135.




Add a worktop to low modules for a more integrated look.

Specifications →

### CombiLine Combi shelf Wall



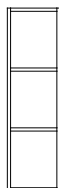
**KBV30/2**  
310x723x370




**KBV60/2**  
605x723x370



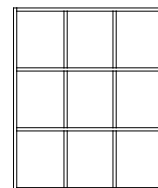
**KBV90/2**  
900x723x370



**KBV30/3**  
310x1075x370



**KBV60/3**  
605x1075x370



**KBV90/3**  
900x1075x370

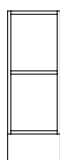
#### Height 723 mm, Depth 370 mm

Name	White	NCS	Beech	Birch	Oak
KBV30/2	831615	839615L	833615	835615	837615
KBV60/2	831625	839625L	833625	835625	837625
KBV90/2	831635	839635L	833635	835635	837635


#### Height 1075 mm, Depth 370 mm

Name	White	NCS	Beech	Birch	Oak
KBV30/3	831616	839616L	833616	835616	837616
KBV60/3	831626	839626L	833626	835626	837626
KBV90/3	831636	839636L	833636	835636	837636

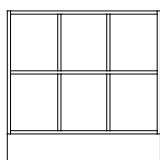
### CombiLine Combi shelf Floor



**KBH30/2**  
310x880x370



**KBH60/2**  
605x880x370




**KBH90/2**  
900x880x370



**KBH30/3**  
310x1232x370



**KBH60/3**  
605x1232x370



**KBH90/3**  
900x1232x370

#### Height 880 mm, Depth 370 mm

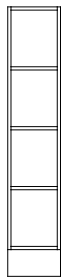
Name	White	NCS	Beech	Birch	Oak
KBH30/2	831611	839611L	833611	835611	837611
KBH60/2	831621	839621L	833621	835621	837621
KBH90/2	831631	839631L	833631	835631	837631

#### Height 1232 mm, Depth 370 mm


Name	White	NCS	Beech	Birch	Oak
KBH30/3	831612	839612L	833612	835612	837612
KBH60/3	831622	839622L	833622	835622	837622
KBH90/3	831632	839632L	833632	835632	837632

**Dimensions:** Width x Height x Depth (height incl. plinth). **Frame:** 19 mm. **Plinth:** 157 mm.  
NCS refers to product lacquered in one optional NCS colour.


## CombiLine Combi shelf Floor



**KBH30/4**  
310x1584x370



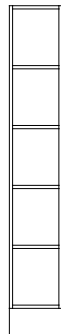
**KBH60/4**  
605x1584x370




**KBH90/4**  
900x1584x370

Height 1584 mm, Depth 370 mm


Name	White	NCS	Beech	Birch	Oak
KBH30/4	831613	839613L	833613	835613	837613
KBH60/4	831623	839623L	833623	835623	837623
KBH90/4	831633	839633L	833633	835633	837633



**KBH30/5**  
310x1936x370



**KBH60/5**  
605x1936x370



**KBH90/5**  
900x1936x370

Height 1936 mm, Depth 370 mm

Name	White	NCS	Beech	Birch	Oak
KBH30/5	831614	839614L	833614	835614	837614
KBH60/5	831624	839624L	833624	835624	837624
KBH90/5	831634	839634L	833634	835634	837634



## Worktops High pressure laminate, Formica Collection Colours and Woods



White  
(F1040)



Beech  
(F2726)



Birch  
(F7555)



Oak  
(R20095)



Ash  
(F1004)




Light grey  
(F7927)



Grey  
(F7912)



Anthracite  
(F2297)




Black  
(F2253)



Olive  
(F5343)

Name	Colour	Art no.
Laminate - 390 mm depth	White F1040	821003
Laminate - 390 mm depth	Beech F2726	822003
Laminate - 390 mm depth	Birch F7555	824103
Laminate - 390 mm depth	Oak F7603	826003
Laminate - 390 mm depth	Ash F1004	828073
Laminate - 390 mm depth	Light grey F7927	828013
Laminate - 390 mm depth	Grey F7912	828003
Laminate - 390 mm depth	Anthracite F2297	828033
Laminate - 390 mm depth	Black F2253	828023

## Worktops MFC laminate



White  
(6459BS)



Light grey  
(U12188)



Anthracite  
(U12011)

Name	Colour	Art no.
Worktop - 390 mm depth	White 6459BS	829003
Worktop - 390 mm depth	Light grey U12188	829103
Worktop - 390 mm depth	Anthracite U12011	829203

## Worktops Veneer



Beech Veneer



Birch Veneer



Oak Veneer

Name	Colour	Art no.
Veneer - 390 mm depth	Beech	823003
Veneer - 390 mm depth	Birch	825003
Veneer - 390 mm depth	Oak	827003

**Dimensions:** Width x Height x Depth. **Frame:** 19 mm. **Front:** 16 mm.

Mounting strip is included in all wall mounted products.

NCS refers to product lacquered in one optional NCS colour.

# CombiLine


## Wall shelving/cupboards

Open modules are easily supplemented with doors, dividers or mail shelves. Available in standard white or lacquered in any NCS colour. Mounting strip included all wall modules.

Standard heights: 371 mm, 723 mm and 1075 mm.

Note! Write on your order if the handles are to be placed at the bottom or top of the cabinets.

Specifications →



### CombiLine Wall shelving/cupboards



**VH30/1**  
310x371x370



**VH60/1**  
605x371x370



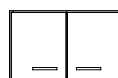
**VH80/1**  
800x371x370



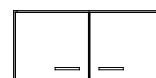
**VH90/1**  
900x371x370



**VS30/1**  
310x371x370



**VS60/1**  
605x371x370

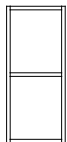


**VS80/1**  
800x371x370


Height 371 mm, Depth 370 mm

Name	White	NCS	Beech	Birch	Oak
VH30/1	831322	839322L	833322	835322	837322
VH60/1	831313	839313L	833313	835313	837313
VH80/1	831331	839331L	833331	835331	837331
VH90/1	831314	839314L	833314	835314	837314

Name	White	NCS	Beech	Birch	Oak
VS30/1	831422	839422L	833422	835422	837422
VS60/1	831413	839413L	833413	835413	837413
VS80/1	831433	839433L	833433	835433	837433




**VH30/2**  
310x723x370



**VH60/2**  
605x723x370



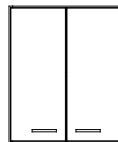
**VH80/2**  
800x723x370



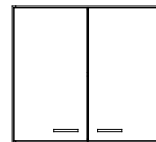
**VH90/2**  
900x723x370



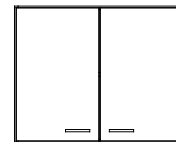
**VS30/2**  
310x723x370



**VS60/2**  
605x723x370



**VS80/2**  
800x723x370



**VS90/2**  
900x723x370

Height 723 mm, Depth 370 mm

Name	White	NCS	Beech	Birch	Oak
VH30/2	831321	839321L	833321	835321	837321
VH60/2	831311	839311L	833311	835311	837311
VH80/2	831332	839332L	833332	835332	837332
VH90/2	831312	839312L	833312	835312	837312

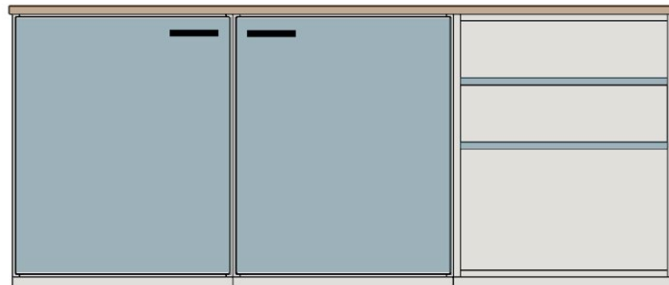
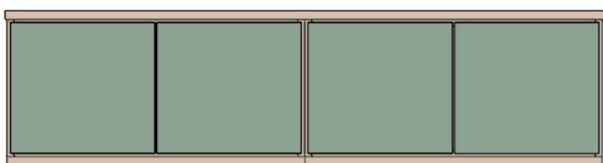
Name	White	NCS	Beech	Birch	Oak
VS30/2	831421	839421L	833421	835421	837421
VS60/2	831411	839411L	833411	835411	837411
VS80/2	831432	839432L	833432	835432	837432
VS90/2	831412	839412L	833412	835412	837412




**Dimensions:** Width x Height x Depth. **Frame:** 19 mm. **Front:** 16 mm.

Mounting strip is included in all wall mounted products.

NCS refers to product lacquered in one optional NCS colour.



### CombiLine Wall shelving/cupboards

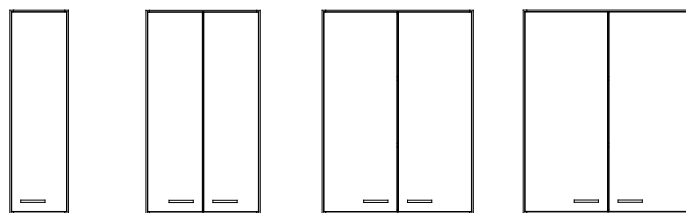


**VH30/3**  
310x1075x370

**VH60/3**  
605x1075x370

**VH80/3**  
800x1075x370

**VH90/3**  
900x1075x370



**VS30/3**  
310x1075x370

**VS60/3**  
605x1075x370

**VS80/3**  
800x1075x370

**VS90/3**  
900x1075x370

Height 1075 mm, Depth 370 mm

Name	White	NCS	Beech	Birch	Oak
VH30/3	831323	839323L	833323	835323	837323
VH60/3	831315	839315L	833315	835315	837315
VH80/3	831333	839333L	833333	835333	837333
VH90/3	831316	839316L	833316	835316	837316

Name	White	NCS	Beech	Birch	Oak
VS30/3	831423	839423L	833423	835423	837423
VS60/3	831415	839415L	833415	835415	837415
VS80/3	831434	839434L	833434	835434	837434
VS90/3	831417	839417L	833417	835417	837417

**Dimensions:** Width x Height x Depth (height incl. plinth). **Frame:** 19 mm. **Front:** 16 mm. **Plinth:** 157 mm.  
NCS refers to product lacquered in one optional NCS colour.

# CombiLine Cabinet

Space efficient cabinets that utilise all the office space. Create your own combination. Choose between different modules, open, with doors or with drawers. Stainless steel handles included as standard.

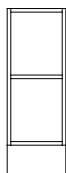
Available in two different standard heights 880 and 1057 mm. Module in width 605 mm is also available with single door. Contact TreCe for article number. Available in standard white or lacquered in any NCS colour.

Specifications →



Combination of 4 cabinets with width 605 mm, black worktop (F2253) with black liping strip and black grip handles (40 mm).

## CombiLine Cabinet



**DÖ30**  
310x880x570



**DS30**  
310x880x570



**DL30/4L 100%**  
310x880x570



**HDÖ30**  
310x1057x570



**HDS30**  
310x1057x570




**HDL30/4L 100%**  
310x1057x570

### Width 310 mm, Height 880 mm, Depth 570 mm

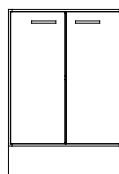
Benämning	Vit	NCS	Bok	Björk	Ek
DÖ30	821612	829612L	823612	825612	827612
DS30	821613	829613L	823613	825613	827613
DL30/4L 100%	821610	829610L	823610	825610	827610

### Width 310 mm, Height 1057 mm, Depth 570 mm

Benämning	Vit	NCS	Bok	Björk	Ek
HDÖ30	821632	829632L	823632	825632	827632
HDS30	821633	829633L	823633	825633	827633
HDL30/4L 100%	821634	829634L	823634	825634	827634



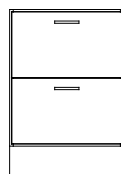
**DÖ60**  
605x880x570



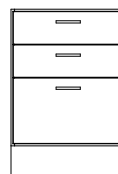
**DS60**  
605x880x570



**DL60/4L 100%**  
605x880x570



**DL60/2L 100%**  
605x880x570



**DL60/3L 100%**  
605x880x570

### Width 605 mm, Height 880 mm, Depth 570 mm

Benämning	Vit	NCS	Bok	Björk	Ek
DÖ60	821712	829712L	823712	825712	827712
DS60	821713	829713L	823713	825713	827713
DL60/4L 100%	821710	829710L	823710	825710	827710

### Width 605 mm, Height 880 mm, Depth 570 mm

Benämning	Vit	NCS	Bok	Björk	Ek
DL60/2L 100%	821814	829814L	823814	825814	827814
DL60/3L 100%	821815	829815L	823815	825815	827815

**Dimensions:** Width x Height x Depth (height incl. plinth). **Frame:** 19 mm. **Front:** 16 mm. **Plinth:** 157 mm.  
NCS refers to product lacquered in one optional NCS colour.



Drawer holds 65 kg with 100% expansion.

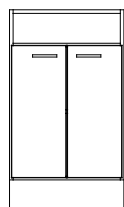


Folder drawer 2xA4.



Drawer inserts.

## CombiLine Cabinet



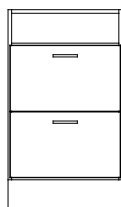
**HDS60**  
605x1057x570



**HDÖ60**  
605x1057x570



**HDL60/4L 100%**  
605x1057x570



**HDL60/2L 100%**  
605x1057x570

Low drawers with 100% extraction have a maximum load capacity of 35 kg.


High drawers with 100% extraction have a maximum load capacity of 65 kg.

Width 605 mm, Height 1057 mm, Depth 570 mm

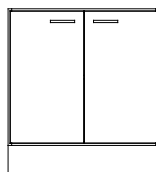
Benämning	Vit	NCS	Bok	Björk	Ek
HDÖ60	821732	829732L	823732	825732	827732
HDS60	821733	829733L	823733	825733	827733
HDL60/4L 100%	821735	829735L	823735	825735	827735
HDL60/2L 100%	821834	829834L	823834	825834	827834

Stainless steel handles as standard. If you would like black or white handles, please note this on your order.

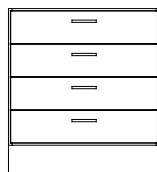
Legs, wheels and drawers can be found on pages 164-166. Worktops on page 162-163.



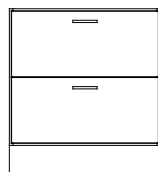
**DÖ80**  
800x880x570



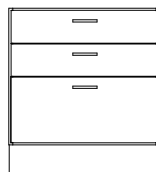
**DS80**  
800x880x570




**DL80/4L 100%**  
800x880x570



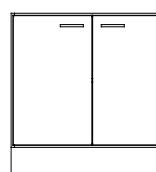
**DL80/2L 100%**  
800x880x570



**DL80/3L 100%**  
800x880x570



**DÖ90**  
900x880x570



**DS90**  
900x880x570

Width 800 mm, Height 880 mm, Depth 570 mm


Benämning	Vit	NCS	Bok	Björk	Ek
DÖ80	821512	829512L	823512	825512	827512
DS80	821513	829513L	823513	825513	827513
DL80/4L 100%	821510	829510L	823710	825710	827710

Width 800 mm, Height 880 mm, Depth 570 mm

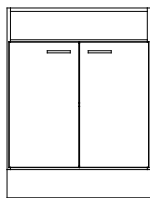
Benämning	Vit	NCS	Bok	Björk	Ek
DL80/2L 100%	821615	829615L	823615	825615	827615
DL80/3L 100%	821517	829517L	823517	825517	827517
DÖ90	821811	829811L	823811	825811	827811
DS90	821812	829812L	823812	825812	827812

**Dimensions:** Width x Height x Depth (height incl. plinth). **Frame:** 19 mm. **Front:** 16 mm. **Plinth:** 157 mm.  
NCS refers to product lacquered in one optional NCS colour.


## CombiLine Cabinet



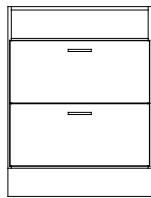
**HDÖ80**  
800x1057x570



**HDS80**  
800x1057x570



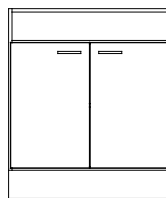
**HDL80/4L 100%**  
800x1057x570



**HDL80/2L 100%**  
800x1057x570  
Max 65 kg/drawer



**HDÖ90**  
900x1057x570



**HDS90**  
900x1057x570

Low drawers with 100% extraction have a maximum load capacity of 35 kg.

High drawers with 100% extraction have a maximum load capacity of 65 kg.

### Width 800 mm, Height 1057 mm, Depth 570 mm

Benämning	Vit	NCS	Bok	Björk	Ek
HDÖ80	821532	829532L	823532	825532	827532
HDS80	821533	829533L	823533	825533	827533
HDL80/4L 100%	821537	829537L	823537	825537	827537
HDL80/2L 100%	821534	829534L	823534	825534	827534

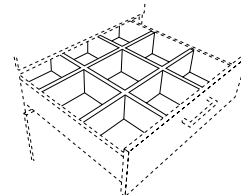
### Width 900 mm, Height 1057 mm, Depth 570 mm

Benämning	Vit	NCS	Bok	Björk	Ek
HDÖ90	821831	829831L	823831	825831	827831
HDS90	821832	829832L	823832	825832	827832

## Accessories

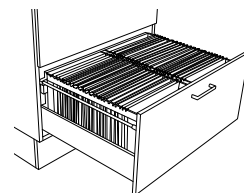
### Insert for drawer, white

Name	Fits	Max load	Extension	Size/comp.	Art no.
Insert width 605, 100%, 9 compartments	600 mm	35 kg	100%	162x162	821012
Insert width 800, 100%, 9 compartments	800 mm	35 kg	100%	164x226	821014



### Folder drawer, Depth 570 mm, 100 % expansion, max 65 kg

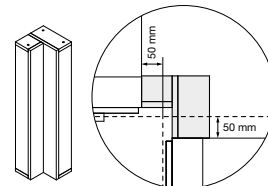
Name	White	NCS	Beech	Birch	Oak
Folder drawer ML60/570, 1xA4, 100%	831727	839727L	833727	835727	837727
Folder drawer ML80/570, 2xA4	831729	839729L	833729	835729	837729
Folder drawer Folio MLF60/570, 100%	831827	839827L	833827	835827	837827



### Corner module, 100x880x100 mm

Name	White	NCS	Beech	Birch	Oak
Corner module	821010	829010L	823010	825010	827010

When the corner module is used – extend both worktops with 50 mm. Corner module is aligned with plinth.



\* Price via quote. Contact TreCe for more information.

**Dimensions:** Width x Height x Depth (height incl. plinth). **Frame:** 19 mm. **Front:** 16 mm. **Plinth:** 157 mm.  
NCS refers to product lacquered in one optional NCS colour.

# CombiLine


## Printer cabinet

Printer cabinet in an ergonomic height which can easily be combined with other storage furniture in the CombiLine series. Choose between different modules, open, with doors or with drawers. Stainless steel handles included as standard. Standard height: 704 mm.

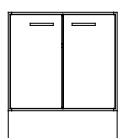


Specifications →

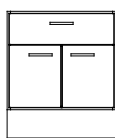
### CombiLine Printer cabinet



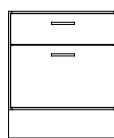
**SDÖ60**  
605x704x570



**SDS60**  
605x704x570



**SD60/1L 100%**  
605x704x570



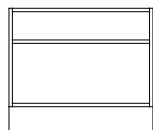
**SD60/2L 100%**  
605x704x570



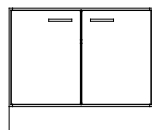
**SD60/3L 100%**  
605x704x570

Width 605 mm, Height 704 mm, Depth 570 mm

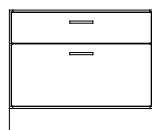
Name	White	NCS	Beech	Birch	Oak
SDÖ60	821722	829722L	823722	825722	827722
SDS60	821724	829724L	823724	825724	827724
SD60/1L 100%	821727	829727L	823727	825727	827727
SD60/2L 100%	821825	829825L	823825	825825	827825
SD60/3L 100%	821726	829726L	823726	825726	827726



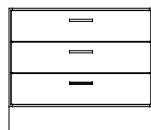
**SDÖ80**  
800x704x570



**SDS80**  
800x704x570




**SD80/2L 100%**  
800x704x570



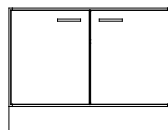
**SD80/3L 100%**  
800x704x570

Width 800 mm, Height 704 mm, Depth 570 mm

Name	White	NCS	Beech	Birch	Oak
SDÖ80	821522	829522L	823522	825522	827522
SDS80	821524	829524L	823524	825524	827524
SD80/2L 100%	821626	829626L	823626	825626	827626
SD80/3L 100%	821527	829527L	823527	825727	827527



**SDÖ90**  
900x704x570



**SDS90**  
900x704x570

Width 900 mm, Height 704 mm, Depth 570 mm

Name	White	NCS	Beech	Birch	Oak
SDÖ90	821822	829822L	823822	825822	827822
SDS90	821824	829824L	823824	825824	827824

Low drawers with 100% extraction have a maximum load capacity of 35 kg.

High drawers with 100% extraction have a maximum load capacity of 65 kg.



Legs, wheels and drawers can be found on pages 164-166. Worktops on page 162-163.

**Dimensions:** Width x Height x Depth (height incl. plinth). **Frame:** 19 mm. **Front:** 16 mm. **Leg stand:** Height 300 mm. NCS refers to product lacquered in one optional NCS colour.

# CombiLine

## Work station

Flexible working station with great varieties and storage from both sides where one side has drawers that can withstand up to a 65 kg load with full extension and soft closing. Standing on a white powder coated sturdy steel frame. Frame and fronts in white or lacquered in any NCS colour. Worktops in white or anthracite high pressure laminate.

Stainless steel handles as standard. The working station is available in two widths, 1680 and 2480 mm.

Specifications →

### CombiLine Work station

#### Width 1680 mm, Height 1046 mm, Depth 1180 mm (2 + 2 pairs of doors)

Name	Material/colour	Art no.
Work station 80x4, doors/doors	Frame + front white, work top F1040	820310
Work station 80x4, doors/doors	Frame + front white, work top F2297	820311
Work station 80x4, doors/doors	Frame + front NCS, work top F1040	820312

#### Width 2480 mm, Height 1046 mm, Depth 1180 mm (3 + 3 pairs of doors)

Name	Material/colour	Art no.
Work station 80x6, doors/doors	Frame + front white, work top F1040	820313
Work station 80x6, doors/doors	Frame + front white, work top F2297	820314
Work station 80x6, doors/doors	Frame + front NCS, work top F1040	820315

#### Width 1680 mm, Height 1046 mm, Depth 1180 mm (2 pairs of doors + 4 drawers)

Name	Material/colour	Art no.
Work station 80x4, doors/drawers	Frame + front white, work top F1040	820200
Work station 80x4, doors/drawers	Frame + front white, work top F2297	820201
Work station 80x4, doors/drawers	Frame + front NCS, work top F1040	820202

#### Width 2480 mm, Height 1046 mm, Depth 1180 mm (3 pairs of doors + 6 drawers)

Name	Material/colour	Art no.
Work station 80x6, doors/drawers	Frame + front white, work top F1040	820203
Work station 80x6, doors/drawers	Frame + front white, work top F2297	820204
Work station 80x6, doors/drawers	Frame + front NCS, work top F1040	820205



Work station 80x6 doors/drawers, front view (above) and rear view (below) (Art. no. 820204).



Work station 80x4 doors/drawers, front view (above) and rear view (below) (Art. no. 820201).

**Dimensions:** Width x Height x Depth (height incl. plinth). **Frame:** 19 mm. **Front:** 16 mm. **Plinth:** 157 mm.  
NCS refers to product lacquered in one optional NCS colour.

# CombiLine

## Copy stations

Ready combined stations consisting of wall cupboards, mail shelves and cabinets. Frames and fronts in standard white, worktops in anthracite high pressure laminate. Stainless steel handles as standard. All drawers are with soft closing and can hold up to 35 kg. Drawers that can hold up to 65 kg are available upon request.

Worktops longer than 2440 mm are delivered in two parts. Worktops longer than 2440 mm in one piece are available at an additional cost.

Specifications →

### Copy station – Ready combinations

Name	Size	Art no.
Copy station 1	2800x903x600	820405
Copy station 2	2380x903x600	820406
Copy station 3	1420x903x600	820407
Copy station 4	1220x903x600	820408



**Copy station 1.** Ready combination, consisting of cabinets, wall cupboards and mail shelves. Length 2800 mm.



**Copy station 2.** Ready combination consisting of cabinets, wall cupboards, mail shelves and recycling unit. Length 2380 mm. Recycling container not incl., available as an accessory.



**Copy station 3.** Ready combination consisting of cabinets and wall cupboards. Length 1420 mm. Complete the station with a recycling unit, see page 122.



**Copy station 4.** Ready combination consisting of cabinets, wall cupboards and mail shelves. Length 1220 mm.

**Dimensions:** Width x Height x Depth. **Frame:** 19 mm. **Front:** 16 mm.

**Mail shelf:** Acrylic. **Plinth height:** 157 mm.

Mail shelves are mounted c/c 96 mm as standard. Mounting strip is included in all wall mounted products.

NCS refers to product lacquered in one optional NCS colour.

# CombiLine

## Mail sorting

Complete module series for handling mail. Adjustable as needed — in height or width, on the floor or wall. Mail sorting can be supplemented with more mail shelves. Mail slots with reach-through capability makes it possible to manage mail from both sides.

Available in standard white or lacquered in any NCS colour. Mounting strip included with all wall modules.

Specifications →



Pull-out shelves are incl. in most of our floor standing mail sorting units. This helps promote ergonomic working conditions.

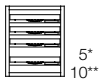


The sliding mail shelves have integrated label holders.



Two HPS2/22 side by side.

### CombiLine Mail sorting cabinet & wall, sliding acrylic shelves



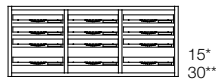
5\*  
10\*\*

**L1/4**  
310x371x370



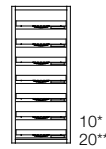
10\*  
20\*\*

**L2/8**  
605x371x370



15\*  
30\*\*

**L3/12**  
900x371x370



10\*  
20\*\*

**H1/7**  
310x723x370



20\*  
40\*\*

**H2/14**  
605x723x370



30\*  
60\*\*

**H3/21**  
900x723x370

\* Number of shelves when mounting c/c 64 mm.

\*\* Number of shelves when mounting c/c 32 mm.

#### Height 371 mm, Depth 370 mm

Name	White	NCS	Beech	Birch	Oak
L1/4	851115	859115L	853115	855115	857115
L2/8	851111	859111L	853111	855111	857111
L3/12	851112	859112L	853112	855112	857112

#### Height 723 mm, Depth 370 mm

Name	White	NCS	Beech	Birch	Oak
H1/7	851116	859116L	853116	855116	857116
H2/14	851113	859113L	853113	855113	857113
H3/21	851114	859114L	853114	855114	857114

### CombiLine Mail sorting – reach-through sliding acrylic shelves

Höjd 371 mm, Djup 370 mm

Name	White	NCS	Beech	Birch	Oak
L1/4 reach through/acrylic	851115G	859115GL	853115G	855115G	857115G
L2/8 reach through/acrylic	851111G	859111GL	853111G	855111G	857111G
L3/12 reach through/acrylic	851112G	859112GL	853112G	855112G	857112G

#### Height 723 mm, Depth 370 mm

Name	White	NCS	Beech	Birch	Oak
H1/7 reach through/acrylic	851116G	859116GL	853116G	855116G	857116G
H2/14 reach through/acrylic	851113G	859113GL	853113G	855113G	857113G
H3/21 reach through/acrylic	851114G	859114GL	853114G	855114G	857114G

\* Price via quote. Contact TreCe for more information.



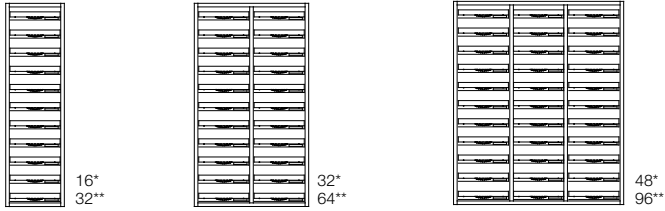
**Dimensions:** Width x Height x Depth. **Frame:** 19 mm. **Front:** 16 mm.

**Mail shelf:** Acrylic. **Plinth height:** 157 mm.

Mail shelves are mounted c/c 96 mm as standard. Mounting strip is included in all wall mounted products.

NCS refers to product lacquered in one optional NCS colour.

### CombiLine Mail sorting Wall, sliding acrylic shelves



**EH1/11**  
310x1075x370

**EH2/22**  
605x1075x370

**EH3/33**  
900x1075x370


\* Number of shelves when mounting c/c 64 mm.

\*\* Number of shelves when mounting c/c 32 mm.

#### Height 1075 mm, Depth 370 mm (Sliding acrylic shelves)

Name	White	NCS	Beech	Birch	Oak
EH1/11	851123	859123L	853123	855123	857123
EH2/22	851121	859121L	853121	855121	857121
EH3/33	851122	859122L	853122	855122	857122

### CombiLine Mail sorting Wall, doors in steel



**PL1/8**  
310x1075x370

**PL2/16**  
605x1075x370

**PL3/24**  
900x1075x370

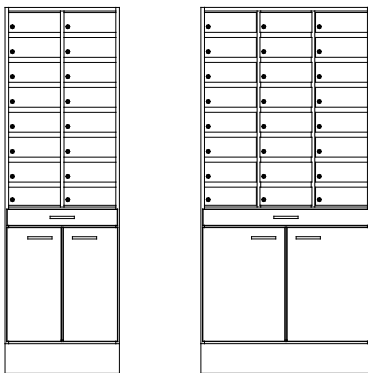
#### Height 1075 mm, Depth 370 mm (Shelves in same material as frame)

Name	White	NCS	Beech	Birch	Oak
PL1/8	851511	859511L	853511	855511	857511
PL2/16	851521	859521L	853521	855521	857521
PL3/24	851531	859531L	853531	855531	857531

### CombiLine Mail sorting – reach-through Sliding acrylic shelves

Name	White	NCS	Beech	Birch	Oak
EH1/11 reach through/acrylic	851123G	859123GL	853123G	855123G	857123G
EH2/22 reach through/acrylic	851121G	859121GL	853121G	855121G	857121G
EH3/33 reach through/acrylic	851122G	859122GL	853122G	855122G	857122G

### CombiLine Mail sorting Floor, doors in steel



**HPL2/16**  
605x1936x370

**HPL3/24**  
900x1936x370

Mail doors in white lacquered steel. Incl. locks with two keys.

#### Height 1936 mm, Depth 370 mm (Shelves in same material as frame)

Name	White	NCS	Beech	Birch	Oak
HPL2/16	851541	859541L	853541	855541	857541
HPL3/24	851551	859551L	853551	855551	857551

Mail sorting floor is available with a reach through function.

Contact TreCe for more information.

### Accessories

Name	Art no.
Master key	840913
Mail shelf, acrylic, incl. mounting strips	810919

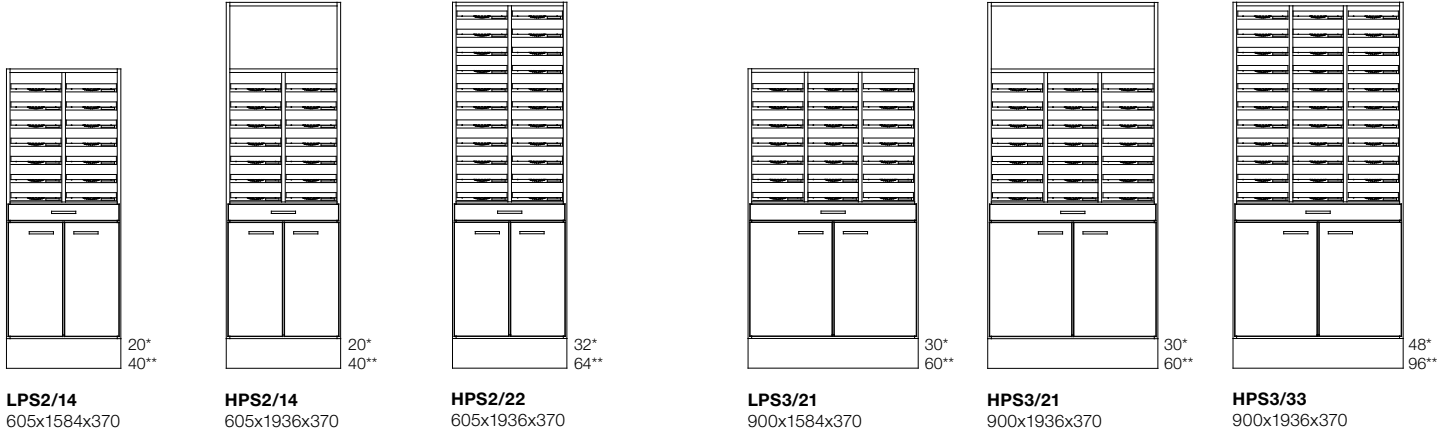
**Dimensions:** Width x Height x Depth. **Frame:** 19 mm. **Front:** 16 mm.

**Mail shelf:** Acrylic. **Plinth height:** 157 mm.

Mail shelves are mounted c/c 96 mm as standard. Mounting strip is included in all wall mounted products.

NCS refers to product lacquered in one optional NCS colour.

## CombiLine Mail sorting Floor, sliding acrylic shelves



\* Number of shelves when mounting c/c 64 mm.

\*\* Number of shelves when mounting c/c 32 mm.

### Height 1584 mm, Depth 370 mm

Name	White	NCS	Beech	Birch	Oak
LPS2/14	851224	859224L	853224	855224	857224

### Height 1936 mm, Depth 370 mm

Name	White	NCS	Beech	Birch	Oak
HPS2/14	851214	859214L	853214	855214	857214
HPS2/22	851216	859216L	853216	855216	857216

Mail sorting floor is available with a reach through function.  
Contact TreCe for more information.

\* Price via quote. Contact TreCe for more information.

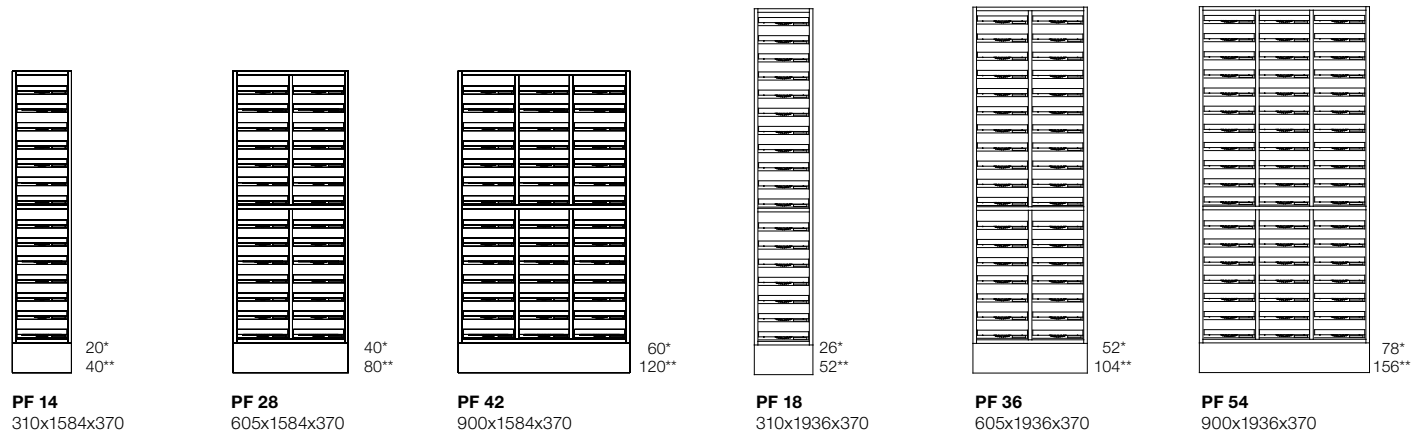
### Height 1584 mm, Depth 370 mm

Name	White	NCS	Beech	Birch	Oak
LPS3/21	851324	859324L	853324	855324	857324

### Height 1936 mm, Depth 370 mm

Name	White	NCS	Beech	Birch	Oak
HPS3/21	851314	859314L	853314	855314	857314
HPS3/33	851316	859316L	853316	855316	857316

## CombiLine Mail sorting Floor, sliding acrylic shelves



\* Number of shelves when mounting c/c 64 mm.

\*\* Number of shelves when mounting c/c 32 mm.

### Height 1584 mm, Depth 370 mm

Name	White	NCS	Beech	Birch	Oak
PF14	851412	859412L	853412	855412	857412
PF28	851422	859422L	853422	855422	857422
PF42	851432	859432L	853432	855432	857432

### Height 1936 mm, Depth 370 mm

Name	White	NCS	Beech	Birch	Oak
PF18	851411	859411L	853411	855411	857411
PF36	851421	859421L	853421	855421	857421
PF54	851431	859431L	853431	855431	857431

**Dimensions:** Width x Height x Depth (height incl. plinth). **Frame:** 19 mm. **Front:** 16 mm.  
**Plinth:** 157 mm with adjustable legs.

# Mail

## Post storage

Space efficient mail unit for the new era of mail sorting. Mail is available in standard white with plinth and worktop in high pressure laminate, ash or anthracite. Mail holds space for hanging folders in folio format, mail-inlet for outgoing mail, a waste unit and a drawer for office items.

Specially designed symbols and a 60-litres container are included. Contact TreCe if you wish to combine your own module.

Specifications →



Storage suitable for envelopes, etc.



Drawer adapted to the Mail's plastic tray.



Drawers for hanging folders in folio format, 365x240 mm, c/c 390 mm. Folders are available as accessories.



Door with inlet, 60-litres container included.

### Mail Post storage

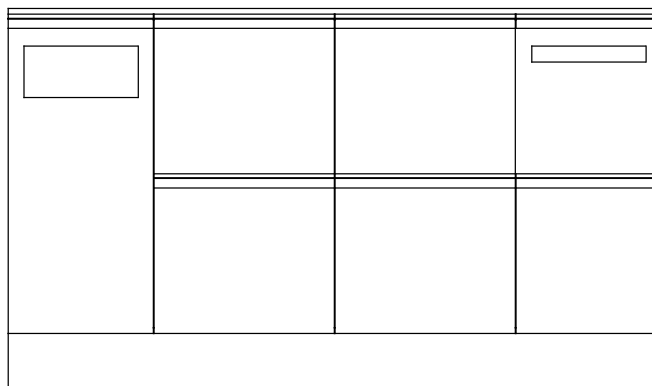
1840x1080x600

Name		Art no.
Mail white/grey	White with top+plinth in grey (F2297)	751010
Mail white/ash	White with top+plinth in ash (F1004)	751020

Contact TreCe if you would like a different combination of Mail.

### Accessories

Name		Art no.
Mail hanging folders	25 pcs, Esselte, format foolscap.	751090



**Dimensions:** Width x Height x Depth.

**Frame:** 19 mm. **Front:** 16 mm. **Plinth front:** 75 mm. **Plinth:** 157 mm.

# CombiLine

## Recycling station

Ready combined recycling stations that cover the entire waste sorting for both large and small offices.

Frames and doors in standard white and worktops in high pressure laminate, anthracite. Stainless steel handles are standard. Would you like black or white handles, note this in your order. All drawers with soft closing and full extension that can withstand loads up to 35 kilos. Complete with environmental symbols and suitable containers, see page 154.

Specifications →



**Recycling station 1.** Ready module (1020x1174x760 mm) with inlets. 350x350\* mm in the worktop. The station is adapted for 190 L recycling containers/cardboard cart and 19 + 10 litres recycling containers. Recycling containers and cardboard cart are not incl. Stainless steel handles are included as standard.

### Recycling station – ready combinations

Name	Size	Art no.
Recycling station 1	1020x1174x760	820500
Recycling station 2	1670x1174x760	820501
Recycling station 3	970x1174x600	820502
Recycling station 4	970x1174x600	820503



**Recycling station 2.** Ready module (1670x1174x760 mm) with inlets. 350x350\* mm in the worktop. The station is adapted for 190 L recycling containers/ cardboard cart and 19 + 10 litres recycling containers. Recycling containers and cardboard cart are not incl. Stainless steel handles are included as standard.



**Recycling station 3.** Ready module (970x1174x600 mm) with inlets 250x250\* mm in the worktop. The station is adapted for 140 L recycling containers/cardboard cart/bag holder and 19 + 10 L recycling containers. Containers, bag holders and cart are not incl. Stainless steel handles are included as standard.



**Recycling station 4.** Ready module (970x1174x600 mm) with inlets 250x250\* mm in the worktop. The station is adapted for 140 L recycling containers/cardboard cart and 10, 19 and 60 recycling containers. Recycling containers and trolley are not included. Stainless steel handles are included as standard.

**Dimensions:** Width x Height x Depth.

**Frame:** 19 mm. **Front:** 16 mm. **Plinth front:** 75 mm. **Plinth:** 157 mm.

NCS refers to product lacquered in one optional NCS colour.

# CombiLine

## Recycling unit

Recycling units consisting of several modules which can easily be combined to cover the companies entire recycling. We offer everything from small recycling units with small containers placed in drawers, to larger stations with 240-litres containers.

Containers are also available separately in sizes 10–240 litres. Larger environmental units are always equipped with an access ramp in stainless steel.

Specifications →

### CombiLine Recycling unit

Height 880 mm, Depth 370 mm

Name	White	NCS	Beech	Birch	Oak
MDL60/60L	821418	829418L	823418	825418	827418

Height 880/1057 mm, Depth 570 mm

Name	White	NCS	Beech	Birch	Oak
MD34	821416	829416L	823416	825416	827416
MD34/2L	821425	829425L	823425	825425	827425
MDL60/90L	821417	829417L	823417	825417	827417
MDH60/80L	821422	829422L	823422	825422	827422

60 litres + cart	60 litres	For drawer <sup>1</sup>	Bag holder 60–125 litres 90 litres + cart	Bag holder 60–125 litres 80 litres
<b>MDL60/60L</b> 605x880x370	<b>MD34</b> 345x880x570	<b>MD34/2L</b> 345x880x570	<b>MDL60/90L</b> 605x880x570	<b>MDH60/80L</b> 605x1057x570

For door – 60 litres For drawer <sup>1</sup>	For drawer <sup>1</sup>	Suitable for cardboard	140 litres Cardboard cart 80 Bag holder 125–160 litres	For door – 90 litres – 2 x 60 litres For drawer <sup>2</sup>	For door – 60 litres For drawer <sup>1</sup>	For drawer <sup>1</sup>	For drawer <sup>1</sup>	Suitable for cardboard	190 litres Cardboard cart 190 Bag holder 125–160 litres
<b>MDS34/1L</b> 345x1151x570	<b>MDS34/3L</b> 345x1151x570	<b>MDS34</b> 345x1151x570	<b>MD60</b> 605x1151x570	<b>MDS60/1L</b> 605x1151x570	<b>MDS60/3L</b> 605x1151x570	<b>MD34/1L</b> 345x1151x725	<b>MD34/3L</b> 345x1151x725	<b>MD34/W</b> 345x1151x725	<b>MD65</b> 650x1151x725

Height 1151 mm, Depth 570 mm

Name	White	NCS	Beech	Birch	Oak
MDS34/1L	821430	829430L	823430	825430	827430
MDS34/3L	821429	829429L	823429	825429	827429
MDS34	821431	829431L	823431	825431	827431
MD60	821428	829428L	823428	825428	827428
MDS60/1L	821433	829433L	823433	825433	827433
MDS60/3L	821434	829434L	823434	825434	827434

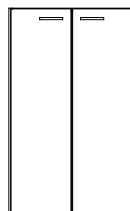
Height 1151 mm, Depth 790 mm

Name	White	NCS	Beech	Birch	Oak
MD70	821427	829427L	823427	825427	827427

Height 1151 mm, Depth 725 mm

Name	White	NCS	Beech	Birch	Oak
MD34/1L	821421	829421L	823421	825421	827421
MD34/3L	821423	829423L	823423	825423	827423
MD34/W	821432	829432L	823432	825432	827432
MD65	821424	829424L	823424	825424	827424

240 litres



**MD70**  
700x1151x790

Low drawers with 100% extraction have a maximum load capacity of 35 kg.

Order worktops, inlets, containers and lids for your recycling unit. Containers for drawers are available in several sizes, adapted for different fractions 153.

1.) For drawer any combination. 3 x 10 litres/drawer, 1 x 10 litres + 1 x 19 litres/drawer, 1 x 25 litres waste bag

2.) For drawer any combination. 2 x 10 litres + 2 x 19 litres, 2 x 25 litres waste bag

# CombiLine

## Containers/bag holder



Recycling station with cardboard cart and recycling container on wheels.



Recycling station with container 60 litres.



Container 2x19, 2x10 litres.



Waste bag 2x25 litres. Washable fabric with rubberized inside.



Lid for round inlet.



Container 90 litres + cart.



Waste bag 25 litres.



Bag holder, 60–125 litres.



Inlet with lacquered frame in steel, 250x250 mm.



Container 90 litres.



Container 3x10 litres.



Container 19+10 litres.



Inlet with lacquered frame in steel, 250x250 mm.

Dimensions: Width x Height x Depth.



Cardboard cart

Bag holder,  
60–125 litresBag holder,  
125–160 litres

240 litres



190 litres



140 litres



80 litres



90 litres



60 litres



Cart for 60 litres



Cart for 90 litres



47 litres

Waste bag  
25 litres

21 litres



19 litres



10 litres

## Cardboard cart/Bag holder/Containers

Name	Fits	Size	Art no.
Cardboard cart 80	MD60	480x990x480	820938
Cardboard cart 190	MD65	540x1035x620	820932
Bag holder, 60-125L	MDL60, MD60, MDH60	370x650/910x480	820949
Bag holder, 125-160L	MD60, MDH60, MD65	490x1000x460	820914
Container 240L	MD70	580x1070x731	820937
Container 190L	MD65	545x1000x690	820923
Container 140L	MD60	500x1042x543	820941
Container 80L	MDH60	446x962x536	820931
Container 90L*	MDS60/1L, DS60, MDL60	485x600x510	820926
Cart for 60L	Container 60 litres	455x150x225	820911
Cart for 90L	Container 90 litres	365x145x365	820915

Name	Fits	Size	Art no.
Container 60L	MD34, MDS34/1L, MD34/1L	280x580x555	820929
Container 47L	Drawer W605 mm	548x283x384	820910
Waste bag 25L	Drawer	250x230x430	820916
Container 21L	Drawer	265x275x375	820927
Container 19L	Drawer	230x283x330	820919
Container 10L	Drawer	255x283x165	820918

Name	Fits	Colour	Art no.
Stop for containers in recycling drawers. Railing with coupling bracket.			
Cross-railing	MD 34	White	820831
Cross-railing	MD 60	White	820832
Cross-railing	MD 80	White	820833

## Recycling symbols for worktops or fronts

Aluminium sign with black symbol, fitted with double-sided adhesive tape. For drawers there are containers in different sizes, adapted for different fractions.

Name	Size	Art no.	Colour
Symbol Paper	150x150	810951	Aluminium
Symbol Carton	150x150	810952	Aluminium
Symbol Waste	150x150	810953	Aluminium
Symbol Confidential	150x150	810954	Aluminium
Symbol Plastic	150x150	810955	Aluminium
Symbol Paper	75x75	810960	Aluminium
Symbol Waste	75x75	810961	Aluminium
Symbol Plastic	75x75	810962	Aluminium
Symbol Organic	75x75	810963	Aluminium
Symbol Clear glass	75x75	810964	Aluminium
Symbol Coloured Glass	75x75	810965	Aluminium
Symbol Electronics	75x75	810966	Aluminium
Symbol Batteries	75x75	810967	Aluminium
Symbol Low energy light bulbs	75x75	810968	Aluminium
Symbol Metal	75x75	810969	Aluminium
Symbol Bottles & Cans	75x75	810970	Aluminium
Symbol Paper cups	75x75	810971	Aluminium
Symbol Carton	75x75	810972	Aluminium
Symbol Confidential	75x75	810973	Aluminium

Recycling labelling sheet with symbols in white or black on a transparent background. Texts for symbols in English, Swedish or Norwegian. Easy to attach on wall, drawer front or door. Can also be put on container inside drawers.

Name	Number	Size	Art no.
Labelling sheet, recycling			
English, white text	21 pcs/sheet	66x75 mm	840965
English, black text	21 pcs/sheet	66x75 mm	840966
Labelling sheet, recycling			
Swedish, white text	21 pcs/sheet	66x75 mm	840961
Swedish, black text	21 pcs/sheet	66x75 mm	840962
Labelling sheet, recycling			
Norwegian, white text	18 pcs/sheet	66x75 mm	840963
Norwegian, black text	18 pcs/sheet	66x75 mm	840964



Contact TreCe if you want other symbols or text in other languages.



# CombiLine

## Inlet



250x250

350x350

Ø 250

Ø 110

Ø 400

340x40



Inlet with powder-coated frame, 250x250 mm.



Inlet with powder-coated frame, 250x250 mm.



Lid with knob for round inlets in lacquered steel.



Inlet and lid integrated/lowered in worktop.



Lid in compact laminate, (F2297).

### Inlet with powder coated steel frame

Name	Size	Colour	Art no.
Inlet round	Ø 110	White	820951
Inlet round	Ø 250	White	820953
Inlet round*	Ø 400	White	820955
Inlet round	Ø 110	Black	820952
Inlet round	Ø 250	Black	820954
Inlet round*	Ø 400	Black	820956
Inlet slim	340x40	White	820966
Inlet slim	340x40	Black	820967
Inlet square	250x250	White	820961
Inlet square*	350x350	White	820963
Inlet square	250x250	Black	820962
Inlet square*	350x350	Black	820964

\* Only fits cabinets with depth 725–790 mm.

### Lid with knob for round inlets in lacquered steel

Name	Size	Colour	Art no.
Lid	Ø 250	White	820957
Lid*	Ø 400	White	820958
Lid	Ø 250	Black	820959
Lid*	Ø 400	Black	820960

\* Lid with stainless knob, Ø 19 mm.

### Inlet and lid integrated/lowered in worktop

Name	Size	Material	Art no.
Inlet round	Ø 250	Stainless steel	820980
Lid inlet compact laminate	Ø 250	White (F1040)	820985
Lid inlet compact laminate	Ø 250	Anthracite (F2297)	820986

Dimensions: Width x Height x Depth.

# Soft

## Media unit

Storage unit in white pigmented ash veneer or white lacquered MDF. Both models have the same high quality on all sides and comes with robust legs in white pigmented solid ash. Made of carefully selected materials with low environmental impact where all the wood is traceable.

Available in versions of two, three and four storage units. All units are prepared for media storage, with outlets for cables and ventilation.



Soft has a small hidden drawer in the drawer for a plain outside and a functional inside. Distance between door and frame for ventilation.

### Soft Media unit, white pigmented ash veneer

Name	Size	Art no.
Soft 2x60, door/door	1246x466x497	502002
Soft 2x60, door/drawer	1246x466x497	502012
Soft 3x60, 2x doors/1x drawer	1851x466x497	503012
Soft 4x60, 3x doors/1x drawer	2456x466x497	504012

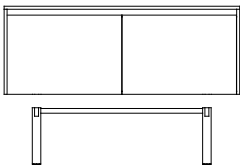
Please note the requested number of right and left-hung doors in your order.

### Soft Media unit, white lacquered MDF

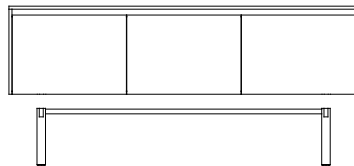
Name	Size	Art no.
Soft 2x60, door/door	1246x466x497	502001
Soft 2x60, door/drawer	1246x466x497	502011
Soft 3x60, 2x doors/1x drawer	1851x466x497	503011
Soft 4x60, 3x doors/1x drawer	2456x466x497	504011

Please note the requested number of right and left-hung doors in your order.

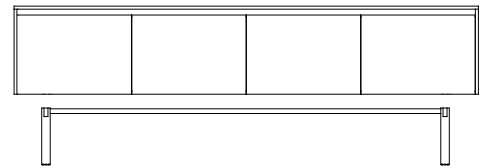
#### Soft 2x60 + Leg stand 2



#### Soft 3x60 + Leg stand 3



#### Soft 4x60 + Leg stand 4



### Soft leg stand, white pigmented solid ash

Name	Size	Art no.
Soft leg stand 2 solid ash	942x300x376	505002
Soft leg stand 3 solid ash	1547x300x376	505003
Soft leg stand 4 solid ash	2152x300x376	505004

**Dimensions:** Width x Height x Depth.

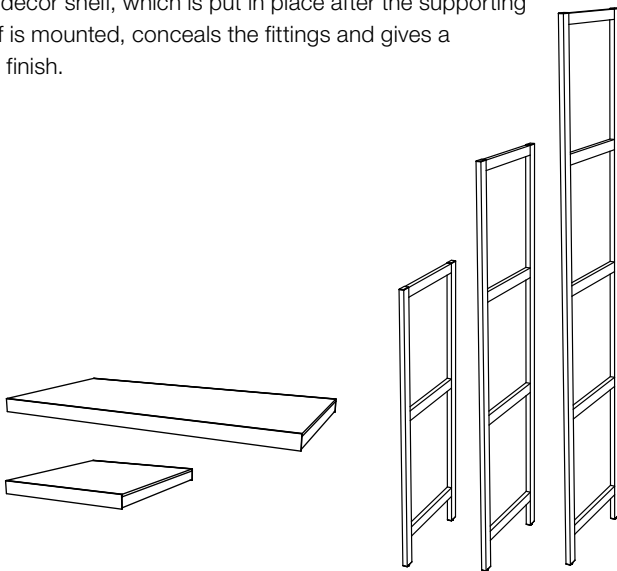
# Place Shelf

Place is available in two shelf widths (361 and 739 mm, excluding end gables) and three different heights (1003, 1433 and 1863 mm) that can be easily assembled and adapted as needed.

As a step in TreCe's continuous environmental work, Place is delivered in flat packages and can be mounted easily on site.

The gables are pre-assembled and the shelves mounted with cam lock screws from above.

The decor shelf, which is put in place after the supporting shelf is mounted, conceals the fittings and gives a neat finish.



## Place Outer gables, thickness 17 mm

Name	Size	Colour	Art no.
Place Outer gable 1003	395x1003	RAL 7016	401111
Place Outer gable 1433	395x1433	RAL 7016	401112
Place Outer gable 1863	395x1863	RAL 7016	401113

## Place Middle gables, thickness 17 mm

Name	Size	Colour	Art no.
Place Middle gables 1003	395x1003	RAL 7016	401121
Place Middle gables 1433	395x1433	RAL 7016	401122
Place Middle gables 1863	395x1863	RAL 7016	401123

## Place Converter gables, thickness 17 mm

Name	Size	Colour	Art no.
Place Converter 1433-1003	395x1433	RAL 7016	401131
Place Converter 1863-1003	395x1863	RAL 7016	401132
Place Converter 1863-1433	395x1863	RAL 7016	401133

## Place Supporting shelf, thickness 35 mm

Name	Size	Colour	Art no.
Place Supporting shelf 361	361x35x395	Ash	402111
Place Supporting shelf 739	739x35x395	Ash	402121

Supporting shelves in anthracite laminate 35 mm including decor shelf light ash.



# Wall mounted storage

Build your own wall mounted storage from shelves, rails and brackets.

## Wall mounted storage

Name	Depth	White	Beech	Birch	Oak
Laminate					
Shelf	300	911300	912300	914300	916300
Shelf	400	911400	912400	914400	916400
Shelf	500	911500	912500	914500	916500
Shelf	600	911600	912600	914600	916600
Veneer					
Shelf	300		913300	915300	917300
Shelf	400		913400	915400	917400
Shelf	500		913500	915500	917500
Shelf	600		913600	915600	917600


\* Price via quote. Contact TreCe for more information.




The maximum length of our shelves are 2400 mm without a joint. Remember to include mounting brackets when dividing a shelf.

## Accessories

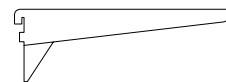
Name	Length	Art no.
Wall upright white	390	550101
	683	550102
	1009	550103
	1204	550104
	1595	550105
Suspension rail	1986	550106
	1010	550111
	1237	550112
	1501	550113
Suspension rail	1951	550114
	950	550121
	1220	550122
Bracket, white	1900	550123
	270	550131
	370	550132
	470	550133
Bracket reinforced	570	550136
Mounting bracket, 6-pcs/package		550141
Bracket screw for 10 brackets	270–370	550143
Bracket screw for 10 brackets	470–670	550144



Wall upright



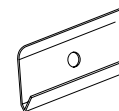
Wall upright to suspension rail



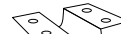
Bracket reinforced



Bracket



Suspension rail



Mounting bracket

## Angle bracket, white

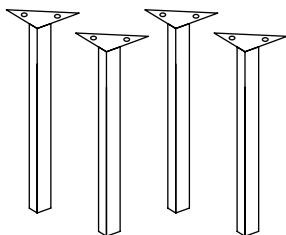
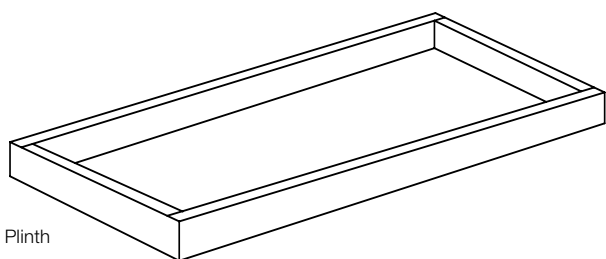
Name	Fits	Length	Art no.
Bracket reinforced with support	Depth 300–400	270	550134
Bracket reinforced with support	Depth 500–600	370	550135

Dimensions: Width x Height x Depth.

# Drawing cabinet

White laminated frame with white lacquered fronts with stainless steel handles. Drawers have rails with integrated hubs that make them easy to handle which makes the storage more functional and versatile.

If you would rather like black or white handles, please make a note on your order. Plinth/base, frame and top in white laminate. Drawer fronts in white lacquer NCS S 0500-N.



## Drawing cabinet, 5 drawers and top (Width x Height x Depth)

Name	Size	White
A1 top cabinet	991x366x684	411101
A1 under cabinet	991x366x684	411201
A1/A0 top cabinet	1345x366x684	411103
A1/A0 under cabinet	1345x366x684	411203
A0 top cabinet	1345x366x950	411102
A0 under cabinet	1345x366x950	411202

## Plinth

Name	Size	White
Plinth A1	Height 80	440201
Plinth A1/A0	Height 80	440203
Plinth A0	Height 80	440202

## Leg set

Name	Size	White
Leg set	Height 446	431101

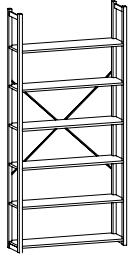
Legs in white lacquered steel, fit all models.

Dimensions: Width x Height x Depth

# Archive shelf

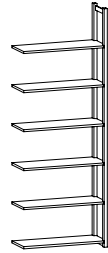
## Pine

Archive shelf in lacquered massive pine. Stable design that is easy to move and adjust.



**Complete shelf /start section incl:**

- 2 Open gables
- Shelves
- Cross brace
- Support bracket excl. top shelf.



**Add-on-section incl:**

- 1 Open gables
- Shelves
- Support bracket excl. top shelf.

Add cross brace, if needed.



Complete shelf /start section

Add-on-section

### Complete shelf/start section

Size/No. of shelves	Art no.
830x1830x300/5	251030
830x1830x400/5	251040
830x1830x500/4	251050
830x1830x600/4	251060
830x2180x300/6	251330
830x2180x400/6	251340
830x2180x500/5	251350
830x2180x600/5	251360

### Add-on sections

Size/No. of shelves	Art no.
800x1830x300/5	252030
800x1830x400/5	252040
800x1830x500/4	252050
800x1830x600/4	252060
800x2180x300/6	252330
800x2180x400/6	252340
800x2180x500/5	252350
800x2180x600/5	252360

### Shelves (Width x Depth) Max 100 kg/shelf

Name	Size	Art no.
Shelves pine	800x300	608030
Shelves pine	800x400	608040
Shelves pine	800x500	608050
Shelves pine	800x600	608060
Shelves pine	1000x300	610030
Shelves pine	1000x400	610040
Shelves pine	1000x500	610050
Shelves pine	1000x600	610060
Shelves pine	1200x300	612030
Shelves pine	1200x400	612040
Shelves pine	1200x500	612050
Shelves pine	1200x600	612060

1030x1830x300/5	251130
1030x1830x400/5	251140
1030x1830x500/4	251150
1030x1830x600/4	251160
1030x2180x300/6	251430
1030x2180x400/6	251440
1030x2180x500/5	251450
1030x2180x600/5	251460

1000x1830x300/5	252130
1000x1830x400/5	252140
1000x1830x500/4	252150
1000x1830x600/4	252160
1000x2180x300/6	252430
1000x2180x400/6	252440
1000x2180x500/5	252450
1000x2180x600/5	252460

1230x1830x300/5	251230
1230x1830x400/5	251240
1230x1830x500/4	251250
1230x1830x600/4	251260
1230x2180x300/6	251530
1230x2180x400/6	251540
1230x2180x500/5	251550
1230x2180x600/5	251560

1200x1830x300/5	252230
1200x1830x400/5	252240
1200x1830x500/4	252250
1200x1830x600/4	252260
1200x2180x300/6	252530
1200x2180x400/6	252540
1200x2180x500/5	252550
1200x2180x600/5	252560

### Open gables (Height x Depth)

Name	Size	Art no.
Open gables	1830x300	618330
Open gables	1830x400	618340
Open gables	1830x500	618350
Open gables	1830x600	618360
Open gables	2180x300	621830
Open gables	2180x400	621840
Open gables	2180x500	621850
Open gables	2180x600	621860
Open gables	2480x300	624830
Open gables	2480x400	624840
Open gables	2480x500	624850
Open gables	2480x600	624860

### Parts/accessories (Width x Height)

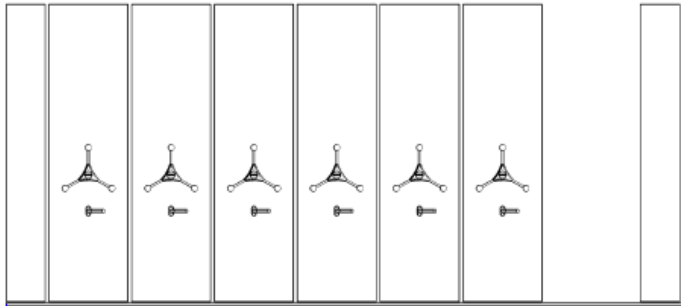
Name	Size	Art no.	Name	Art no.
Back white	1000x1830	653181	Mounting bracket*	690150
Back white	800x1830	653188	Wall mount	690160
Back white	1000x2180	653211	Support bracket, wire 30**	690300
Back white	800x2180	653218	Support bracket, wire 40**	690400
Cross brace 100		690100	Support bracket, wire 50 reinforced**	690501
Cross brace 120		690120	Support bracket, wire 60 reinforced**	690601

\*2 mounting brackets per gable pair.  
 \*\*2 support bracket wires per shelf.

Dimensions: Width x Height x Depth

# Compact archive Steel


Robust archive for efficient storage of large volumes. Compact, robust and easy-working. Gables and shelves in steel can handle high loads, 50–120 kg per shelf at widened load. If necessary, the archive can be customised for even greater weight. Choose between steering wheel, power steering or handle.



Compact Archive with steering lock for added security.



Steering wheel-driven compact archive that can be customised to the customer's needs.

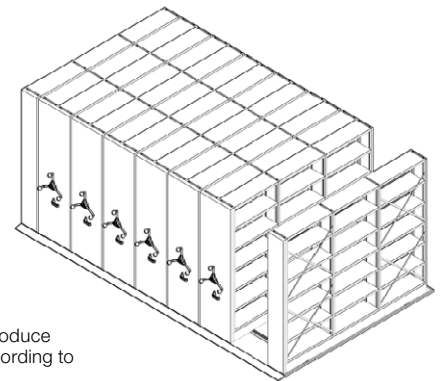


A flexible compact archive in lacquered steel sheet that can be customised to the different formats archived, ex A4 or standing A4.

The height, width or length can be adjusted and designed as needed.



Compact archives can also be built in two floors.



We are happy to help you produce drawings and proposals according to your needs or conditions.

Contact TreCe for more information.

Note that the colour reproduction in the catalog may differ from physical products.


# CombiLine

## Worktops


High pressure laminate, 23 mm standard work tops coated with high pressure laminate and 2 mm airtec-lipping\*. MFC laminate 22 mm standard worktops have an outer paper layer coated with an impregnated paper and a finish of aluminium particles for extra protection against wear. 2 mm matching airtec-lipping.

Airtec-lipping, also known as laser edging, provides an almost invisible joint between the worktop and edging strip. Thus provides a higher protection against water and heat. This new technology is glue-free, which results in a lower environmental impact.

### Worktops High pressure laminate, Formica Collection Colours and Woods




White  
(F1040)




Beech  
(F2726)



Birch  
(F7555)



Oak  
(R20095)




Ash  
(F1004)




Light grey  
(F7927)



Grey  
(F7912)



Anthracite  
(F2297)



Black  
(F2253)



Olive  
(F5343)

Name	Colour	Art no.
Laminate - 390 mm depth	White F1040	821003
Laminate - 390 mm depth	Beech F2726	822003
Laminate - 390 mm depth	Birch F7555	824103
Laminate - 390 mm depth	Oak R20095	826003
Laminate - 390 mm depth	Ash F1004	828073
Laminate - 390 mm depth	Light grey F7927	828013
Laminate - 390 mm depth	Grey F7912	828003
Laminate - 390 mm depth	Anthracite F2297	828033
Laminate - 390 mm depth	Black F2253	828023
Laminate - 390 mm depth	Olive F5343	828083

Laminate - 600 mm depth	White F1040	821001
Laminate - 600 mm depth	Beech F2726	822001
Laminate - 600 mm depth	Birch F7555	824101
Laminate - 600 mm depth	Oak R20095	826001
Laminate - 600 mm depth	Ash F1004	828071
Laminate - 600 mm depth	Light grey F7927	828011
Laminate - 600 mm depth	Grey F7912	828001
Laminate - 600 mm depth	Anthracite F2297	828031
Laminate - 600 mm depth	Black F2253	828021
Laminate - 600 mm depth	Olive F5343	828081


Name	Colour	Art no.
Laminate - 760 mm depth	White F1040	821002
Laminate - 760 mm depth	Beech F2726	822002
Laminate - 760 mm depth	Birch F7555	824102
Laminate - 760 mm depth	Oak R20095	826002
Laminate - 760 mm depth	Ash F1004	828072
Laminate - 760 mm depth	Light grey F7927	828012
Laminate - 760 mm depth	Grey F7912	828002
Laminate - 760 mm depth	Anthracite F2297	828032
Laminate - 760 mm depth	Black F2253	828022
Laminate - 760 mm depth	Olive F5343	828082

Laminate - 820 mm depth	White F1040	821004
Laminate - 820 mm depth	Beech F2726	822004
Laminate - 820 mm depth	Birch F7555	824104
Laminate - 820 mm depth	Oak R20095	826004
Laminate - 820 mm depth	Ash F1004	828074
Laminate - 820 mm depth	Light grey F7927	828014
Laminate - 820 mm depth	Grey F7912	828004
Laminate - 820 mm depth	Anthracite F2297	828034
Laminate - 820 mm depth	Black F2253	828024
Laminate - 820 mm depth	Olive F5343	828084



Note that the colour reproduction in the catalog may differ from physical products.


## Worktops MFC laminate



White  
(6459BS)




Light grey  
(U12188)




Anthracite  
(U12011)

Name	Colour	Art no.
Worktop - 390 mm depth	White 6459BS	829003
Worktop - 390 mm depth	Light grey U12188	829103
Worktop - 390 mm depth	Anthracite U12011	829203
Worktop - 600 mm depth	White 6459BS	829001
Worktop - 600 mm depth	Light grey U12188	829101
Worktop - 600 mm depth	Anthracite U12011	829201
Worktop - 760 mm depth	White 6459BS	829002
Worktop - 760 mm depth	Light grey U12188	829102
Worktop - 760 mm depth	Anthracite U12011	829202
Worktop - 820 mm depth	White 6459BS	829004
Worktop - 820 mm depth	Light grey U12188	829104
Worktop - 820 mm depth	Anthracite U12011	829204


## Worktops Veneer



Beech Veneer



Birch Veneer



Oak Veneer

Name	Colour	Art no.
Veneer - 390 mm depth	Beech	823003
Veneer - 390 mm depth	Birch	825003
Veneer - 390 mm depth	Oak	827003
Veneer - 600 mm depth	Beech	823001
Veneer - 600 mm depth	Birch	825001
Veneer - 600 mm depth	Oak	827011
Veneer - 760 mm depth	Beech	823002
Veneer - 760 mm depth	Birch	825002
Veneer - 760 mm depth	Oak	827012
Veneer - 820 mm depth	Beech	823004
Veneer - 820 mm depth	Birch	825004
Veneer - 820 mm depth	Oak	827014

## Worktops Rounded corners

Please note preferred radius of all corners when ordering.

Name	Radius	Art no.
Rounded corners	Min. radius 100	820010

**High pressure laminate:** 23 mm standard work-tops with high pressure laminate and 2 mm matching airtec-lipping.

- Formica Collection Colours
- Formica Collection Woods

**MFC laminate:** 22 mm standard worktops have an outer paper layer coated with an impregnated paper and a finish of Aluminium particles for extra protection against wear. 2 mm matching airtec lipping.

**Veneer:** 22 mm clear lacquered beech, birch or oak veneered chipboard with 2 mm solid lipping.

**Airtech lipping:** Airtec lipping, also known as laser edging, provides an almost invisible joint between the worktop and edging strip. Thus provides a higher protection against water and heat. This new technology is glue-free, which results in a lower environmental impact.

**Inserts:** Powder coated steel insert, available in white or black.

- Round with diameter 110, 250 or 400 mm.
- Square 250x250 mm or 350x350 mm.
- Slim 340x40 mm.

**Lid for insert:** Powder coated steel. Available for round inserts with diameters 250 and 400 mm.

**Inserts:** Stainless steel, integrated ring in worktop

- Round 250 mm in diameter.

**Lid for insert:** Compact laminate, folded in / integrated into ring, thickness 6 mm

- Round 250 mm in diameter with knob.
- Compact laminate, Formica F2297 (anthracite) alt. F1040 (white).

Inserts and lids, see page 155.

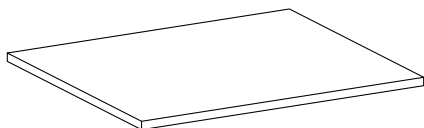
Contact TreCe if you want worktops in other high-pressure materials or other materials such as Valchromat.

**Dimensions:** Width x Height x Depth.

NCS refers to product lacquered in any optional NCS colour.

# CombiLine

## Accessories



### Shelves, Depth 370 mm (Width x Depth)

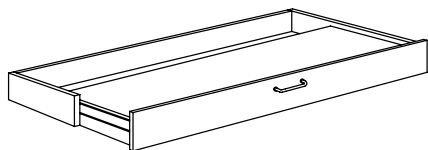
Name	White	NCS	Beech	Birch	Oak
30/370	841916	849916L	843916	845916	847916
60/370	831921	839921L	833921	835921	837921
80/370	831923	839923L	833923	835923	837923
90/370	831922	839922L	833922	835922	837922

### Shelves, Depth 570 mm (Width x Depth)

Name	White	NCS	Beech	Birch	Oak
30/570	821913	829913L	823913	825913	827913
60/570	821914	829914L	823914	825914	827914
80/570	821916	829916L	823916	825916	827916
90/570	821915	829915L	823915	825915	827915


### Tempered Glass shelf, Depth 370 mm, 6 mm (Width x Depth)

Name	Art no.
60/370	840941
80/370	840942
90/370	840943




### Pull-out shelf, wall

Name	White	NCS	Beech	Birch	Oak
U2 60	811911	819911L	813911	815911	817911
U3 90	811912	819912L	813912	815912	817912



### Wooden doors Width/number of shelves

Name	White	NCS	Beech	Birch	Oak
30/1 (one)	841918	849918L	843918	845918	847918
30/2 (one)	831972	839972L	833972	835972	837972
30/3 (one)	831973	839973L	833973	835973	837973
30/4 (one)	831974	839974L	833974	835974	837974
30/5 (one)	831975	839975L	833975	835975	837975
60/1 (pair)	831940	839940L	833940	835940	837940
60/2 (pair)	831941	839941L	833941	835941	837941
60/3 (pair)	831942	839942L	833942	835942	837942
60/4 (pair)	831947	839947L	833947	835947	837947
60/5 (pair)	831943	839943L	833943	835943	837943
80/1 (pair)	831983	839983L	833983	835983	837983
80/2 (pair)	831949	839949L	833949	835949	837949
80/3 (pair)	831987	839987L	833987	835987	837987
80/4 (pair)	831992	839992L	833992	835992	837992
80/5 (pair)	831993	839993L	833993	835993	837993
90/2 (pair)	831944	839944L	833944	835944	837944
90/3 (pair)	831945	839945L	833945	835945	837945



### Glass doors Width/number of shelves


Name	White	NCS	Beech	Birch	Oak
30/2 (one)	831957	839957L	833957	835957	837957
60/2 (pair)	831951	839951L	833951	835951	837951
60/3 (pair)	831952	839952L	833952	835952	837952
60/4 (pair)	831958	839958L	833958	835958	837958
60/5 (pair)	831953	839953L	833953	835953	837953
80/2 (pair)	831960	839960L	833960	835960	837960
80/3 (pair)	831995	839995L	833995	835995	837995
80/4 (pair)	831996	839996L	833996	835996	837996
80/5 (pair)	831997	839997L	833997	835997	837997
90/2 (pair)	831954	839954L	833954	835954	837954

\* Price via quote. Contact TreCe for more information.

If you would like tempered glass, contact TreCe

**Dimensions:** Width x Height x Depth.


NCS refers to product lacquered in any optional NCS colour.



310x349

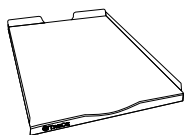
### Door (Fits Combi shelf)

Name	White	NCS	Beech	Birch	Oak
Door incl. lock	841915	849915L	843915	845915	847915
Door incl. handle	841918	849918L	843918	845918	847918
Door incl. knob	841917	849917L	843917	845917	847917



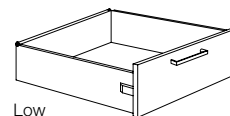
### Partition panel, fits width 605, 800 and 900 mm

Name	White	NCS	Beech	Birch	Oak
Partition panel 371	811913	819913L	813913	815913	817913
Partition panel 723	801912	809912L	803912	805912	807912
Partition panel 1075	801915	809915L	803915	805915	807915



### Mail shelves (Incl. mounting fitting)


Name	Colour	Size	Art no.
Mail shelf, acrylic	Transparent	267 mm	810919
Mail shelf, steel	White	267 mm	810927
Mail shelf, steel	Black	267 mm	810918



Low

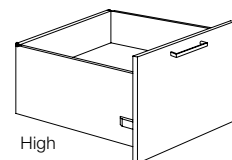
### Drawer low, 100% expansion, Depth 570 mm (Max 35 kg/drawer)

Name	White	NCS	Beech	Birch	Oak
Low 30/570	831720	839720L	833720	835720	837720
Low 60/570	831721	839721L	833721	835721	837721
Low 80/570	831722	839722L	833722	835722	837722



### Expo shelf (Incl. mounting fitting)

Name	Art no.
Expo shelf, white, powder-coated steel	840928
Expo shelf, black, powder-coated steel	840929



High

### Drawer high, 100% expansion, Depth 570 mm (Max 65 kg/drawer)

Name	White	NCS	Beech	Birch	Oak
High 60/570	831714	839714L	833714	835714	837714
High 80/570	831719	839719L	833719	835719	837719

### Pull-out shelf, Wall

Name	White	NCS	Beech	Birch	Oak
U2 60	811911	819911L	813911	815911	817911
U3 90	811912	819912L	813912	815912	817912

\* Price via quote. Contact TreCe for more information.

**Dimensions:** Width x Height x Depth.

NCS refers to product lacquered in any optional NCS colour.

### Cabinet locks (incl. 2 keys)

Name	Art no.
Cabinet locks, different lock numbers	830910
Addition, identical locks	830985

If you would like other lock types, see page 77.

### Master key

Name	Lock type	Art no.
Master key	Cabinet locks	840913

### Stuff and bag holder

Name	Size	Art no.
Stuff cork box	90x44x347	890101
Stuff shelf cork box	97x80x350	890201
Bagholder, mobile	Ø 35 mm	830880



Grip handles Edge, addition



Handles, standard

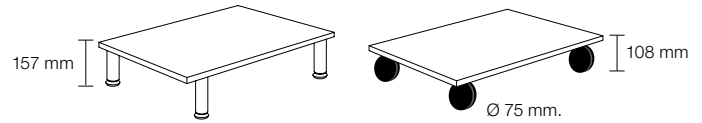
### Grip handles Edge

Name	Size	Material	Art no.
Grip handles Edge*	40 mm	Stainless steel look	850322
Grip handles Edge*	40 mm	Black, brushed	850320
Grip handles Edge*	40 mm	White, lacquered	850321

### Handles, standard

Name	Size	Stainless steel look	Black	White
Handles*	c/c 128 mm	850304	850302	850303

\* Stainless steel handles as standard, if you would like black or white please specify when ordering. If you would like other handles please contact TreCe.



Stainless adjustable legs. If you would like other legs/wheels contact TreCe.

Load capacity per wheel: 100 kg  
Material: black, rubber surface.  
2 wheels have brakes.

### Leg set, Height 157 mm, Depth 370 mm (Incl. base plate)

Name	White	NCS	Beech	Birch	Oak
30/370	841936	879936L	843936	845936	877936
60/370	841937	879937L	843937	845937	877937
80/370	841940	879940L	843940	845940	877940

### Leg set, Height 157 mm, Depth 570 mm (Incl. base plate)

Name	White	NCS	Beech	Birch	Oak
30/570	841931	879931L	843931	845931	877931
60/570	841932	879932L	843932	845932	877932
80/570	841939	879939L	843939	845939	877939
90/570	841933	879933L	843933	845933	877933

### Wheel set, Height 108 mm, Depth 570 mm (Incl. base plate)

Name	White	NCS	Beech	Birch	Oak
30/570	841921	879921L	843921	845921	877921
60/570	841922	879922L	843922	845922	877922
80/570	841926	879926L	843926	845926	877926
90/570	841923	879923L	843923	845923	877923

If you would like other wheels, contact TreCe.



### Knobs, standard

Name	Size	Stainless steel look	Black	White
Knob*	ø 19 mm	850313	850312	850314

\* Stainless knobs as standard, if you would like black or white please specify when ordering. If you would like other handles please contact TreCe.

# Specifications

## Space

MFC laminated surfaces within Space have a chip core, with the exception of some shelves. Back, frame and edging strip have matching colours unless otherwise stated.

Lacquered fronts, Shoe shelf, Open shelf/Bench and Storage box open/Flower box have an MDF core. Textiles at an additional cost.

### Frame incl. plinth

Thickness 16 mm, 0.8 mm straight ABS-lipping.

- MFC laminate, white.
- Lacquered, any NCS-colour.
- Double module, width 790 mm
- Single module, width 395 mm

### Back

Thickness 16 mm, MFC laminate in- and out.

Lacquered when choosing any NCS-colour.

### Plinth

Each unit has its own setback plinth, front and rear, with 4 adjustable feet, (Plinth height 143 mm.)

### Leg stand

Leg stand in steel with adjustable feet, 4 legs.

Delivered not fitted to cabinet, leg stand must be adjusted in height before cabinet is lifted on.

- Leg stand double fits Space double.
- Leg stand triple fits 1x Space double + 1x Space single.
- Leg stand height 143 mm.
- Available in 11 RAL colours.

### Fronts

Seamless fronts, thickness 16 mm

- Lacquered MDF, any NCS colour, oak and ash laminate.

### Inside dimensions:

Space door low: W363 x H424 x D454 mm.

Space door middle: W363 x H573 x D454mm.

Space door high: W363 x H864 x D454 mm.

### Drawers

Drawers have soft closing. Extension capacity of 100 %, maximum weight 35 kg.

- Drawers with railings or with elevated sides.

### Doors to Space recycling units and Space counter

- With push open

### Seat module with hatch door

Opens downwards with gas spring.

- Milled-in handle. Are powder coated white as standard. Can be painted in any RAL colour at an additional cost.

### Cushions and fabric are additional Shoe shelf, Open shelf/Bench and

### Storage box open/Flower box

Thickness 16 mm.

- Lacquered MDF, any NCS colour, oak and ash laminate.
- Modules aligned with fronts.
- Plant pot can be combined with plastic box 19 L.
- Accessories: Seat cushion

### Double doors Wardrobes

With milled-in handles. Are as standard powder coated, white. It can be painted in any RAL colour at an additional cost.

### Mail inlet

Powder coated steel, White (RAL 9010).

Opening 290x20 mm. Mail inlet has an angled steel lip on the inside of the door.

### Hinges

- Self closing concealed hinges with integrated soft closing.
- Doors are right-hung as standard.

### Shelves, fixed

Shelves mounted with milled-in connection fittings that are secured with screws.

- Shelves lockers have a chip core
- Shelves for wardrobes have a lamellar wood core.

### Shelves, movable for personal storage

The shelf is recessed in the front edge.

Mounted with milled shelf brackets, movable according to drill division c/c 32 mm.

### Shelves, movable for storage

Installed with milled shelf brackets, movable according to drill division c/c 32 mm.

- 363 - 371 mm has chip core thickness of 16 mm
- 755 mm has laminated core with pine wood thickness 19 mm, max weight 120 kg.

### Cover panels/Top cover

Thickness 16 mm.

- Lacquered MDF, any NCS colour, oak and ash laminate.

### Top cover in compact laminate, black core

Thickness 12 mm.

- F2255, white
- F2297, anthracite
- F5343, olive grey

### Worktop in high pressure laminate

Thickness 23 mm

### Formica Collection Colors

F2255, white | F2297, anthracite | F5343, olive

### Pfleiderer Wood decors

R20095, Oak | R34027, Ash

### Inlets for top cover, compact laminate

- Inlets square B220 x D220 mm
- Inlet custom, max. size B220 x D260 mm

### Accessories

Space shelf insert, clothes rail, carpet, clothes hook, anchor hook, mirror and cork box Stuff.

### Cabinet locks

Robust cabinet locks with master key system, individual lock numbers and 2 keys as standard. Identical locks are available at extra cost.

### Lock types

Different types of locks and fittings are available for doors, such as electronic RFID locks, code locks, cabinet locks, padlock fittings and push-to-open. For network-based locks contact TreCe for individual advice.

## General care instructions

### Metal

Wipe with a slightly damp, soft lint-free cloth and mild detergent. Always wipe dry with a dry cloth. Never use solvents on painted metal nor any abrasive cleaners/ materials.

### Wood

Wood is a living material and is affected for example by seasons, heat and humidity. Direct sunlight will give surfaces permanent colour and light differences. To avoid colour shifts, all surfaces should be exposed to equal amounts of light.

### Normal/daily cleaning:

Dust dry and clean with mild soap solution or mild hand washing-up liquid. Wipe dry with a dry cloth. Never use strong detergents, solvents or products containing abrasives. Remove all stains as soon as possible and wipe the surface dry after cleaning.

**Note!** Use a minimum amount of water.

## General info

### Mounting

All modules are factory mounted. Worktops/ Cover panels/Top cover panels are mounted on site.

### Warranty

We provide a 5 year factory warranty on Space. Other products, contact TreCe.

Contact TreCe for customisation of selected product.

# Specifications

## CombiLine

MFC laminated and lacquered surfaces within CombiLine have a chip core, with the exception of some shelves. Back, frame, doors and edge strips have the same colour/wood as other parts as standard, unless otherwise stated.

### Frame

Thickness 19 mm, 0.8 mm straight ABS-lipping.

- MFC laminate white, beech, birch and oak.
- Lacquered available in any NCS-colour.

### Back

Thickness 12 mm, laminate inside and outside.

### Plinth

Every module has its own front and back plinth with 4 adjustable feet (does not apply to recycling units with loading ramps).

Plinth 157 mm. Can be replaced with;

- Bottom plate with adjustable stainless steel legs, height 157 mm.
- Bottom plate with lockable wheels, height 104 mm.

### Doors

Thickness 16 mm, 2 mm straight ABS-lipping.

- White lacquered UV-treated MFC laminate (NCS S 0500-N), or MFC laminate in beech/ birch/oak.
- Lacquered in any NCS colour.
- Self closing concealed hinges with integrated soft closing (does not apply to products with aximat hinges with 180° opening).
- Single doors are right-hung as standard.

### Drawer fronts

Drawer front, low: 173 mm

Drawer front, high: 349 mm

Thickness 16 mm, 2 mm straight ABS-lipping.

- White lacquered UV treated MFC laminate (NCS 0500-N) and MFC laminate in beech/ birch/ oak.
- Lacquered available in any NCS-colour.

### Drawers

Drawers with depth 570 mm have soft closing.

- Extension 100%, max 35 kg (excl. recycling units).
- Extension 100%, max 65 kg.

### Shelves

All shelves are adjustable and mounted with milled-in shelf support. Drill division c/c 32 mm.

- 310 – 605 mm have a chip core.
- 800 – 900 mm have a pine lamellar core.

### Recycling unit

#### MDL60/MD60/MDH60/MD65/MD70

The bottom plate is equipped with an access ramp in stainless steel.

- Doors with aximat hinges for 180 degree opening for easy access to recycling containers.

### Mail shelves

Adjustable with pull-out function and mounting strip, subdivision c/c 96 mm.

- Mail shelves in acrylic have integrated name slots.
- Mail shelves in powder coated steel white or black are available as an addition.

### Steel doors mail sorting

White powder coated steel. Shelves inside in the same material as frame, 19 mm.

- Including lock and 2 keys with individual lock number.
- Inlet 22 mm. Open door gives a free space of 90 mm.

### Wall modules

White lacquered mounting strip in steel is included for all wall modules.

### Lock types

Cabinets locks, padlock fittings, code locks and RFID-locks (EM & Mifare). For network-based locks contact TreCe for individual advice.

### Fitting pieces /Cover panels

Available as accessories in the same colour/ material as frame. Width, height and depth adapted to your requirements.

### Handles

Stainless steel bow handles as standard, if you would like black or white handles, please not on order.

- Standard handles c/c 128 mm.
- Grip handles 40 mm.

### Work tops

**High pressure laminate:** 23 mm standard work-tops with high pressure laminate and 2 mm matching airtec-lipping.

- Formica Collection Colours
- Formica Collection Woods
- Pfleiderer Wood decors

**MFC laminate:** 22 mm standard worktops have an outer paper layer coated with an impregnated paper and a finish of Aluminium particles for extra protection against wear. 2 mm matching airtec-lipping.

**Veneer:** 22 mm clear lacquered beech, birch or oak veneered chipboard with 2 mm solid lipping.

**Airtech-lipping:** Airtec-lipping, also known as laser edging, provides an almost invisible joint between the worktop and edging strip. Thus provides a higher protection against water and heat. This new technology is glue-free, which results in a lower environmental impact.

**Inserts:** Powder-coated steel insert, available in white or black.

- Round with diameter 110, 250 or 400 mm.
- Square 250x250 mm or 350x350 mm.
- Slim 340x40 mm.

**Lid for insert:** Powder-coated steel. Available for round inserts with diameters 250 and 400 mm.

**Inserts:** Stainless steel, integrated ring in worktop

- Round 250 mm in diameter.

**Lid for insert:** Compact laminate, folded in / integrated into ring, thickness 6 mm

- Round 250 mm in diameter with knob.
- Compact laminate, Formica F2297 (anthracite) alt. F1040 (white).

## General info

### Mounting

All modules are factory mounted. Worktops/ Cover panels/Top covers are mounted on site.

### Warranty


We provide a 5 year factory warranty on CombiLine. Other products, contact TreCe.

### Cabinet locks

Robust cabinet locks with master key system, individual numbers with 2 keys as standard. Identical locks available to addition.

Contact TreCe for customization of selected product.

# TreCe's sustainability work



## How we work and what we do

We want to develop products with eco-respect, responsible supply chains and circular life. However, we know that change doesn't happen overnight, but simple and small actions do make a difference. Doing something is always better than nothing! Join us in our circular transition that is filled with opportunity.

## We create room for sustainable actions.

In decision making, in projects or when discussing a matter, we make sure sustainability is present. We work continuously to raise awareness among our employees, customers and suppliers.

## We are changing to new and better materials.

We're on the look-out for materials that are renewable, recycled, fast-growing, locally sourced and with a low carbon footprint. We are keen to change when we can.

## We have a life cycle perspective

We give our products circular life with recycled materials, great lasting quality and smart design. This means they are easy to repair, reuse and recycle. We also test our products at a laboratory and have a generous warranty.

## We want to work with responsible suppliers that we all can trust

We want to make sure that our suppliers are trustworthy to both their employees and surrounding environment. That's why we do frequent check-ups, risk analysis and evaluation through out the supply chain. Our goal is to have a supply chain with high transparency and low risk.

## Made in Sweden

Our products are manufactured in Sweden, and we are focusing on moving our supply chain closer and closer.

## Why choose TreCe?

From idea to reuse, in decision and action, this is where we create new conditions and opportunities for sustainable development and circularity. We want to make it easy for our customers to make sustainable choices, and together we can achieve the vision of a sustainable future. Join us in our circular transition

### Here are some reasons to choose us:

- 174 unique products approved by Möbelfakta
- We are certified according to ISO 14001 and 9001
- We support the UN's Global Sustainability Goals 2030
- We have the sustainability information in our product sheets
- We have sustainability goals and policies
- We use recycled materials
- We keep track of our suppliers in the supply chain
- We require the supply chain to operate in accordance with our Code of Conduct
- We offer circular solutions
- Production in Sweden
- We aim to continuously reduce our ecological footprint



### We support the Sustainable Development Goals

We want and will actively contribute to achieving the Global Goals for 2030 and to limiting global warming to well below two degrees by 2050. We have selected 5 goals that reflect our activities and where we have the best opportunity to influence, these goals we will have as a starting point in our future work over the next 10 years.



### Approved Möbelfakta products

An approved product gives us and our customers security and reassurance that the product meets the requirements for the environment, quality and social responsibility. Möbelfakta is a complete reference and labelling system for furniture owned by IVL Swedish Environmental Institute and Trä- och Möbelföretagen, TMF. Möbelfakta serves as a tool for sustainable choices and is for producers, purchasers, designers, architects, and others who use or work with furniture.



### TreCe is certified according to

#### ISO 9001: 2015 and ISO 14001: 2015

ISO 14001 is an environmental management system that aims to improve and rationalise environmental work. Through environmental impact assessment, environmental goals and routines, an active environmental work is created, which in turn reduces our ecological footprint.

ISO 9001 shows that we work both internally and externally with continuous improvements, routines and monitoring that ensures the quality of our products and services. In short, that our customers and partners always get the best possible reception and service.

**Read more about how we work with sustainability on our website.**

<https://trece.se/en/sustainability/>



# Terms and conditions

**Sales and Delivery Terms:** All prices are excluding VAT and shipping. We reserve the right for any price and design changes and reservation for printing errors.

All products are delivered FCA (our warehouse) according to Incoterms 2010 unless otherwise agreed. Some products are delivered unassembled. Costs for packaging, EUR pallets and pallet collars will be added.

**Payment terms:** 30 days after approved credit check unless otherwise agreed. Delivered products remain our property until full payment is made.

**Transport:** In the case of visible damage or incomplete delivery, this must be reported immediately to the transport company and noted on the consignment note. The freight forwarder confirms the listing with his signature. Damage that is not visible upon receipt is reported to the transport company as soon as possible, but no later than 6 working days from the date of receipt.

**Complaints:** Complaints and incorrect deliveries must be reported within 6 days of receipt. In the case of wrongly ordered product, 50% of the purchase price is deducted as a return charge, return shipping will be added. According to order, correctly delivered worktops and customized products are not refunded. All products lacquered in any NCS/RAL colour are classified as special products.

**Warranty:** The warranty is valid from the delivery date of the product. Invoice/order number must be provided for the warranty to be valid. The warranty does not apply to products that have been stored or assembled incorrectly, used in an inappropriate or improper manner, altered in appearance/function or cleaned with an incorrect cleaning method or cleaning products. The warranty does not cover shipping damage, normal wear and tear, scratches, marks or damage caused by impact or accident. The warranty does not cover products that have been placed outdoors or in a damp environment, or products that have been used for purposes other than those for which they are intended.

For products intended for outdoor use, the above-mentioned humid environment does not apply, but the warranty period is halved for products installed within 200 m of a coastal environment. The warranty does not apply to outdoor products that develop surface corrosion over time as this is purely aesthetic and can be corrected with touch-up paint.

CombiLine: 5 years warranty

Space: 5 years warranty

Place: 5 years warranty

Office family: 1 year warranty

Accessories such as Recycling bins, Bag holders: 1 year warranty

Indoor recycling units - KLOSS, Kite, Kite mini, Birdie, Cloud, Hold, Hold mini, Butler, Cloud, Ridge: 2 years warranty

Outdoor recycling units – Popsicle, Hightower: 2 years warranty

Clean: 2 year warranty

Soft: 2 year warranty

Wall mounted storage: 5 years warranty

Archive shelf pine: 5 years warranty

Drawing cabinet: 2 year warranty

Lock: 2 years warranty



***Norrköping / Huvudkontor / Showroom***

Importgatan 39  
P.O. Box 6063, SE-600 06 Norrköping  
Ph +46 11 21 14 80  
info@trece.se  
www.trece.se

***Stockholm / Showroom***

R40 Center  
Rosenlundsgatan 40  
Ph +46 8 480 027 55

***Göteborg / Showroom***

S8  
Stampgatan 8  
Ph +46 11 21 14 68

***Malmö / Showroom***

Djåkne 5  
Djåknegatan 5  
211 35 Malmö  
Ph +46 11 21 14 68

***Oslo / Showroom***

Skøyen Designcenter  
Drammensveien 130 C1, Skøyen  
Ph +47 23 96 07 22

***Helsinki / Showroom***

Eurohela Oy  
Meritullinkatu 21, 00170 Helsinki  
<https://www.eurohela.fi/>