

PRODUCT  
CATALOGUE  
2022


Edition  
2













# Index

Why choose TreCe	5
Our designers	8
<hr/>	
<b>Personal Storage</b>	
Space Storage	10
Office	14
CombiLine	
– Lockers	16
– Wardrobe	20
<hr/>	
<b>General storage</b>	
CombiLine	
– Office shelving/cupboards	18
– Combi shelf	21
– Magazine shelf Expo	22
– Wall cabinet/shelf	23
– Cabinet	24
– Printer cabinet	25
– Work station	26
– Copy station	27
– Mail sorting	28
Mail Post storage	29
Place Shelf	30
Soft Media unit	32
<hr/>	
<b>Recycling</b>	
Popsicle & Hightower	34
Butler	36
Birdie	38
Cloud	40
Kite	42
Kite mini	44
Hold	46
Hold mini	48
Ridge	50
Clean	52
CombiLine	
– Recycling station	53
– Recycling unit	127
– Containers/bag holder/accessories	128
<hr/>	
<b>Archiving systems</b>	
Wall mounted storage	54
Drawing cabinet	55
Archive shelf Pine	56
Archive Steel and Pine	57
<hr/>	
<b>Other</b>	
References	58
CombiLine accessories	
Inlets	131
Worktops	138
Accessories	140
Specifications	143
TreCes sustainability engagement	145
Conditions of sale	147

The colour rendering in images and colour samples can differ from reality. Contact TreCe for colour samples.



# Why choose TreCe?

We are one of the leading Nordic suppliers of storage furniture. We have reached this position by developing continuously. With over forty years of experience we have together with our customers managed to collect a lot of knowledge, and through the years we have learned what works. Our long experience together with a strong innovation drive drives us forward and creates the conditions for continuously developing new storage and recycling solutions.





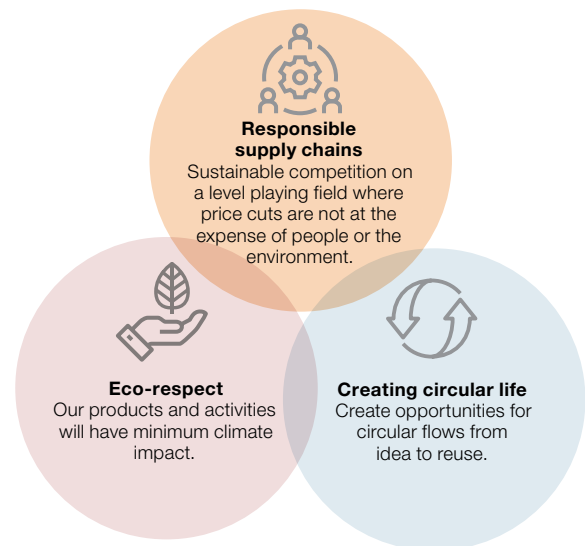
# Design & sustainability

Our journey in the circular transition has begun. We want to become part of a world in balance and develop products with eco-respect, responsible supply chains and circular life.

From idea to reuse, in decision and action, this is where we create new conditions and opportunities for sustainable development and circularity.

This means respecting ecological limits, natural resources and climate change. Supporting responsible suppliers and investing in sustainable competition on equal terms, where prices are not cut at the expense of people nor the environment. As well as giving products a circular life and creating space for circular flows, from the idea to reuse for a sustainable future.

Join us in creating the next generation of storage and recycling.



## Design and method

We look at design from a broader perspective which always includes aesthetics as well as sustainability and function. A key factor for progress is curiosity and being open to new solutions such as switching to fossil-free alternatives, choosing recycled materials and designing for the future and a circular economy.

## How we work

Committed to reducing our carbon footprint in everything we do, we've developed a product assessment system. For us it serves as a tool to work with, for our customers it helps them choose products. We want to make it easy for our customers to make sustainable choices – together we can achieve a sustainable future.

Read more on page 145.



# Cooperation is key

We think it is important with our customers' opinions because they give us valuable insights into which products we need to develop to meet market demand. When we start a project, we are therefore careful to investigate what needs exist and develop a plan for how we can solve them together. By working closely together, we can ensure that our customers' thoughts and ideas are with us from the first call to the completed project.

## **We are experts in storage**

We are happy to share our knowledge with our customers, whether it is about flexibility and function in the modern office or smart solutions for the activity-based offices of the future. With our experience and knowledge, we create an optimal solution.

Feel free to contact us for a presentation, to find out more about how we can together create a working solution.

## **Our designers**

At TreCe, we have designed several of our products ourselves. These have in most cases taken shape based on needs we have seen in the market but also from the input that our customers give us. We have also chosen to collaborate with other designers. This has in several cases proved to be a stroke of luck. With new input, innovative solutions and a fantastic design, we have won international awards. Cooperation is the key.



## Our designers

### Jangir Maddadi

Jangir is passionate about creating objects with a strong identity. Every millimetre of his design is contemplated. Each object has its own history. Every product he creates is a beautiful, functional sculpture. He strives to design meaningful products that live on from generation to generation.

One ambition is to always create innovative and sustainable products that are functional, beautiful and completely independent of trends. Products that are neither modern nor classic, they are timeless.



### Annica Doms

Educated at Luleå University of Technology. Annica's Master degree project, Kite Bin for TreCe, has been awarded the Red Dot Design Award and the German Design Award. Today, Annica is a design consultant at Studio Doms.

The collaboration with TreCe is based on relevant and well-thought-out design that supports every function, inspired by functional design from the past.





## David Doms

Designer and founder of Studio Doms. David has a master's degree in industrial design from Luleå University of Technology and has also studied lighting and luminaire design.

Studio Doms was started in 2010 and the company is today active in the areas of furniture design, product design, design strategy and graphic design.


## Ebba Hellberg & Sigrid Ljungström

A contributing factor to TreCe's continuous development of innovative design solutions is our recurring collaborations with design students. Recycling unit Cloud is a well-priced example, developed together with Chalmers students Ebba Hellberg and Sigrid Ljungström.

Cloud has quickly developed into a product family and recently won first prize in the German Design Award 2019, Excellent Product Design in the category office furniture / environmental sorting.







Olive  
NCS/RAL 6013

# Space

Design | **TreCe**

Flexible storage series with great opportunities to adapted to everyday needs. Doors with seamless fronts in MDF as standard, choose your preferred NCS colour after taste and preferences. The frames are also available in any NCS colour. Choose between different frame and door heights. Cabinet doors are available with different types of locks and closures. It is also possible to have doors with mail-inlets.

Complete with cover panels and work tops, especially when placed back to back. See also other modules in the same series, bench, shoe shelves and open storage in lacquered MDF.

As accessories there are removable shelves, clothes rails, mirrors, hook, carpet, cork box Stuff and the Office Bag.


This storage series can be customised.

More info →



Reference





Wine red NCS/RAL 3005 Old pink NCS/RAL 3014





Saffron NCS/RAL 1017 Brilliant blue NCS/RAL 5023





# Office

Design | TreCe


Office is a product family designed to meet the needs of the modern office. Smart solutions that focus on function and with a low environmental impact. Office Backpack, an office bag and backpack for those who want a bag that works both around and outside the office. organise, store and move your office supplies and laptop with Office Backpack.

Office Bag, a practical and functional office bag for the activity-based office. Several compartments for storing a laptop, binders and other things that you want available, with a practical shoulder strap. Office Sleeve, laptop case suitable for most laptop computers. Office Pouch, a practical small bag for cables, keys, USB-sticks etc.

Made from needled felt with 7% wool, 93% polyester, and with details in untreated leather.







# CombiLine Lockers

Design | TreCe

Lockers for personal or public storage. Doors are available with different types of locks and closures. It is also possible to have doors with mail-inlets. The storage compartments are highly adaptable and fits in most spaces.


Frames and fronts are available in standard white or lacquered in any NCS colour. Choose between different heights of frame and doors. Standard widths: 310, 605 and 900 mm.

This storage series can be customised.



Wine red NCS/RAL 3005   Old pink NCS/RAL 3014   Olive NCS/RAL 6013   Pearl White NCS/RAL 1013   Frame and plinth in white laminate.





# CombiLine

## Office shelf

Design | **TreCe**

Shelves and cupboards for storage of large volumes. Frames and fronts are available in standard white or lacquered in any NCS colour. Choose between different sizes. Possibility to choose glass doors, glass shelves, drawers or filing drawers.

Office shelves can be easily adapted to personal and public storage with different types of locks. This series can be customised. Contact TreCe for quotation or drawing proposals.

Worktops for the lower models are also available as a supplement.



Olive NCS/RAL 6013 Warm grey NCS/RAL 7032 Old pink NCS/RAL 3014





# CombiLine Wardrobe

Design | TreCe

Space efficient lockable wardrobes designed to blend into the work environment. Clothes rail and hat rack always included as standard. Doors are available with different types of locks and closures.

Frames and fronts are available in standard white or lacquered in any NCS colour. Choose between different standard widths: 310, 605 and 900 mm.

This storage series can be customised.



# CombiLine

## Combi shelf

Design | TreCe

The Combi shelf, an adaptable storage unit. Build freely from floor to ceiling. Utilise the wall surface with a wall mounted combi shelf and create a unique module by freely combining together with optional accessories. The Combi shelf is available in standard white or lacquered in any NCS colour.

Worktops for the lower models are also available as a supplement.






# CombiLine

## Magazine shelf Expo

Design | TreCe

Expo has display surfaces in powder-coated steel for exposure of journals, books and reference materials. Plenty of storage space behind the display surfaces.

You choose which colour you want on your display surfaces: white or black. Mounting strip included with all wall modules. Expo is available in standard white or lacquered in any NCS colour.



# CombiLine

## Wall cabinet/shelf

Design | **TreCe**

Wall mounted shelves and cabinets serve as space saving alternatives or complements to our floor standing modules.

Open modules are easily supplemented with doors, dividers or mail shelves. Available in standard white or lacquered in any NCS colour. Mounting strip included all wall modules.





# CombiLine Cabinet

Design | **TreCe**

Space efficient cabinets that utilise all the office space. Create your own combination. Choose between different modules, open, with doors or with drawers. Stainless steel handles included as standard.

Available in two different standard heights 880 and 1057 mm. Available in standard white or lacquered in any NCS colour.



# CombiLine

## Printer Cabinet

Design | **TreCe**

Printer cabinet in an ergonomic height which can easily be combined with other storage furniture in the CombiLine series. Choose between different modules, open, with doors or with drawers. Stainless steel handles included as standard.

Standard height: 704 mm. Available in standard white or lacquered in any NCS colour.





# CombiLine

## Work station

Design | **TreCe**

Flexible working station with great varieties and storage from both sides where one side has drawers that can withstand up to a 65 kg load with full extension and soft closing. Standing on a white powder coated sturdy steel frame. Frame and fronts in white or lacquered in any NCS colour. Worktops in white or anthracite high pressure laminate.

Stainless steel handles as standard. The working station is available in two widths, 1680 and 2480 mm.



# CombiLine


## Copy station

Design | **TreCe**

Ready combined stations consisting of wall cupboards, mail shelves and cabinets. Frames and fronts in standard white, worktops in anthracite high pressure laminate.

Stainless steel handles as standard. All drawers are with soft closing and can hold up to 30 kg. Drawers that can hold up to 65 kg are available upon request.





# CombiLine

## Mail sorting

Design | **TreCe**

Complete module series for handling mail. Adjustable as needed — in height or width, on the floor or wall. Mail sorting can be supplemented with more mail shelves. Mail slots with reach-through capability makes it possible to manage mail from both sides.

Available in standard white or lacquered in any NCS colour. Mounting strip included with all wall modules.



# Mail

Design | **TreCe**

Space efficient mail unit for the new era of mail sorting. Mail is available in standard white with plinth and worktop in high pressure laminate, ash or anthracite. Mail holds space for hanging folders in folio format, mail-inlet for outgoing mail, a waste unit and a drawer for office items.

Specially designed symbols and a 60-litres container are included. Contact TreCe if you wish to combine your own module.





# Place

Design | **Studio Doms**

Open shelves for room division and storage. Made of dark grey powder-coated Aluminium with decor shelf in light ash and brass details. Place is a shelf system with great combination possibilities that can easily be tailored to your specific needs. Place is available in two widths (361 and 739 mm, excl. end gables) and three different heights (1003, 1433 and 1863 mm) that can be easily assembled and adapted as needed.

As a step in TreCe's continuous environmental work, Place is delivered in flat packages and can be mounted easily on site.



Anthracite NCS / RAL 7016






# Soft

Design | **Studio Doms**

Storage unit in white pigmented ash veneer or white lacquered MDF. Both models have the same high quality on all sides and comes with robust legs in white pigmented solid ash. Made of carefully selected materials with low environmental impact where all the wood is traceable.

Available in versions of two, three and four storage units. All units are prepared for media storage, with outlets for cables and ventilation. Soft is also available as a wall module.





Olive RAL 6013 Warm grey RAL 7032 Old pink RAL 3014

# Hightower & Popsicle

Design | **Jangir Maddadi**

**NEW**

Popsicle and Hightower are a new series of waste bins designed by Jangir Maddadi. They are the only products we can offer for outdoor use – or indoors if you prefer. The frame is made of galvinised steel sheet that can be lacquered in our standard colours or any RAL colour. Popsicle holds 57L, adapted for waste bags 85-125L and Hightower holds 125L, adapted for waste bags 85-140L.

There are 3 different versions of leg stands for Popsicle, depending on how and where you want to place it. Legs for Hightower are available in 3 different versions, oak legs, stainless steel legs where both have adjustable feet and then a concrete base with 4 stainless steel legs. The wooden legs are only suitable for indoor use but the other options work well outdoors. Naturally it is stainless steel for outdoor use and Swedish steel plate for indoor use, there are also different options for anchoring Popsicle to the foundation.

Swedish steel  
100% recyclable





Olive RAL 6013 Saffron RAL 1017





# Butler

Design | **Jangir Maddadi**

When Jangir designed our new product, Butler, it was not primarily intended as just a waste bin. It would create both identity and a sense of good design where it was placed. A waste bin you do not want to hide, as it both strengthens and beautifies the environment with its peculiar shape. The bin can be placed alone or in a group.

Butler consists of an outer shell in fibreglass with a simple frame of Swedish steel. The shell, which is very shock-resistant, is easy to lift off when changing the waste bag. Butler is ideal for offices, shopping malls, hotels, schools, universities and other public spaces. Butler is made in two sizes, Small 46L and Large 116L.

Swedish steel  
100% recyclable







Anthracite RAL 7016 Old pink RAL 3014 Olive RAL 6013

# Birdie

Design | **Studio Doms**

Flexible recycling piece made of resistant Swedish steel. Available in 11 standard colours and delivered with specially designed symbols for easy sorting. Birdie is made in two sizes and holds 43 L (Birdie 500) and 63 L (Birdie 750). Both have soft closing lids and inlets in stable quality plastic. Birdie is available as floor standing and wall mounted, with matching wall brackets.

Birdie has received many international awards thanks to its unique shape and good design.

Swedish steel  
100% recyclable



Anthracite RAL 7016



# Cloud

Design | **Ebba Hellberg & Sigrid Ljungström**

Cloud is a mobile recycling unit designed to fit into a modern work environment where flexibility and aesthetics are two key factors. A simple and classy design with the characteristic rounded corners and the bold wheels that invite you to move Cloud around. With inlets from both sides, Cloud can be placed against a wall or in the middle of a room.

The frame is available in both laminate and lacquered MDF. Doors and backs in powder-coated steel. Cloud is delivered with pull-out bag holders designed for 85-125 litres bags.

Quality  
tested by  
RISE

Tested in accordance  
with SS-EN 16121:2013  
and A1:2018





Olive NCS/RAL 6013



Wine red RAL 3005  
Warm grey RAL 7032  
Forest green RAL 6020

# Kite

Design | **Annica Doms**

A modular recycling unit designed by Annica Doms. Awarded the Red Dot Design Award for its innovative form. Designed for modularity in different configurations. Kite can be placed against the wall or as a free-standing accent in the room.

The many possible combinations challenges the imagination and inspires creativity. Lids with eight different designs with varying shapes and screen printed symbols for different types of waste. Kite is available in 11 RAL colours and Kite Raw with lids in three standard colours, white, anthracite and olive grey. Kite holds 70 litres, designed for standard bag of 85–125 litres.

More info →

Swedish steel  
100% recyclable



reddot design award  
winner 2012



GERMAN  
DESIGN  
AWARD  
WINNER  
2020



Old pink RAL 3014 Saffron RAL 1017





Anthracite RAL 7016  
Brilliant blue RAL 5023  
Warm grey RAL 7032

## Kite mini

Design | **Annica Doms**

Kite, has retrieved both its name and its appearance from the geometric shape of a kite. The straight angles give a bold and exciting expression, and at the same time harmonise with the room and its shape. The unique form holds angles of 60 °, 90 ° and 120 ° which makes it ideal to place in corners with varying angles. Kite mini has the same shape and is an exact copy of Kite, but in a reduced size. This gives a clear "family feeling" and a uniform expression.

Kite mini is intended for smaller spaces like under desks, hotel rooms or smaller conference rooms. There is also a wall mount for Kite mini, which means that it can be placed on the wall. As single or in pairs to free floor space.

Kite mini is available in 11 RAL colours. Lids in colour white, anthracite or olive grey with 6 different screen printed symbols for recycling. Kite mini holds 10 litres.

Swedish steel  
100% recyclable



Old pink RAL 3014



Wine red RAL 3005

# Hold

Design | **Tengbom**

TreCe, together with Tengbom architects, have developed the recycling bin Hold. A collaboration that started with Tengbom seeing a need for a different and functional recycling bin that could meet the needs of smaller spaces. Conference rooms, hotel rooms, smaller meeting rooms, etc. TreCe was contacted and the result was Hold.

A small and functional bin with a lid that is available in 7 different profiles. There is also a wall mount for Hold, which means that it can be placed on the wall.

Hold is available in 11 RAL colours. 7 different lids with different profiles and text for easy sorting. Adapted bag holder and containers in recycled plastic, available as an accessory. Hold holds 20 litres.

Swedish steel  
100% recyclable





Anthracite RAL 7016



Wine red RAL 3005

## Hold mini

Design | **Tengbom**

Hold mini waste bin is a little brother to Hold.

TreCe has together with Tengbom architects developed the recycling unit Hold. As part of this collaboration, Hold mini has seen the light of day. Hold mini is half the size of its big brother Hold. With only one fraction for sorting, Hold aims to function as a pure wastebasket in conference rooms, hotel rooms, smaller meeting rooms etc. A small and functional bin with one type of inlet and a small container. Hold mini also has a wall bracket, which means that it can be placed on a wall.

### **Sustainability and materials**

Frame in powder coated steel made in Sweden, consists of 20% recycled materials. The steel is 100% recyclable. The powder coating is a good environmental choice as no solvents are used. Inner container in 100% recycled plastic. The inner container is dishwasher safe.

Swedish steel  
100% recyclable





Old pink RAL 3014 Saffron RAL 1017





Warm grey NCS / RAL 7032 Anthracite NCS / RAL 7016

# Ridge

Design | **Studio Doms**

Ridge, with its special expression, becomes a different and expressive feature in the modern office. It gives the impression of an interior detail, not just an recycling station. Standing together Ridge creates a feeling of a city skyline. Details such as bevelled outer edges and a slight distance between the frame and top shows a feel of quality and detail.

A very stable construction that is built of 22 mm MDF and lacquered in 11 standard colours. The stainless steel ramp for easy access of a 140 litres waste bin is not only a practical detail, but also a part of the design that stands out. Ridge is also available in two heights, low and high. What distinguishes low and high is the slope of the upper frame.

Both versions are easily emptied with the door's aximate hinges, 135° opening. Ridge can be ordered with different recycling symbols depending on the purpose and waste.

Quality  
tested by  
RISE

Tested in accordance  
with SS-EN 16121:2013  
and A1:2018



Old pink NCS/RAL 3014 Wine red NCS/RAL 3005 Warm grey NCS/ RAL 7032 Pearl white NCS/RAL 1013



Anthracite RAL 7016

# Clean Dispenser stand

Design | TreCe

Clean is a flexible hand sanitiser dispenser stand. Having good hand hygiene is important to protect both yourself and others from reducing the spread of infection and virus. When TreCe realised that the spread of infection became a problem in society, we began to think about how we could contribute, and came up with our own solution.

A hand sanitiser floor stand, which is based on the customer's needs. Flexibility and simplicity are important to many and we have chosen to focus on that. The foundation is a stand with a stable base, with accessories you need and believe are of importance to yours customers. Two different models of bottle holders (750 ml and 1000 ml) with leaking tray, holders for Tork M1 dispenser, a small bin and a sign for your own message (horizontal A4). The stand consists of perforated holes on the front and back, where you simply hook on the accessories you have chosen in the place you want. In a preschool, you may choose to place the accessories at a lower height than in a high school, for example. Clean is made of Swedish quality steel and powder coated in Anthracite grey colour RAL 7016.

Swedish steel  
100% recyclable





## CombiLine Recycling station

Design | **TreCe**

Ready combined recycling stations that cover the entire waste sorting for both large and small offices. Frames and doors in standard white and worktops in high pressure laminate, anthracite. Stainless steel handles are standard.

All drawers with soft closing and full extension that can withstand loads up to 35 kilos.

There are four ready combined recycling stations. Recycling station 2 is shown in the picture above. Complete with environmental symbols and suitable containers from our range of accessories.

If you prefer to combine your own station, see modules under CombiLine Recycling unit. (page 126)



# Wall mounted storage

Design | **TreCe**

Build your own wall mounted storage from shelves, rails and brackets.

Shelves are available in standard white. Select the desired depth and combine with wall rails or hanging rails with associated support strip. Contact TreCe if you want other material on your shelves.



# Drawing cabinet

Design | **TreCe**

White laminated frame with white lacquered fronts with stainless steel handles. Drawers have rails with integrated hubs that make them easy to handle which makes the storage more functional and versatile.



Tested in accordance  
with SS-EN 16121:2013  
and A1:2018





# Archive shelf **Pine**

Design | **TreCe**

Archive shelf in massive lacquered pine. Stable construction that is easy to move and adjust.

Archive shelf pine is available as a complete start section which then can be supplemented with add-on sections. Max load 100 kg/shelf.



## Archive Steel/Pine

Robust, flexible archive for efficient storage of large quantities. Gables and shelves in steel can hold high loads, 50-120 kg per shelf at distributed load. It's also possible to customise the archive so it can hold even more weight. Choose between steering wheel, power steering or handle.

Lacquered sheet steel as shown above or with side panels and shelves in solid varnished pine.

Can be adapted to different archive formats, for example landscape A4 or portrait A4. The height, width or length of the system can be easily adjusted as required.

## Selected references





Architect: Katarína Söderström-Liljevall, Photograph: Anna Kirstindóttir

















**Dimensions:** Width x Height (incl. plinth). x Depth. **Frame and front:** 16 mm. **Plinth:** 143 mm. All doors are right-hung as standard.

# Space Storage

Space storage and modules provide space for personal and public storage. Flexible modules designed for personal storage in offices and in public environments. Space is easy to fit in thanks to its uniform and well-thought-out design. The well-crafted details such as doors in a comprehensive design create a seamless and stylish feeling. This is also reflected in the fact that Space is a sustainable choice as it is approved according to Möbelfakta, consists of sustainable materials, manufactured with social responsibility and quality tested at RISE.

The modules in the Space series are created to fit together, so you can let your imagination flow freely when you build your unique solution. Choose between three heights on the frame and four different heights on doors. Frames in standard white or lacquered in any NCS colour. Doors in lacquered MDF, optional NCS colour, which has a comprehensive design. There are also twelve ready-made modules to choose from. Discover the entire series within Space, which consists of storage cabinets, storage lockers, benches, seating modules, shoe shelves, drawers, wardrobes and modules with recessed electricity.

## Locks and closing

We offer different types of locks and closings for doors, such as electronic RFID locks, code locks, cabinet locks, padlock fittings and push-to-open. For network-based locks, contact TreCe for individual advice.

## Accessories

For Space storage lockers/units there are accessories such as removable shelves, clothes rail, mirror, hook, carpet, cork box Stuff and Office products. Integrated electricity for charging computers/mobile phones is also available as an option.

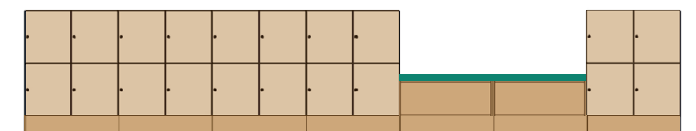

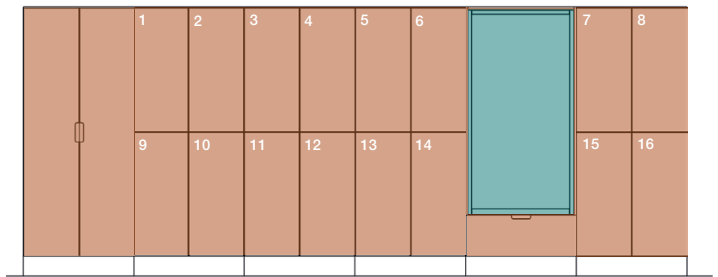
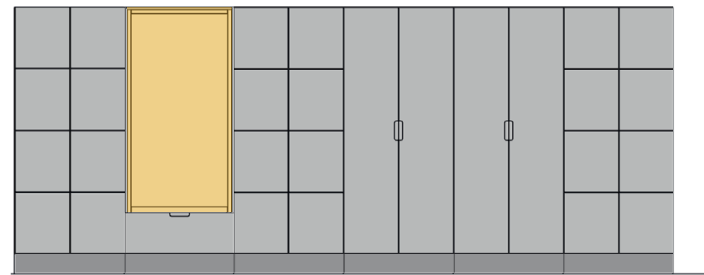
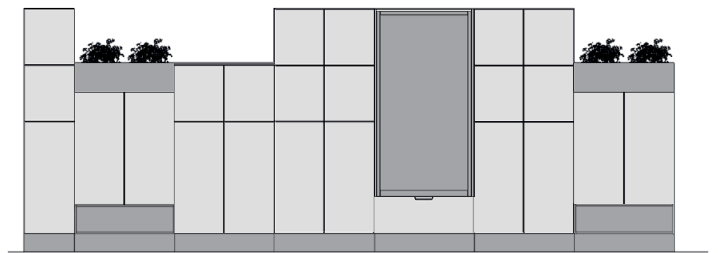
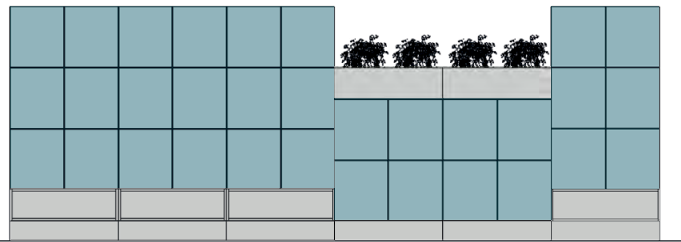
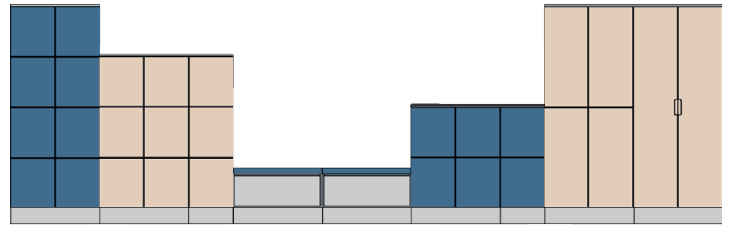
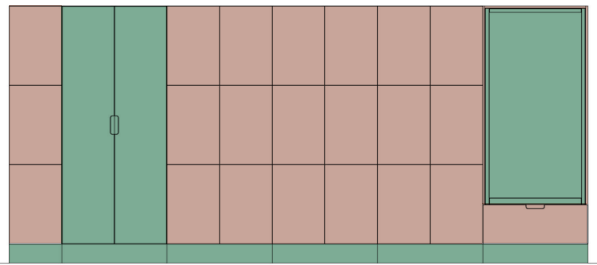
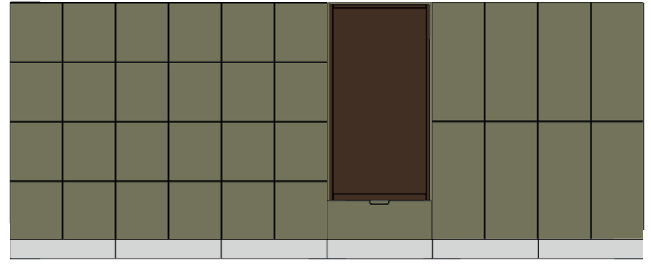
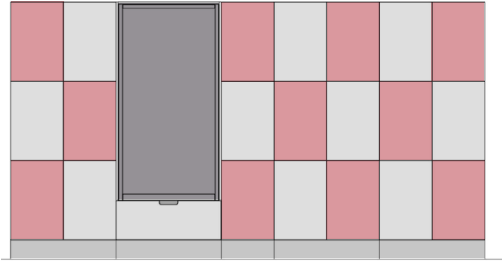
## Customisation

If you want to put your own touch on furniture, Space can be customised in both materials and dimensions. Contact TreCe for advice and a quote.



**Dimensions:** Width x Height (incl. plinth). x Depth. **Frame and front:** 16 mm. **Plinth:** 143 mm. All doors are right-hung as standard.

## Space Combinations



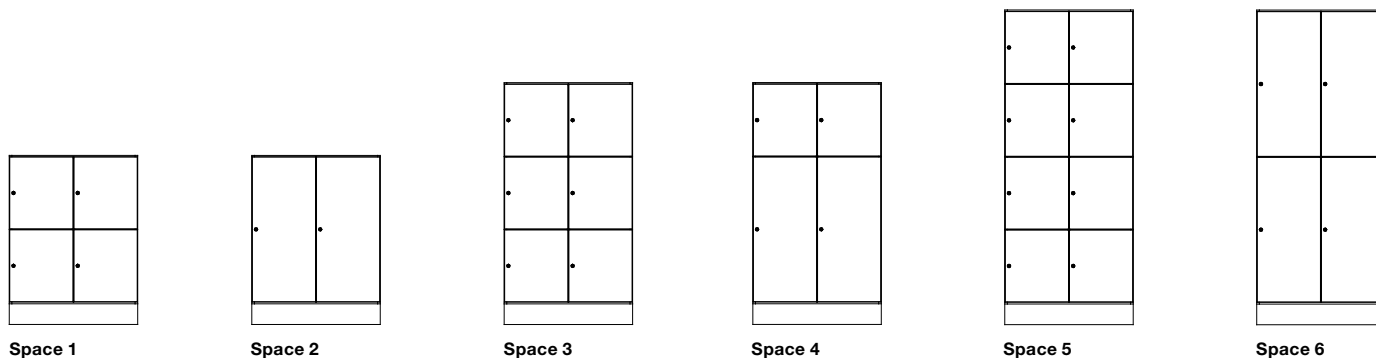
**Dimensions:** Width x Height (incl. plinth). x Depth. **Frame and front:** 16 mm. **Plinth:** 143 mm. All doors are right-hung as standard.

### Finished modules – model double including cabinet locks

**Inside dimensions/locker:** Space door/locker low 363x424x454 mm. **Inside dimensions/locker:** Space door/locker high 363x864x454 mm.

**Cabinet** locks included in the finished modules, incl. 2 keys. **Frame, plinth and divider** in white MFC laminate, 16 mm with 0,8 mm straight ABS-lipping.

**Fronts** in 16 mm MDF, NCS S 0500-N, white.



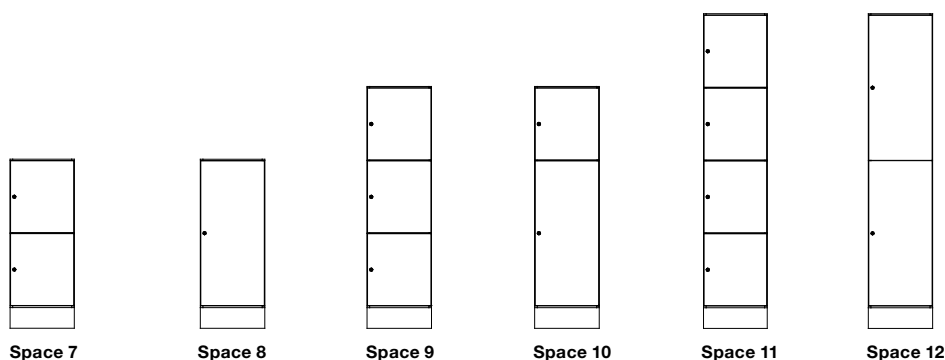
Name, finished modules	Size	White
Space 1 double low, 4 door low	790x1039x470	208111
Space 2 double low, 2 door high	790x1039x470	208112
Space 3 double middle, 6 door low	790x1487x470	208113
Space 4 double middle, 2 door low + 2 door high	790x1487x470	208114
Space 5 double high, 8 door low	790x1936x470	208115
Space 6 double high, 4 door high	790x1936x470	208116

### Finished modules – model single including cabinet lock

**Inside dimensions/locker:** Space door/locker low 363x424x454 mm. **Inside dimensions/locker:** Space door/locker high 363x864x454 mm.

**Cabinet** locks included in the finished modules, incl. 2 keys. **Frame, plinth, back and divider** in white MFC laminate, 16 mm with 0,8 mm straight ABS-lipping.

**Fronts** in 16 mm MDF, NCS S 0500-N, white.



Name, finished modules	Size	White
Space 7 single low, 2 door low	395x1039x470	208117
Space 8 single low, 1 door high	395x1039x470	208118
Space 9 single middle, 3 door low	395x1487x470	208119
Space 10 single middle, 1 door low+1 door high	395x1487x470	208120
Space 11 single high, 4 door low	395x1936x470	208121
Space 12 single high, 2 door high	395x1936x470	208122


\*If you would like other lock types, contact TreCe.



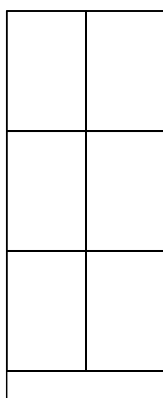
**Dimensions:** Width x Height (incl. plinth). x Depth. **Frame and front:** 16 mm. **Plinth:** 143 mm. All doors are right-hung as standard.

## New in the Space family

**Internal dimensions/locker, Space door middle:** W363xH573xD454 mm.



**Space 13**  
Space frame single high/3 with fixed shelves and Space door middle.



**Space 14**  
Space frame double high/3 with fixed shelves and Space door middle.

Space personal storage has been expanded by an additional door height, which we have chosen to name "middle". This door size only fits Space frame high/3, which like the other units is available in a single and double version. Space door middle is available with several different lock types and can be fitted with a letterbox. Internal dimensions/locker: Space door middle: W363xH573xD454 mm.

Space is now also available as a storage series with working height counters, in height 882 mm. Frames in single and double modules that can be freely combined with shelves, doors, partition panels and drawers in several variants.

The Space storage series also has its own recycling units. Choose freely from one of the ready-made modules or put together your own version. Suitable bag holder is available as an accessory. Inlets are also available in the top cover at an additional cost. Ready-made modules with a front inlet have a pull-out bag holder inside the door, recommended waste bags 85-125 L. The fronts are seamless with push open fittings.



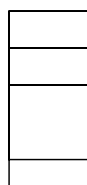
**Space**  
frame counter single  
1x Shelf single




**Space**  
frame counter single  
1x Shelf single  
1x Door single




**Space**  
frame counter single  
2x Drawer High single



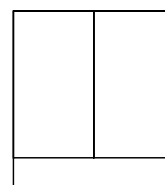
**Space**  
frame counter single  
2x Drawer Low single  
1x Drawer High single




**Space** frame counter double  
1x Shelf double



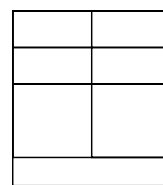
**Space** frame counter double  
1x Partition panel  
2x Shelf single



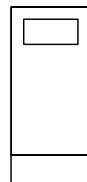
**Space** frame counter double  
1x Shelf double  
1x Pair door double



**Space** frame counter double  
2x Drawer High double



**Space** frame counter double  
1x Partition panel  
4x Drawer Low single  
2x Drawer High single



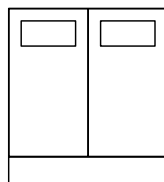
**MDS**  
395x882x470



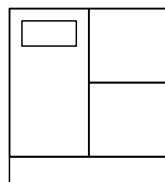
**MDS/2L**  
395x882x470



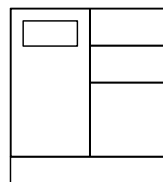
**MDS/3L**  
395x882x470



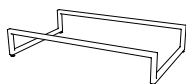
**MDD**  
790x882x470



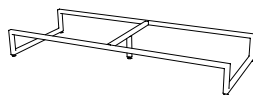
**MDD/2L**  
790x882x470



**MDD/3L**  
790x882x470



**Space** Space double leg stand  
789x143x469

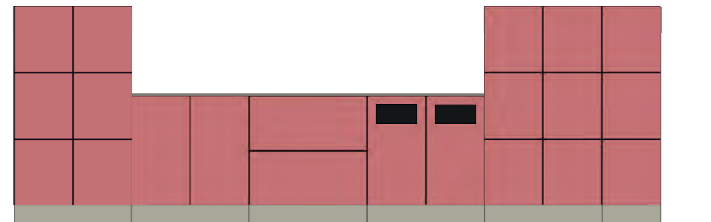
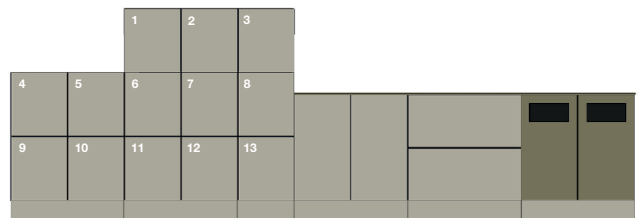
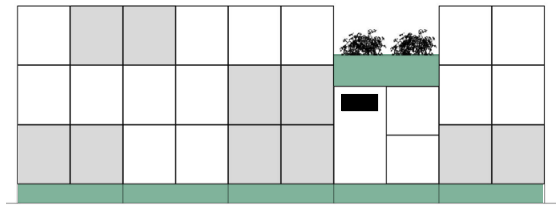
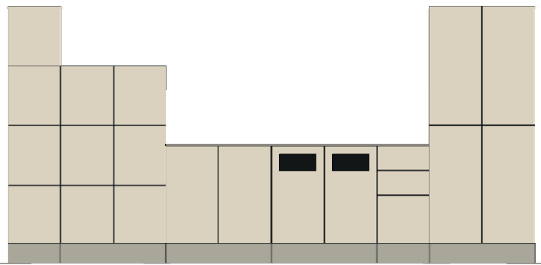

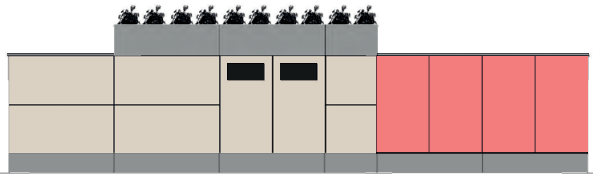
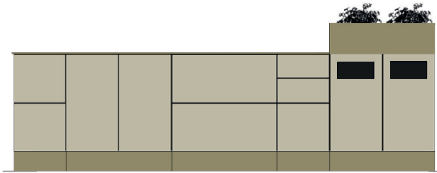
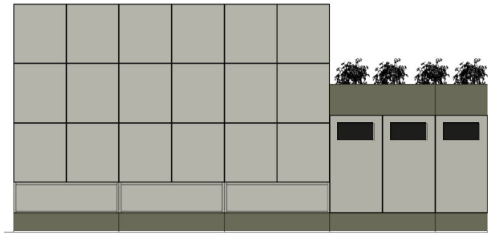
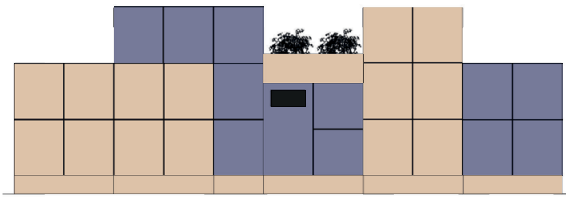


**Space** triple leg stand  
1184x143x469

Plinths can be replaced with leg stands available in two sizes, double and triple. Choose from our 11 standard colours.

**Dimensions:** Width x Height (incl. plinth). x Depth. **Frame and front:** 16 mm. **Plinth:** 143 mm. All doors are right-hung as standard.

## Space Combinations



**Dimensions:** Width x Height (incl. plinth). x Depth. **Frame and front:** 16 mm. **Plinth:** 143 mm. All doors are right-hung as standard. **Inside dimensions/locker:** Space door/locker low: W363xH424xD454 mm. **Inside dimensions/locker:** Space door/locker middle: W363xH573xD454mm. **Inside dimensions/locker:** Space door/locker high: W363xH864xD454 mm. NCS refers to product lacquered in one optional NCS colour.

## Frames

Name	Size	White	NCS
Space Frame single low	395x1039x470	201108	201118
Space Frame single middle	395x1487x470	201109	201119
Space Frame single high	395x1936x470	201110	201120
Space Frame double low	790x1039x470	201111	201121
Space Frame double middle	790x1487x470	201112	201122
Space Frame double high	790x1936x470	201113	201123
Space frame single high/3*	395x1936x470	201124	201125
Space frame double high/3*	790x1936x470	201126	201127
Space frame wardrobe	790x1936x470	204110	204120

**White:** MFC laminate. **NCS:** Lacquer any NCS.

Clothes rail included in Space frame wardrobe, double doors ordered separately.

\* Module adapted for Space door middle, 3 doors in height

## Shelves

Name	Size	White	NCS
Space shelf single fixed	363x16x451	205009	205019
Space shelf single movable*	363x16x385	205010	205020
Space shelf double fixed	371x16x451	205011	205021
Space shelf double movable*	371x16x385	205012	205022
Space shelf wardrobe, fixed	755x19x451	205031	205041

**White:** MFC laminate. **NCS:** Lacquer any NCS.

\*Drawn front.

## Drawer/Hatch

Name	Size	NCS
Space drawer, 100% expansion, 35 kg, RFID* (with high sides)	392x446x450	208060
Space drawer, 100% expansion, 35 kg, RFID* (with low sides)	392x446x450	208061
Space hatch door wardrobe, opens downwards (milled-in handles, Gas spring)	788x296x16	204071

**NCS:** Lacquered MDF, any NCS.

\* RFID locks will be added separately.



Space drawer, high sides.



Space hatch door wardrobe.

## Doors

Name	Size	NCS
Space door low, cabinet lock	393x446x16	202121
Space door low, RFID*	393x446x16	202122
Space door low, lock+mail	393x446x16	202123
Space door low, padlock fitting*	393x446x16	202124
Space door low, RFID+mail*	393x446x16	202125
Space door low, push-out	393x446x16	202126
Space door high, cabinet lock	393x595x16	202141
Space door high, RFID*	393x595x16	202142
Space door high, lock+mail	393x595x16	202143
Space door high, padlock fitting*	393x595x16	202144
Space door high, RFID+mail*	393x595x16	202145
Space door high, push-out	393x595x16	202146
Space door high, cabinet lock	393x894x16	203121
Space door high, RFID excl. lock**	393x894x16	203122
Space door high, cabinet lock + mail	393x894x16	203123
Space door high, padlock fitting**	393x894x16	203124
Space door high, RFID excl. lock+mail**	393x894x16	203125
Space door high, push open	393x894x16	203126
Space door high, with inlet***	392x894x16	203129

**NCS:** Lacquered MDF, any NCS

Detail images of locks see page 71.

\*\* Padlocks and RFID locks are ordered separately Contact TreCe.

\*\*\* Inlet: W:270 x H:125 mm.

Cover plate inside door, lacquered in RAL 9016.

Contact TreCe if you want numbering on doors.



Mail inlet

## Doors wardrobes

Name	Size	NCS
Space door wardrobe low, cabinet lock	393x1342x16	204061
Space door wardrobe low, RFID excl. lock*	393x1342x16	204062
Space door wardrobe low, cabinet lock +mail	393x1342x16	204063
Space door wardrobe low, padlock fitting*	393x1342x16	204064
Space door wardrobe low, RFID excl. lock +mail*	393x1342x16	204065
Space door wardrobe low, push-out	393x1342x16	204066
Space door wardrobe high, cabinet lock	393x1790x16	204051
Space door wardrobe high, RFID excl. lock*	393x1790x16	204052
Space door wardrobe high, padlock fitting	393x1790x16	204054
Space door wardrobe high, push-out	393x1790x16	204056
Space double doors wardrobes, milled-in handles	786x1790x16	204140

**NCS:** Lacquered MDF, any NCS

Detail images of locks see page 69.

\* Padlocks and RFID locks are ordered separately

Contact TreCe if you want numbering on doors.



**Dimensions:** Width x Height (incl. plinth). x Depth. **Frame and front:** 16 mm. **Plinth:** 143 mm. All doors are right-hung as standard.  
NCS refers to product lacquered in one optional NCS colour.

## Open shelf/bench



Name	Size	NCS
Space open shelf/bench, single	395x298x487	208092
Space open shelf/bench, double	790x298x487	208091
Space shelf movable, single	363x16x469	205052
Space shelf movable, double	758x16x469	205051

Aligned with fronts.

**NCS:** Lacquered MDF, any NCS

Seat height 441 mm, incl. plinth.

Cushions and fabric are ordered separately, contact TreCe.

## Storage box open/Flower box



Name	Size	Art no.
Space storage box open single	395x232x487	209093
Space storage box open double	790x232x487	209091
Space storage box open single, back to back	395x232x976	209092
Plastic box 19L, for plants	446x190x354	209099

Aligned with fronts. **NCS:** Lacquered MDF, any NCS.

The unit is not water resistant.

Plastic box: Fits two in Space box open/flower box

Carpets, see accessories page 69.

## Shoe shelf



Name	Size	NCS
Space open shoe shelf, single	395x232x487	207092
Space open shoe shelf, double	790x232x487	207091

Aligned with fronts.

**NCS:** Lacquered MDF, any NCS.

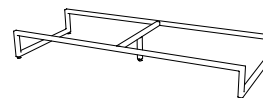
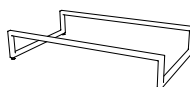
Carpets, see accessories page 69.

## Plinth

Name	Size	White	NCS
Space plinth, single	395x143x430	208072	208082
Space plinth, double	790x143x430	208071	208081

**White:** MFC laminate. **NCS:** Lacquer any NCS.

## Leg stand



Name	Colour	Size	Art no.
Space double leg stand	RAL 9010	789x143x469	209101
Space double leg stand	RAL 7032	789x143x469	209102
Space double leg stand	RAL 7016	789x143x469	209103
Space double leg stand	RAL 5023	789x143x469	209104
Space double leg stand	RAL 1013	789x143x469	209105
Space double leg stand	RAL 6013	789x143x469	209106
Space double leg stand	RAL 6020	789x143x469	209107
Space double leg stand	RAL 8014	789x143x469	209108
Space double leg stand	RAL 1017	789x143x469	209109
Space double leg stand	RAL 3014	789x143x469	209110
Space double leg stand	RAL 3005	789x143x469	209111
Space triple leg stand	RAL 9010	1184x143x469	209121
Space triple leg stand	RAL 7032	1184x143x469	209122
Space triple leg stand	RAL 7016	1184x143x469	209123
Space triple leg stand	RAL 5023	1184x143x469	209124
Space triple leg stand	RAL 1013	1184x143x469	209125
Space triple leg stand	RAL 6013	1184x143x469	209126
Space triple leg stand	RAL 6020	1184x143x469	209127
Space triple leg stand	RAL 8014	1184x143x469	209128
Space triple leg stand	RAL 1017	1184x143x469	209129
Space triple leg stand	RAL 3014	1184x143x469	209130
Space triple leg stand	RAL 3005	1184x143x469	209131

**Space double leg stand:** Steel leg stand with adjustable feet, 4 legs. Fits Space double frame.

Delivered not fitted to cabinet, leg stand must be adjusted in height before cabinet is lifted on.

**Space triple leg stand:** Steel leg stand with adjustable feet, 5 legs (1 support leg in the middle). Fits

1x Space double frame + 1x Space single frame. Delivered not fitted to cabinet, leg stand must be

adjusted in height before cabinet is lifted on..

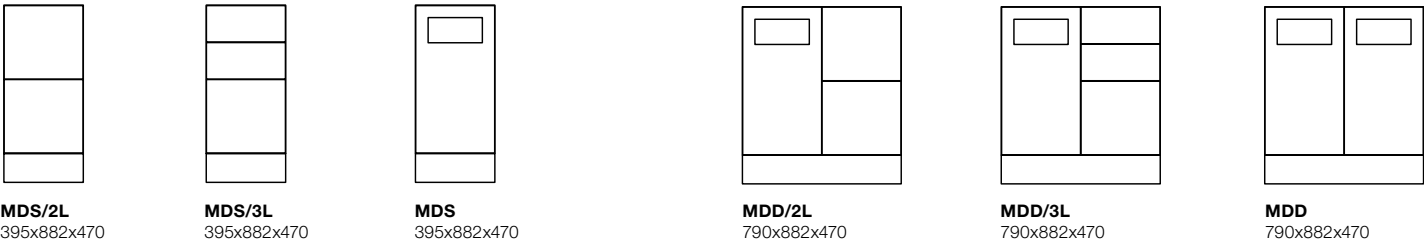
## Colours

RAL 9010 White	RAL 7032 Warm grey	RAL 7016 Anthracite	RAL 5023 Brilliant blue	RAL 1013 Pearl White	RAL 6013 Olive
RAL 6020 Forest green	RAL 8014 Chocolate	RAL 1017 Saffron	RAL 3014 Old Pink	RAL 3005 Wine red	

**Dimensions:** Width x Height (incl. plinth). x Depth. **Frame and front:** 16 mm. **Plinth:** 143 mm. All doors are right-hung as standard.

Space recycling units finished modules

Hight: 882 mm



Name	Size	White
Space Recycling unit MDS/2L	395x882x470	200101
Space Recycling unit MDS/3L	395x882x470	200102
Space Recycling unit MDS*	395x882x470	200103

*\*Inlet: W:270 x H:125 mm.  
Cover plate inside door, lacquered in RAL 9016.  
Pull-out bag holder is included. Waste bags 85-125 L is recommended..*

Drawers with 100% extension, max load weight 35 kg with push open fittings.  
Inside dimensions drawer low: W325 x H127 x D420 mm  
Inside dimensions drawer high: W325 x H311 x D420 mm.

Name	Size	White
Space Recycling unit MDS/2L	790x882x470	200111
Space Recycling unit MDS/3L	790x882x470	200112
Space Recycling unit MDS*	790x882x470	200113


*Cover plate inside door, lacquered in RAL 9016.  
Pull-out bag holder is included. Waste bags 85-125 L is recommended.*

Drawers with 100% extension, max load weight 35 kg with push open fittings.  
Inside dimensions drawer low: W325 x H127 x D420 mm  
Inside dimensions drawer high: W325 x H311 x D420 mm.


Recycling container

Name	Fits	Size	Art no.
Recycling container 21L	Drawer high	265x275x375	820927
Recycling container 19L	Drawer high	230x283x330	820919
Recycling container 10L	Drawer high	255x283x165	820918
Recycling container 19L	Drawer high	446x190x354	209099


Space symbol, foiled, white or anthracite




WASTE




PLASTIC




BOTTLES  
CANS




BOTTLES




CARTON




CLEAR GLASS




COLOURED GLASS



METAL



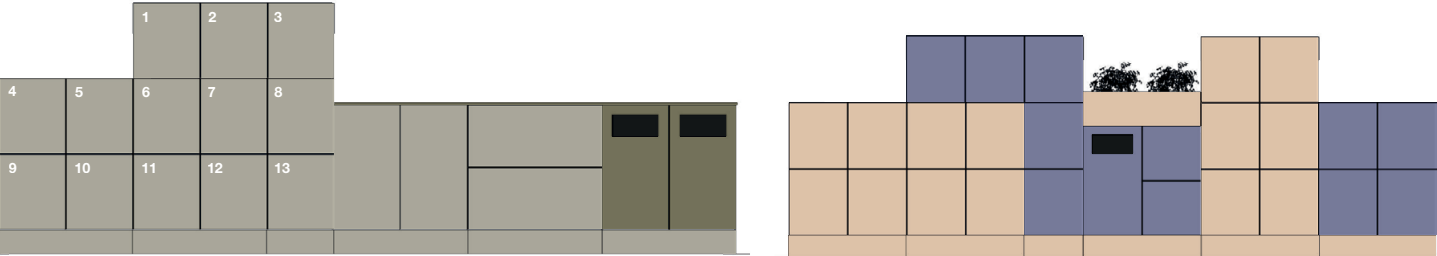
PAPER



ORGANIC


Colour										
White	209160	209161	209162	209163	209164	209165	209166	209167	209168	209169
Anthracite	209170	209171	209172	209173	209174	209175	209176	209177	209178	209179

Contact TreCe if you would like other symbols or text in a different language.




**Dimensions:** Width x Height (incl. plinth). x Depth. **Frame and front:** 16 mm. **Plinth:** 143 mm. All doors are right-hung as standard.  
NCS refers to product lacquered in one optional NCS colour.

## Frames



Frame counter single



Frame counter double

Name	Size	White	NCS
Space frame counter single	395x882x470	201128	201129
Space frame counter double	790x882x470	201130	201131

## Partition panel

Name	Size	White	NCS
Space double partition panel counter	16x704	201140	201141

## Shelves

Name	Size	White	NCS
Space single shelf counter	363x16	201150	201151
Space double shelf counter*	758x16	201152	201153

\* Lamellar core

## Space with integrated electricity

Space can be supplemented with power strips in Aluminium for electricity. USB port with 2 sockets can also be mounted in the rail.

## Accessories

Power cable with connection, extension cable and quick connectors/T-connection (max. 300 watts/socket). Frames prepared for electrical duct and power strip. Contact TreCe for information.

## Doors

Name	Size	NCS
Space door counter, push open	392x734x16	204001
Space door counter, with inlet*	392x734x16	204002
Space pair doors, push open	788x734x16	204003

Cover plate inside door, lacquered in RAL 9016.

\*Inlet: W:270 x H:125 mm

## Drawers

Name	Size	NCS
Space counter single drawer low	393x182x466	208066
Space counter single drawer high, high sides	393x182x466	208067
Space counter single drawer high, high sides	393x182x466	208068
Space counter double drawer low	788x182x466	208076
Space counter double drawer high, with railing	788x182x466	208077
Space counter double drawer high, high sides	788x182x466	208078

Drawers with 100% extension, max load weight 35 kg with push open fittings.

Inside dimensions drawer low: W325 x H127 x D420 mm

Inside dimensions drawer high: W325 x H311 x D420 mm.

## Bag holder

Name	Size	White	NCS
Space Bag holder	RAL 9001, white	355x412	209029

Recommended waste bags 85-125 L





**Dimensions:** Width x Height (incl. plinth). x Depth. **Frame and front:** 16 mm. **Plinth:** 143 mm. All doors are right-hung as standard.

## Cover panels

Name	Size	NCS
<i>For frames personal storage</i>		
Space cover panel single, low	490x1039x16	206021
Space cover panel single, middle	490x1487x16	206022
Space cover panel single, high	490x1936x16	206023
<i>When placed back to back</i>		
Space cover panel double, low	980x1039x16	206521
Space cover panel double, middle	980x1487x16	206522
Space cover panel double, high	980x1936x16	206523
<i>For counters</i>		
Space cover panel single, counter	490x882x16	206024
Space cover panel double, counter	980x882x16	206524

**NCS:** Lacquered MDF, any NCS.

## Top cover


Name	Size	Thickness	NCS
Space top cover panel single	490	16	207021
<i>When placing modules back to back</i>			
Space top cover panel double	980	16	207022

**NCS:** Lacquered MDF, any NCS.

## Master key

Name	Lock type	Art no.
Master key	Cabinet locks	840913

## Alternative locks, addition



Padlock fittings, excluding padlocks.



Cabinet lock incl. 2 keys as standard.



RFID-locks EM or Mifare.



Code lock/personal storage.

Name	Info
Code lock	For personal storage
RFID-locks	For personal/public storage
Coin lock	

## Top cover in compact laminate

Name	Colour	Depth	Thickness	Art no.
Space top cover single	F2255 White	490	10	209140
Space top cover single	F2297 Anthracite	490	10	209141
Space top cover single	F5342 Olive	490	10	209142
<i>When placed back to back</i>				
Space top cover double	F2255 White	980	10	209143
Space top cover double	F2297 Anthracite	980	10	209144
Space top cover double	F5342 Olive	980	10	209145

Contact TreCe if you would like the top cover in another material.

## Inlets for top cover, compact laminate

Name	Size	Art no.
Space top cover inlet square	220x220	209150
Space top cover inlet custom	Max. size 220 x 260	209151

## Accessories



Anchor hook.



Stuff cork box and shelf keep smaller items organised.

Name	Material	Size	Art no.
Space single clothes rail	Aluminium	356	209009
Space double clothes rail	Aluminium	371	209010
Hook, for clothes rail	Alu look		830006
Anchor hook, fixed above panel	Alu look		830899
Stuff cork box	Cork	90x44x347	890101
Stuff shelf cork box	White aluminium	97x80x350	890201
Space single carpet	Black rubber	362x454	209026
Space single carpet shoe shelf	Black rubber	363x475	209023
Space single carpet open drawer	Black rubber	363x944	209025
Space double carpet	Black rubber	370x454	209027
Space double carpet wardrobe	Black rubber	757x454	209028
Space double carpet shoe shelf	Black rubber	758x475	209022
Space double carpet open drawer	Black rubber	773x455	209024

Dimensions: Width x Height x Depth.

# Office

## Personal Storage

Office is a product family designed to meet the needs of the modern office. Smart solutions that focus on function and with a low environmental impact. Made from needled felt with 7% wool, 93% polyester, and with details in untreated leather.

- Sustainability & Material**
- The felt meets Oekotex 100, class I (Products for children up to 3 years)
  - Untreated leather
  - Free from prohibited azo dyes, carcinogenic and allergenic dyes, phthalates, formaldehyde, pesticides, heavy metals, certain chlorine and tin organics, biologically active products and flame retardants.



### Office Bag

Available in two colours, anthracite and light grey. Made of needled felt with 7% wool and 93% polyester. Leather details.

- Several compartments.
- Business card holder in leather.
- Pen holder in leather.

Name	Size	Anthracite	Light grey
Office Bag	360x310x170	830808	830818

**Dimensions:** Width x Height x Depth.

## Office Backpack, 15 litres

Needled felt with 7% wool, 93% polyester and leather details.

- Handle
- Magnetic closure with 2 positions, hidden in the lining
- Business card holder in leather
- Adjustable shoulder straps with details in leather
- Push buttons on the side for adjusting the depth
- Water resistant bottom
- Integrated rain cover hidden in the bottom with zipper.
- Holds 15L
- Laptop compartment
- Pen holder in leather for 3 pens
- Pocket for accessories



Name	Size	Anthracite
Office Backpack, 15 L	310x400x135	830500

## Office Sleeve

Laptop case suitable for most laptop computers. Needled felt with 7% wool and 93% polyester. Leather details and top opening with velcro close.

Name	Fits	Size	Anthracite	Light grey
Office Sleeve S	13,3"	250x360	830700	830710
Office Sleeve M	13,3"-14,5"	280x400	830701	830711
Office Sleeve L	14,5"-15,6"	310x440	830720	830721



## Office Pouch

Practical small bag in needled felt with 7% wool and 93% polyester, for cables, keys, USB-sticks etc. Zipper with details in untreated leather.

Name	Size	Anthracite	Light grey
Office Pouch	175x160x50	830600	830610



## Accessories

### Hanger, Office bag

Practical hanger that is easily attached to the table top. Folds together after use and easily stored in your pocket.

Name	Size	Art no.
Bag hanger, mobile	Ø 35 mm	830880





**Dimensions:** Width x Height x Depth. **Frame:** 19 mm. **Front:** 16 mm.

NCS refers to product lacquered in one optional NCS colour.

Mounting strip is included in all wall mounted products.


# CombiLine

## Lockers

Lockers for personal or public storage. Doors are available with different types of locks and closures. It is also possible to have doors with mail-inlets. The storage compartments are highly adaptable and fits in most spaces.

Frames and fronts are available in standard white or lacquered in any NCS colour. Choose between different heights of frame and doors. Standard widths: 310, 605 and 900 mm. Alternative locks can be ordered at additions, see page 77.

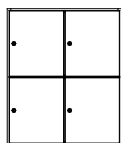
This storage series can be customised.



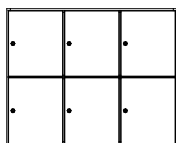
Two lockers FF60/10 combined with two wardrobes KLE60. Depth 370 mm. All with cabinet locks.

### CombiLine Lockers Wall

**Size inside locker:** 274x333x358 mm. **Locks** incl. 2 keys.



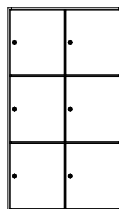
**FFV60/4**  
605x723x370



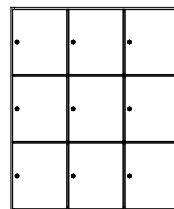
**FFV90/6**  
900x723x370

**Height 723 mm, Depth 370 mm**

Name	White	NCS	Beech	Birch	Oak
FFV60/4	841242	849242L	843242	845242	847242
FFV90/6	841243	849243L	843243	845243	847243



**FFV60/6**  
605x1075x370



**FFV90/9**  
900x1075x370

**Height 1075 mm, Depth 370 mm**

Name	White	NCS	Beech	Birch	Oak
FFV60/6	841252	849252L	843252	845252	847252
FFV90/9	841253	849253L	843253	845253	847253

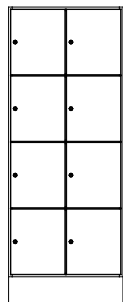
**Dimensions:** Width x Height x Depth. **Frame:** 19 mm. **Front:** 16 mm. **Plinth:** 157 mm  
NCS refers to product lacquered in one optional NCS colour.

## CombiLine Lockers Floor


**Size inside locker:** 274x333x358 mm. **Locks** incl. 2 keys.



**FF30/4**  
310x1584x370



**FF60/8**  
605x1584x370



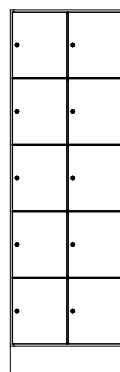
**FF90/12**  
900x1584x370

**Height 1584 mm, Depth 370 mm**


Name	White	NCS	Beech	Birch	Oak
FF30/4	841231	849231L	843231	845231	847231
FF60/8	841232	849232L	843232	845232	847232
FF90/12	841233	849233L	843233	845233	847233



**FF30/5**  
310x1936x370



**FF60/10**  
605x1936x370




**FF90/15**  
900x1936x370

**Height 1936 mm, Depth 370 mm**

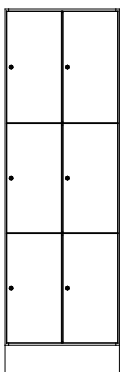
Name	White	NCS	Beech	Birch	Oak
FF30/5	841221	849221L	843221	845221	847221
FF60/10	841222	849222L	843222	845222	847222
FF90/15	841223	849223L	843223	845223	847223

## CombiLine Lockers Floor

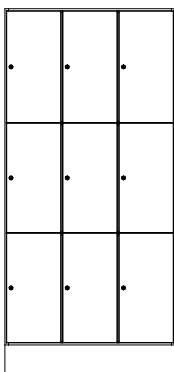
**Size inside locker:** 274x567x558 mm. **Locks** incl. 2 keys.



**FF30/3**  
310x1936x570



**FF60/6**  
605x1936x570



**FF90/9**  
900x1936x570

**Height 1936 mm, Depth 570 mm**

Name	White	NCS	Beech	Birch	Oak
FF30/3	841211	849211L	843211	845211	847211
FF60/6	841212	849212L	843212	845212	847212
FF90/9	841213	849213L	843213	845213	847213

## Accessories

Name	Fits	Size	Art no.
Mail shelf, acrylic		Depth 370 mm	810919
Mail inlet		Height 22 mm	840911
Stuff cork box		90x44x347	890101
Stuff shelf cork box		97x80x350	890201
Carpet, black, fine ribbed rubber	Depth 570	270x550x3	840950
Mirror, door		230x400	840912

## Shelves

**Width/Depth: 30/370 mm and 30/570 mm**

Name	White	NCS	Beech	Birch	Oak
Shelves 30/370	841916	849916L	843916	845916	847916
Shelves 30/570	821913	829913L	823913	825913	827913

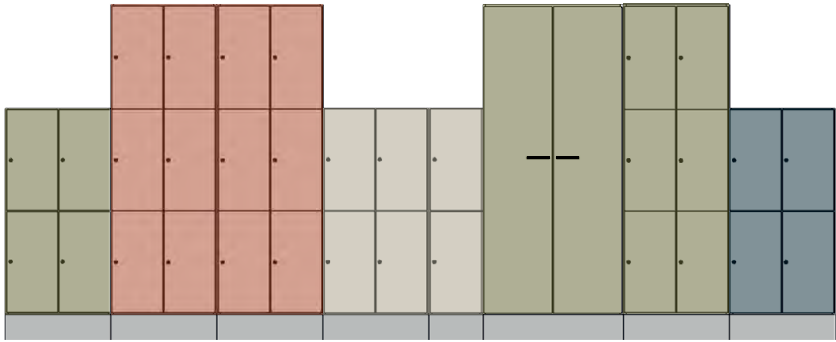
## Master key

Name	Lock type	Art no.
Master key	Cabinet locks	840913

## Alternative locks, addition

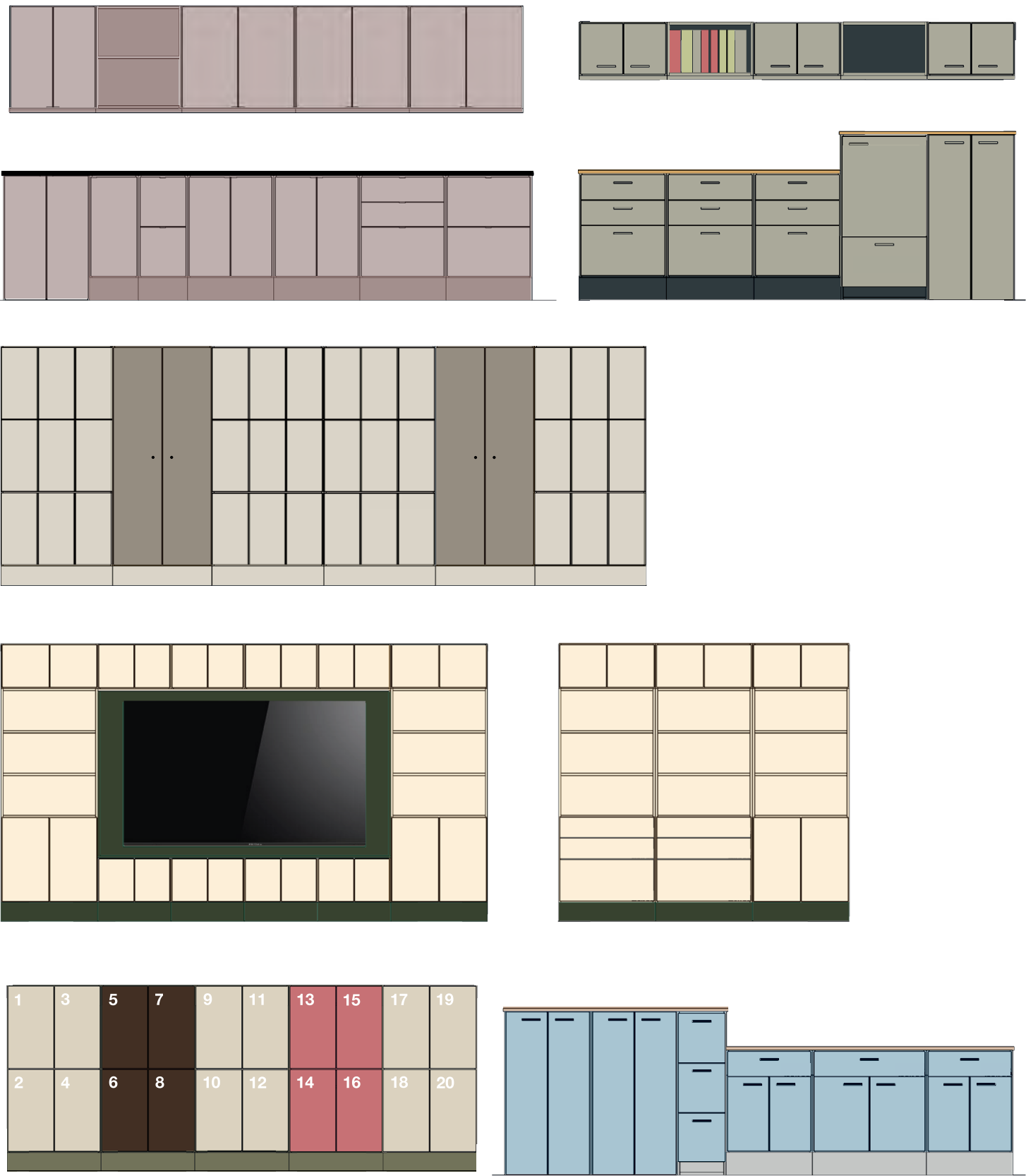
Name	Art no.
Padlock fitting	Black (padlock not incl.) 830915
Combination lock	Black, for personal storage
RFID-lock	For personal/public storage
Coin lock	

CombiLine combinations





CombiLine combinations



**Dimensions:** Width x Height x Depth (height incl. plinth). **Frame:** 19 mm. **Front:** 16 mm. **Plinth:** 157 mm.  
NCS refers to product lacquered in one optional NCS colour.


# CombiLine

## Wardrobe

Space efficient lockable wardrobes designed to blend into the work environment. Clothes rail and hat rack always included as standard. Doors are available with different types of locks and closures.

Frames and fronts are available in standard white or lacquered in any NCS colour. Choose between different standard widths: 310, 605 and 900 mm.

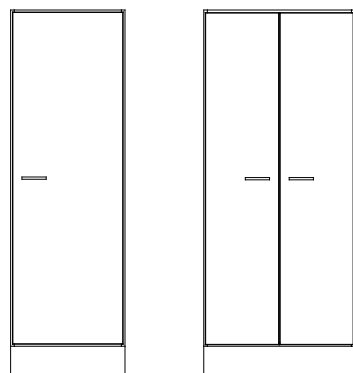
This series can be customised. Clothes rail and hat rack are always included as standard. Master key for all locks can be ordered separately. Standard height: 1936 mm.



Two lockers FF60/6 combined with two wardrobes KLD60, all with RFID-locks.

### CombiLine Wardrobe Floor

Hat rack and clothes rail included.  
Cabinet locks not included, available as accessory for KL60.



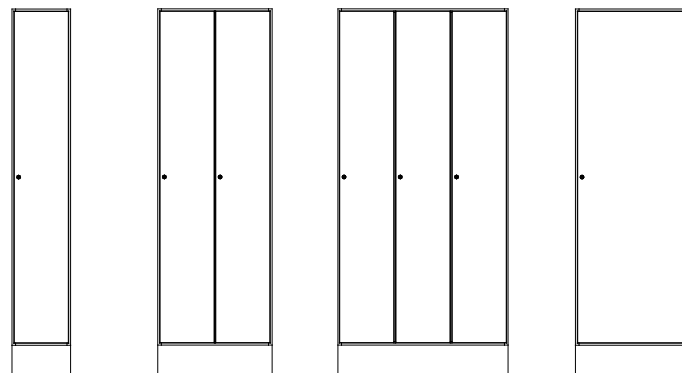
**KL60**  
605x1936x570

**KL80**  
800x1936x570

Height 1936 mm, Depth 570 mm

Name	White	NCS	Beech	Birch	Oak
KL60	841115	849115L	843115	845115	847115
KL80	841116	849116L	843116	845116	847116

Hat rack, clothes rail and cabinet lock with 2 keys are included.



**KLE30**  
310x1936x570

**KLD60**  
605x1936x570

**KLT90**  
900x1936x570

**KLE60**  
605x1936x370

Height 1936 mm, Depth 570 mm

Name	White	NCS	Beech	Birch	Oak
KLE30	841111	849111L	843111	845111	847111
KLD60	841112	849112L	843112	845112	847112
KLT90	841113	849113L	843113	845113	847113

Height 1936 mm, Depth 370 mm

Name	White	NCS	Beech	Birch	Oak
KLE60	841114	849114L	843114	845114	847114

Note! KLE60 must be secured to a wall due to tipping risk.

**Dimensions:** Width x Height x Depth.

## Accessories

Name	Size	Fits	Art no.
Mirror, door	230x400		840912
Stuff cork box	90x44x347		890101
Stuff shelf cork box	97x80x350		890201

### Carpet, black, fine ribbed rubber, 3 mm

Carpet, black	270x550	KLE30, KLD60, KLT90	840950
Carpet, black	565x350	KLE60	840951
Carpet, black	565x550	KL60	840952
Carpet, black	760x550	KL80	840953

## Cabinet locks

Name	Art no.
Cabinet locks, different lock numbers, incl 2 keys	830910
Addition, identical locks, Cabinet locks	830985
Master key Cabinet locks	840913


## Alternative locks, addition

Name	Art no.
Padlock fitting	Black (padlock not incl.) 830915
Combination lock	Black, for personal storage
RFID-lock	For personal/public storage
Coin lock	

\* Contact TreCe for more information.



Stuff cork box and shelf keeps smaller items in order.



Padlock fittings, excluding padlocks.



Code lock/personal storage.



RFID-locks EM or Mifare.



Cabinet lock as standard, incl. 2 keys.



**Dimensions:** Width x Height x Depth (height incl. plinth). **Frame:** 19 mm. **Front:** 16 mm. **Plinth:** 157 mm.  
NCS refers to product lacquered in one optional NCS colour.

# CombiLine


## Office shelving/cupboards

Shelves and cupboards for storage of large volumes. Frames and fronts are available in standard white or lacquered in any NCS colour. Choose between different sizes. Possibility to choose glass doors, glass shelves, drawers or filing drawers. Office shelves can be easily adapted to personal and public storage with different types of locks. This series can be customised. Contact TreCe for quotation or drawing proposals. Worktops for the lower models are also available as a supplement.




Office shelving/cupboards are available in depth 370 and 570 mm.

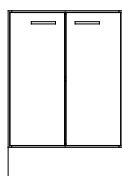
### CombiLine Office shelving/cupboards



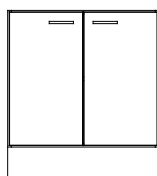
**KH60/2**  
605x880x370



**KH80/2**  
800x880x370




**KS60/2**  
605x880x370




**KS80/2**  
800x880x370




**KH60/3**  
605x1232x370



**KH80/3**  
800x1232x370



**KS60/3**  
605x1232x370



**KS80/3**  
800x1232x370

#### Height 880 mm, Depth 370 mm

Name	White	NCS	Beech	Birch	Oak
KH60/2	831111	839111L	833111	835111	837111
KH80/2	831123	839123L	833123	835123	837123
KS60/2	831211	839211L	833211	835211	837211
KS80/2	831127	839127L	833127	835127	837127


#### Height 1232 mm, Depth 370 mm

Name	White	NCS	Beech	Birch	Oak
KH60/3	831115	839115L	833115	835115	837115
KH80/3	831124	839124L	833124	835124	837124
KS60/3	831219	839219L	833219	835219	837219
KS80/3	831128	839128L	833128	835128	837128


### CombiLine Office shelving/cupboards




**KHD60/3**  
605x1232x570




**KHD80/3**  
800x1232x570




**KSD60/3**  
605x1232x570



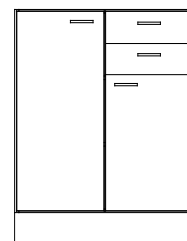
**KSD80/3**  
800x1232x570



**KH120/3**  
1190x1232x370



**KS120/3**  
1190x1232x370



**KSL120/3**  
1190x1232x370

#### Height 1232 mm, Depth 570 mm


Name	White	NCS	Beech	Birch	Oak
KHD60/3	861115	869115L	863115	865115	867115
KHD80/3	831131	839131L	833131	835131	837131
KSD60/3	861219	869219L	863219	865219	867219
KSD80/3	831134	839134L	833134	835134	837134

#### Height 1232 mm, Depth 370 mm

Name	White
KH120/3	831141
KS120/3	831142
KSL120/3	831143

**Dimensions:** Width x Height x Depth (height incl. plinth). **Frame:** 19 mm. **Front:** 16 mm. **Plinth:** 157 mm.  
NCS refers to product lacquered in one optional NCS colour.

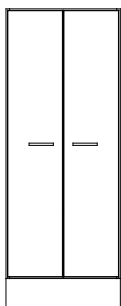
## CombiLine Office shelving/cupboards



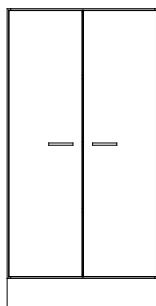
**KH60/4**  
605x1584x370




**KH80/4**  
800x1584x370




**KS60/4**  
605x1584x370



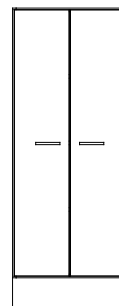
**KS80/4**  
800x1584x370



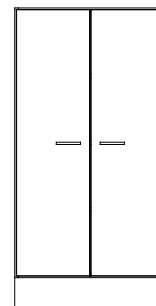
**KHD60/4**  
605x1584x570



**KHD80/4**  
800x1584x570



**KSD60/4**  
605x1584x570




**KSD80/4**  
800x1584x570

### Height 1584 mm, Depth 370 mm

Name	White	NCS	Beech	Birch	Oak
KH60/4	831116	839116L	833116	835116	837116
KH80/4	831125	839125L	833125	835125	837125
KS60/4	831220	839220L	833220	835220	837220
KS80/4	831129	839129L	833129	835129	837129

### Height 1584 mm, Depth 570 mm

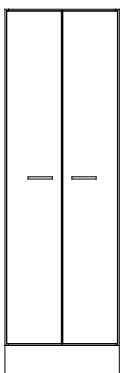
Name	White	NCS	Beech	Birch	Oak
KHD60/4	861116	869116L	863116	865116	867116
KHD80/4	831132	839132L	833132	835132	837132
KSD60/4	861220	869220L	863220	865220	867220
KSD80/4	831135	839135L	833135	835135	837135



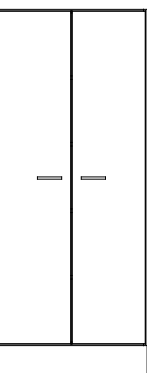
**KH60/5**  
605x1936x370



**KH80/5**  
800x1936x370




**KS60/5**  
605x1936x370




**KS80/5**  
800x1936x370

### Height 1936 mm, Depth 370 mm

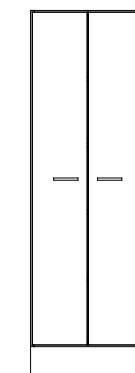
Name	White	NCS	Beech	Birch	Oak
KH60/5	831112	839112L	833112	835112	837112
KH80/5	831126	839126L	833126	835126	837126
KS60/5	831212	839212L	833212	835212	837212
KS80/5	831130	839130L	833130	835130	837130



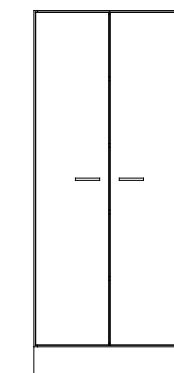
**KHD60/5**  
605x1936x570



**KHD80/5**  
800x1936x570



**KSD60/5**  
605x1936x570



**KSD80/5**  
800x1936x570

### Height 1936 mm, Depth 570 mm

Name	White	NCS	Beech	Birch	Oak
KHD60/5	861112	869112L	863112	865112	867112
KHD80/5	831133	839133L	833133	835133	837133
KSD60/5	861212	869212L	863212	865212	867212
KSD80/5	831136	839136L	833136	835136	837136

## Cabinet locks

Name	Art no.
Cabinet locks, different lock numbers, incl 2 keys	830910
Addition, identical locks, Cabinet locks	830985
Master key Cabinet locks	840913

If you would like other lock types, contact TreCe.

### Tips!

Combine freely. Choose wooden or glass doors. See pages 138-142. If you would like other handles, please contact TreCe. Accessories such as leg sets, wheel sets and drawers can be found on pages 138-142. For worktops, see pages 138-139.

**Dimensions:** Width x Height x Depth (height incl. plinth). **Frame:** 19 mm. **Front:** 16 mm. **Plinth:** 157 mm.  
NCS refers to product lacquered in one optional NCS colour.

## Folder drawer

Width 600 and 800 mm, Depth 570 mm

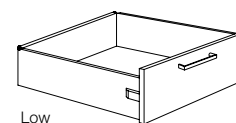
Name	White	NCS	Beech	Birch	Oak
ML60/570 1xA4	831727	839727L	833727	835727	837727
ML80/570 2xA4	831729	839729L	833729	835729	837729



## Drawer low, 70% expansion

Depth 570 mm

Name	White	NCS	Beech	Birch	Oak
Drawer 30 low 70%	831702	839702L	833702	835702	837702
Drawer 60 low 70%	831703	839703L	833703	835703	837703
Drawer 80 low 70%	831705	839705L	833705	835705	837705



## Drawer low, 100% expansion

Depth 570 mm

Name	White	NCS	Beech	Birch	Oak
Drawer 30 low 100%	831720	839720L	833720	835720	837720
Drawer 60 low 100%	831721	839721L	833721	835721	837721
Drawer 80 low 100%	831722	839722L	833722	835722	837722

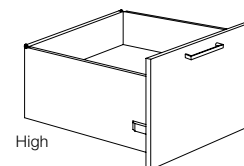
Low drawers with 70% extraction have a maximum load capacity of 30 kg.

Low drawers with 100% extraction have a maximum load capacity of 35 kg.

## Drawer high, 70% expansion

Depth 570 mm

Name	White	NCS	Beech	Birch	Oak
Drawer 60 high 70%	831704	839704L	833704	835704	837704
Drawer 80 high 70%	831709	839709L	833709	835709	837709



## Drawer high, 100% expansion

Depth 570 mm

Name	White	NCS	Beech	Birch	Oak
Drawer 60 high 100%	831714	839714L	833714	835714	837714
Drawer 80 high 100%	831719	839719L	833719	835719	837719

High drawers with 70% extraction have a maximum load capacity of 30 kg.

High drawers with 100% extraction have a maximum load capacity of 65 kg.



**Dimensions:** Width x Height x Depth (height incl. plinth). **Frame:** 19 mm. **Plinth:** 157 mm.

Mounting strip is included in all wall mounted products.

NCS refers to product lacquered in one optional NCS colour.

# CombiLine

## Magazine shelf Expo

Expo has display surfaces in powder-coated steel for exposure of journals, books and reference materials. Plenty of storage space behind the display surfaces. You choose which colour you want on your display surfaces: white or black. Mounting strip included with all wall modules. Expo is available in standard white or lacquered in any NCS colour. Our standard widths are 310 mm, 605 mm and 900 mm.

V = White shelves

S = Black shelves



### CombiLine Magazine shelf Expo, Wall

Height 723 mm, Depth 370 mm

Name	White	NCS	Beech	Birch	Oak
EXPO 60/4V	841332V	849332VL	843332V	845332V	847332V
EXPO 60/4S	841332S	849332SL	843332S	845332S	847332S
EXPO 90/6V	841333V	849333VL	843333V	845333V	847333V
EXPO 90/6S	841333S	849333SL	843333S	845333S	847333S



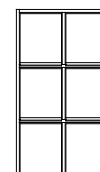
**EXPO 60/4**  
605x723x370




**EXPO 90/6**  
900x723x370

Height 1075 mm, Depth 370 mm

Name	White	NCS	Beech	Birch	Oak
EXPO 60/6V	841342V	849342VL	843342V	845342V	847342V
EXPO 60/6S	841342S	849342SL	843342S	845342S	847342S
EXPO 90/9V	841343V	849343VL	843343V	845343V	847343V
EXPO 90/9S	841343S	849343SL	843343S	845343S	847343S



**EXPO 60/6**  
605x1075x370



**EXPO 90/9**  
900x1075x370

### CombiLine Magazine shelf Expo, Floor

Height 1584 mm, Depth 370 mm


Name	White	NCS	Beech	Birch	Oak
EXPO 30/4V	841321V	849321VL	843321V	845321V	847321V
EXPO 30/4S	841321S	849321SL	843321S	845321S	847321S
EXPO 60/8V	841322V	849322VL	843322V	845322V	847322V
EXPO 60/8S	841322S	849322SL	843322S	845322S	847322S
EXPO 90/12V	841323V	849323VL	843323V	845323V	847323V
EXPO 90/12S	841323S	849323SL	843323S	845323S	847323S



**EXPO 30/4**  
310x1584x370



**EXPO 60/8**  
605x1584x370



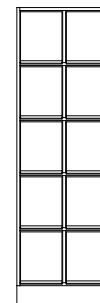
**EXPO 90/12**  
900x1584x370

Height 1936 mm, Depth 370 mm


Name	White	NCS	Beech	Birch	Oak
EXPO 30/5V	841311V	849311VL	843311V	845311V	847311V
EXPO 30/5S	841311S	849311SL	843311S	845311S	847311S
EXPO 60/10V	841312V	849312VL	843312V	845312V	847312V
EXPO 60/10S	841312S	849312SL	843312S	845312S	847312S
EXPO 90/15V	841313V	849313VL	843313V	845313V	847313V
EXPO 90/15S	841313S	849313SL	843313S	845313S	847313S



**EXPO 30/5**  
310x1936x370



**EXPO 60/10**  
605x1936x370



**EXPO 90/15**  
900x1936x370

\* Price via quote. Contact TreCe for more information.

**Dimensions:** Width x Height x Depth (height incl. plinth). **Frame:** 19 mm. **Plinth:** 157 mm.  
Mounting strip is included in all wall mounted products.  
NCS refers to product lacquered in one optional NCS colour.

# CombiLine

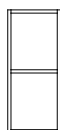
## Combi shelf

The Combi shelf, an adaptable storage unit. Build freely from floor to ceiling. Utilise the wall surface with a wall mounted combi shelf and create a unique module by freely combining together with optional accessories. The Combi shelf is available in standard white or lacquered in any NCS colour. Worktops for the lower models are also available as a supplement. Accessories such as legs, wheels and doors can be found on pages 140–142. Work tops for the lower modules can be found on page 138.




Add a worktop to low modules for a more integrated look.

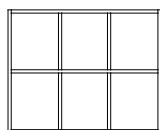
### CombiLine Combi shelf Wall



**KBV30/2**  
310x723x370



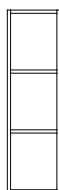
**KBV60/2**  
605x723x370




**KBV90/2**  
900x723x370

Height 723 mm, Depth 370 mm

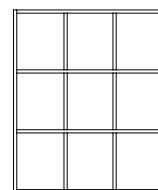
Name	White	NCS	Beech	Birch	Oak
KBV30/2	831615	839615L	833615	835615	837615
KBV60/2	831625	839625L	833625	835625	837625
KBV90/2	831635	839635L	833635	835635	837635



**KBV30/3**  
310x1075x370



**KBV60/3**  
605x1075x370

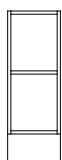


**KBV90/3**  
900x1075x370


Height 1075 mm, Depth 370 mm

Name	White	NCS	Beech	Birch	Oak
KBV30/3	831616	839616L	833616	835616	837616
KBV60/3	831626	839626L	833626	835626	837626
KBV90/3	831636	839636L	833636	835636	837636

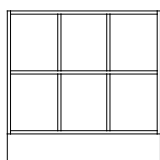
### CombiLine Combi shelf Floor



**KBH30/2**  
310x880x370



**KBH60/2**  
605x880x370



**KBH90/2**  
900x880x370

Height 880 mm, Depth 370 mm


Name	White	NCS	Beech	Birch	Oak
KBH30/2	831611	839611L	833611	835611	837611
KBH60/2	831621	839621L	833621	835621	837621
KBH90/2	831631	839631L	833631	835631	837631



**KBH30/3**  
310x1232x370



**KBH60/3**  
605x1232x370



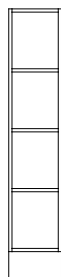
**KBH90/3**  
900x1232x370

Height 1232 mm, Depth 370 mm


Name	White	NCS	Beech	Birch	Oak
KBH30/3	831612	839612L	833612	835612	837612
KBH60/3	831622	839622L	833622	835622	837622
KBH90/3	831632	839632L	833632	835632	837632

**Dimensions:** Width x Height x Depth (height incl. plinth). **Frame:** 19 mm. **Plinth:** 157 mm.  
NCS refers to product lacquered in one optional NCS colour.


## CombiLine Combi shelf Floor



**KBH30/4**  
310x1584x370



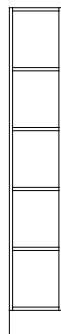
**KBH60/4**  
605x1584x370




**KBH90/4**  
900x1584x370

### Height 1584 mm, Depth 370 mm


Name	White	NCS	Beech	Birch	Oak
KBH30/4	831613	839613L	833613	835613	837613
KBH60/4	831623	839623L	833623	835623	837623
KBH90/4	831633	839633L	833633	835633	837633



**KBH30/5**  
310x1936x370



**KBH60/5**  
605x1936x370




**KBH90/5**  
900x1936x370

### Height 1936 mm, Depth 370 mm

Name	White	NCS	Beech	Birch	Oak
KBH30/5	831614	839614L	833614	835614	837614
KBH60/5	831624	839624L	833624	835624	837624
KBH90/5	831634	839634L	833634	835634	837634

## Worktops High pressure laminate, Formica Collection Colours and Woods



White  
(F1040)



Beech  
(F2726)



Birch  
(F7555)



Oak  
(F7603)




Ash  
(F1004)




Light grey  
(F7927)



Grey  
(F7912)




Anthracite  
(F2297)




Black  
(F2253)

Name	Colour	Art no.
Laminate - 390 mm depth	White F1040	821003
Laminate - 390 mm depth	Beech F2726	822003
Laminate - 390 mm depth	Birch F7555	824103
Laminate - 390 mm depth	Oak F7603	826003
Laminate - 390 mm depth	Ash F1004	828073
Laminate - 390 mm depth	Light grey F7927	828013
Laminate - 390 mm depth	Grey F7912	828003
Laminate - 390 mm depth	Anthracite F2297	828033
Laminate - 390 mm depth	Black F2253	828023


## Worktops MFC laminate



White  
(6458BS)



Light grey  
(U12188)



Anthracite  
(U12011)

Name	Colour	Art no.
Worktop - 390 mm depth	White U6458	829003
Worktop - 390 mm depth	Light grey U12188	829103
Worktop - 390 mm depth	Anthracite U12011	829203

## Worktops Veneer



Beech Veneer



Birch Veneer



Oak Veneer

Name	Colour	Art no.
Veneer - 390 mm depth	Beech	823003
Veneer - 390 mm depth	Birch	825003
Veneer - 390 mm depth	Oak	827003



**Dimensions:** Width x Height x Depth. **Frame:** 19 mm. **Front:** 16 mm.

Mounting strip is included in all wall mounted products.

NCS refers to product lacquered in one optional NCS colour.


# CombiLine

## Wall shelving/cupboards

Open modules are easily supplemented with doors, dividers or mail shelves. Available in standard white or lacquered in any NCS colour. Mounting strip included all wall modules.

Standard heights: 371 mm, 723 mm and 1075 mm.

Note! Write on your order if the handles are to be placed at the bottom or top of the cabinets.



### CombiLine Wall shelving/cupboards



**VH30/1**  
310x371x370



**VH60/1**  
605x371x370



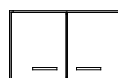
**VH80/1**  
800x371x370



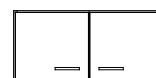
**VH90/1**  
900x371x370



**VS30/1**  
310x371x370



**VS60/1**  
605x371x370

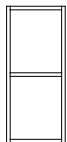


**VS80/1**  
800x371x370

Height 371 mm, Depth 370 mm

Name	White	NCS	Beech	Birch	Oak
VH30/1	831322	839322L	833322	835322	837322
VH60/1	831313	839313L	833313	835313	837313
VH80/1	831331	839331L	833331	835331	837331
VH90/1	831314	839314L	833314	835314	837314

Name	White	NCS	Beech	Birch	Oak
VS30/1	831422	839422L	833422	835422	837422
VS60/1	831413	839413L	833413	835413	837413
VS80/1	831433	839433L	833433	835433	837433




**VH30/2**  
310x723x370



**VH60/2**  
605x723x370



**VH80/2**  
800x723x370



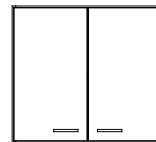
**VH90/2**  
900x723x370



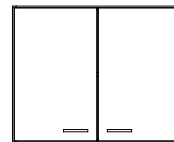
**VS30/2**  
310x723x370



**VS60/2**  
605x723x370



**VS80/2**  
800x723x370



**VS80/2**  
900x723x370

Height 723 mm, Depth 370 mm

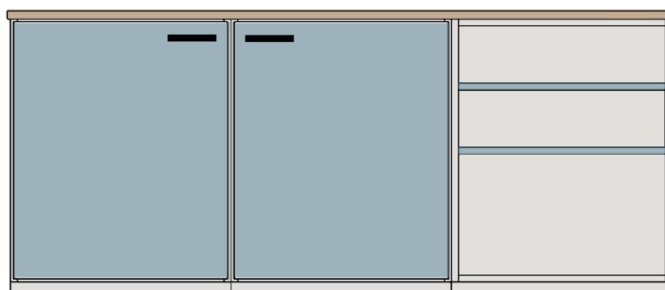
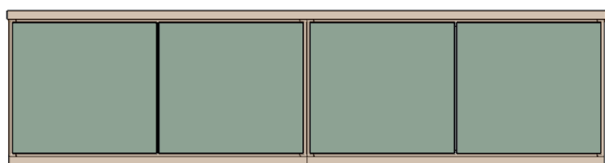
Name	White	NCS	Beech	Birch	Oak
VH30/2	831321	839321L	833321	835321	837321
VH60/2	831311	839311L	833311	835311	837311
VH80/2	831332	839332L	833332	835332	837332
VH90/2	831312	839312L	833312	835312	837312

Name	White	NCS	Beech	Birch	Oak
VS30/2	831421	839421L	833421	835421	837421
VS60/2	831411	839411L	833411	835411	837411
VS80/2	831432	839432L	833432	835432	837432
VS90/2	831412	839412L	833412	835412	837412



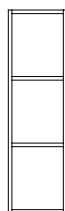
**Dimensions:** Width x Height x Depth. **Frame:** 19 mm. **Front:** 16 mm.

Mounting strip is included in all wall mounted products.

NCS refers to product lacquered in one optional NCS colour.



### CombiLine Wall shelving/cupboards



**VH30/3**

310x1075x370

**VH60/3**

605x1075x370

**VH80/3**

800x1075x370

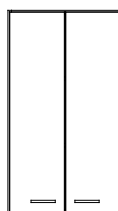
**VH90/3**

900x1075x370



**VS30/3**

310x1075x370



**VS60/3**

605x1075x370



**VS80/3**

800x1075x370



**VS90/3**

900x1075x370

Height 1075 mm, Depth 370 mm

Name	White	NCS	Beech	Birch	Oak
VH30/3	831323	839323L	833323	835323	837323
VH60/3	831315	839315L	833315	835315	837315
VH80/3	831333	839333L	833333	835333	837333
VH90/3	831316	839316L	833316	835316	837316

Name	White	NCS	Beech	Birch	Oak
VS30/3	831423	839423L	833423	835423	837423
VS60/3	831415	839415L	833415	835415	837415
VS80/3	831434	839434L	833434	835434	837434
VS90/3	831417	839417L	833417	835417	837417

**Dimensions:** Width x Height x Depth (height incl. plinth). **Frame:** 19 mm. **Front:** 16 mm. **Plinth:** 157 mm.  
NCS refers to product lacquered in one optional NCS colour.

# CombiLine Cabinet

Space efficient cabinets that utilise all the office space. Create your own combination. Choose between different modules, open, with doors or with drawers. Stainless steel handles included as standard.

Available in two different standard heights 880 and 1057 mm. Module in width 605 mm is also available with single door. Contact TreCe for article number. Available in standard white or lacquered in any NCS colour.

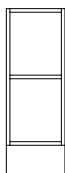


Combination of 4 cabinets with width 605 mm, white worktop (F1040) with black liping strip and black grip handles (40 mm).

## CombiLine Cabinet



**DL30/4L 70%**  
310x880x570



**DÖ30**  
310x 880x570



**DS30**  
310x880x570



**DL30/4L 100%**  
310x880x570



**HDL30/4L 70%**  
310x1057x570



**HDÖ30**  
310x1057x570



**HDS30**  
310x1057x570




**HDL30/4L 100%**  
310x1057x570

### Width 310 mm, Height 880 mm, Depth 570 mm

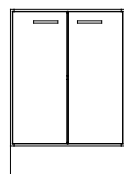
Name	White	NCS	Beech	Birch	Oak
DL30/4L 70%	821611	829611L	823611	825611	827611
DÖ30	821612	829612L	823612	825612	827612
DS30	821613	829613L	823613	825613	827613
DL30/4L 100%	821610	829610L	823610	825610	827610

### Width 310 mm, Height 1057 mm, Depth 570 mm


Name	White	NCS	Beech	Birch	Oak
HDL30/4L 70%	821631	829631L	823631	825631	827631
HDÖ30	821632	829632L	823632	825632	827632
HDS30	821633	829633L	823633	825633	827633
HDL30/4L 100%	821634	829634L	823634	825634	827634



**DÖ60**  
605x880x570



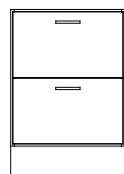
**DS60**  
605x880x570



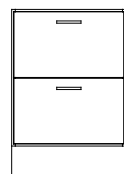
**DL60/4L 70%**  
605x880x570



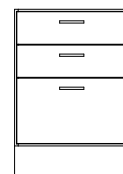
**DL60/4L 100%**  
605x880x570



**DL60/2L 70%**  
605x880x570



**DL60/2L 100%**  
605x880x570



**DL60/3L 70%**  
605x880x570



**DL60/3L 100%**  
605x880x570

### Width 605 mm, Height 880 mm, Depth 570 mm

Name	White	NCS	Beech	Birch	Oak
DÖ60	821712	829712L	823712	825712	827712
DS60	821713	829713L	823713	825713	827713
DL60/4L 70%	821711	829711L	823711	825711	827711
DL60/4L 100%	821710	829710L	823710	825710	827710

Name	White	NCS	Beech	Birch	Oak
DL60/2L 70%	821714	829714L	823714	825714	827714
DL60/2L 100%	821814	829814L	823814	825814	827814
DL60/3L 70%	821715	829715L	823715	825715	827715
DL60/3L 100%	821815	829815L	823815	825815	827815



**Dimensions:** Width x Height x Depth (height incl. plinth). **Frame:** 19 mm. **Front:** 16 mm. **Plinth:** 157 mm.  
NCS refers to product lacquered in one optional NCS colour.



Drawer holds 30 kg with 70% expansion.



Drawer holds 65 kg with 100% expansion.

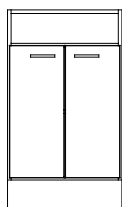


Folder drawer 2x A4.




Drawer inserts.

## CombiLine Cabinet



**HDS60**  
605x1057x570



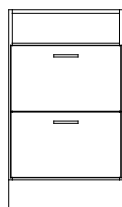
**HDÖ60**  
605x1057x570




**HDL60/4L 70%**  
605x1057x570



**HDL60/4L 100%**  
605x1057x570



**HDL60/2L 70%**  
605x1057x570



**HDL60/2L 100%**  
605x1057x570

Low drawers with 70% extraction have a maximum load capacity of 30 kg.

Low drawers with 100% extraction have a maximum load capacity of 35 kg.

High drawers with 70% extraction have a maximum load capacity of 30 kg.


High drawers with 100% extraction have a maximum load capacity of 65 kg.

Width 605 mm, Height 1057 mm, Depth 570 mm

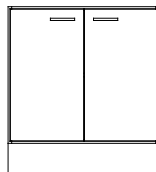
Name	White	NCS	Beech	Birch	Oak
HDS60	821733	829733L	823733	825733	827733
HDÖ60	821732	829732L	823732	825732	827732
HDL60/4L 70%	821731	829731L	823731	825731	827731
HDL60/4L 100%	821710	829710L	823710	825710	827710
HDL60/2L 70%	821734	829734L	823734	825734	827734
HDL60/2L 100%	821834	829834L	823834	825834	827834

Stainless steel handles as standard. If you would like black or white handles, please note this on your order.


Legs, wheels and drawers can be found on pages 140-142. Worktops on page 138-139..




**DÖ80**  
800x880x570



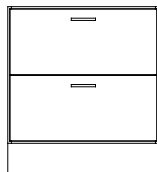
**DS80**  
800x880x570



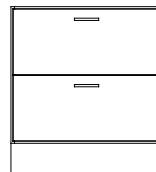
**DL80/4L 70%**  
800x880x570




**DL80/4L 100%**  
800x880x570




**DL80/2L 70%**  
800x880x570



**DL80/2L 100%**  
800x880x570



**DL80/3L 70%**  
800x880x570



**DL80/3L 100%**  
605x880x570


Width 800 mm, Height 880 mm, Depth 570 mm

Name	White	NCS	Beech	Birch	Oak
DÖ80	821512	829512L	823512	825512	827512
DS80	821513	829513L	823513	825513	827513
DL80/4L 70%	821514	829514L	823514	825514	827514
DL80/4L 100%	821510	829510L	823510	825510	827510

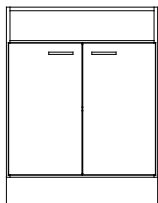
Name	White	NCS	Beech	Birch	Oak
DL80/2L 70%	821515	829515L	823515	825515	827515
DL80/2L 100%	821615	829615L	823615	825615	827615
DL80/3L 70%	821516	829516L	823516	825516	827516
DL80/3L 100%	821517	829517L	823517	825517	827517

**Dimensions:** Width x Height x Depth (height incl. plinth). **Frame:** 19 mm. **Front:** 16 mm. **Plinth:** 157 mm.  
NCS refers to product lacquered in one optional NCS colour.

## CombiLine Cabinet



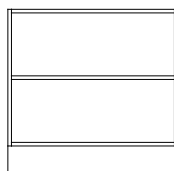
**HDÖ80**  
800x1057x570



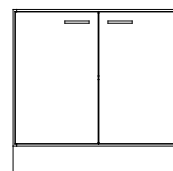
**HDS80**  
800x1057x570

Low drawers with 70% extraction have a maximum load capacity of 30 kg.

Low drawers with 100% extraction have a maximum load capacity of 35 kg.




**DÖ90**  
900x880x570




**DS90**  
900x880x570

High drawers with 70% extraction have a maximum load capacity of 30 kg.

High drawers with 100% extraction have a maximum load capacity of 65 kg.

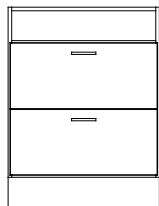


**HDL80/4L 70%**  
800x1057x570



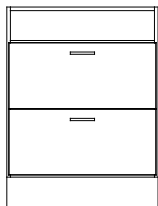
**HDL80/4L 100%**  
800x1057x570

Max 30 kg/drawer




**HDL80/2L 70%**  
800x1057x570

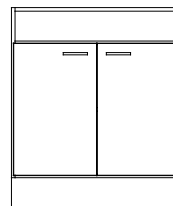
Max 65 kg/drawer



**HDL80/2L 100%**  
800x1057x570



**HDÖ90**  
900x1057x570



**HDS90**  
900x1057x570

Width 800 mm, Height 1057 mm, Depth 570 mm

Name	White	NCS	Beech	Birch	Oak
HDÖ80	821532	829532L	823532	825532	827532
HDS80	821533	829533L	823533	825533	827533
HDL80/4L 70%	821535	829535L	823535	825535	827535
HDL80/4L 100%	821537	829537L	823537	825537	827537
HDL80/2L 70%	821536	829536L	823536	825536	827536
HDL80/2L 100%	821534	829534L	823534	825534	827534

Width 900 mm, Height 880 mm, Depth 570 mm

Name	White	NCS	Beech	Birch	Oak
DÖ90	821811	829811L	823811	825811	827811
DS90	821812	829812L	823812	825812	827812

Width 900 mm, Height 1057 mm, Depth 570 mm

Name	White	NCS	Beech	Birch	Oak
HDÖ90	821831	829831L	823831	825831	827831
HDS90	821832	829832L	823832	825832	827832

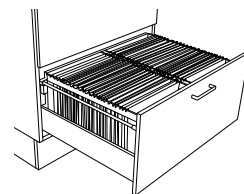
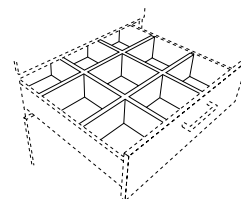
## Accessories

### Insert for drawer, white

Name	Fits	Max load	Extension	Size/comp.	Art no.
Insert width 605, 70%, 9 compartments	600 mm	30 kg	70%	164x165	821011
Insert width 800, 70%, 9 compartments	800 mm	30 kg	70%	164x230	821013
Insert width 605, 100%, 9 compartments	600 mm	35 kg	100%	162x162	821012
Insert width 800, 100%, 9 compartments	800 mm	35 kg	100%	164x226	821014

### Folder drawer, Depth 570 mm, 100 % expansion, max 65 kg

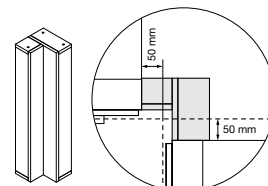
Name	White	NCS	Beech	Birch	Oak
Folder drawer ML60/570, 1xA4, 100%	831727	839727L	833727	835727	837727
Folder drawer ML80/570, 2xA4	831729	839729L	833729	835729	837729
Folder drawer Folio MLF60/570, 100%	831827	839827L	833827	835827	837827



### Corner module, 100x880x100 mm

Name	White	NCS	Beech	Birch	Oak
Corner module	821010	829010L	823010	825010	827010

When the corner module is used – extend both worktops with 50 mm. Corner module is aligned with plinth.



\* Price via quote. Contact TreCe for more information.

**Dimensions:** Width x Height x Depth (height incl. plinth). **Frame:** 19 mm. **Front:** 16 mm. **Plinth:** 157 mm.  
NCS refers to product lacquered in one optional NCS colour.

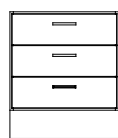
# CombiLine

## Printer cabinet


Printer cabinet in an ergonomic height which can easily be combined with other storage furniture in the CombiLine series. Choose between different modules, open, with doors or with drawers. Stainless steel handles included as standard. Standard height: 704 mm.



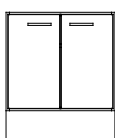
### CombiLine Printer cabinet



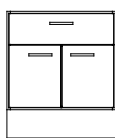
**SD60/3L**  
605x704x570



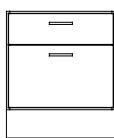
**SDÖ60**  
605x704x570



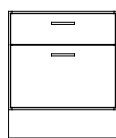
**SDS60**  
605x704x570



**SD60/1L 70%**  
605x704x570




**SD60/2L 70%**  
605x704x570



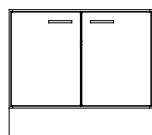
**SD60/2L 100%**  
605x704x570

Width 605 mm, Height 704 mm, Depth 570 mm

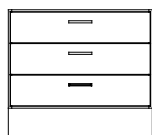
Name	White	NCS	Beech	Birch	Oak
SD60/3L 70%	821721	829721L	823721	825721	827721
SDÖ60	821722	829722L	823722	825722	827722
SDS60	821724	829724L	823724	825724	827724
SD60/1L 70%	821723	829723L	823723	825723	827723
SD60/2L 70%	821725	829725L	823725	825725	827725
SD60/2L 100%	821825	829825L	823825	825825	827825



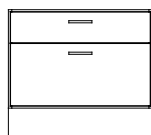
**SDÖ80**  
800x704x570



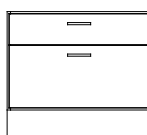
**SDS80**  
800x704x570



**SD60/3L 70%**  
800x704x570



**SD80/2L 70%**  
800x704x570




**SD80/2L 100%**  
800x704x570

Width 800 mm, Height 704 mm, Depth 570 mm

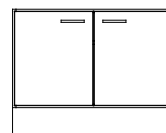
Name	White	NCS	Beech	Birch	Oak
SDÖ80	821522	829522L	823522	825522	827522
SDS80	821524	829524L	823524	825524	827524
SD80/3L 70%	821525	829525L	823525	825525	827525
SD80/2L 70%	821526	829526L	823526	825526	827526
SD80/2L 100%	821626	829626L	823626	825626	827626

Width 900 mm, Height 704 mm, Depth 570 mm

Name	White	NCS	Beech	Birch	Oak
SDÖ90	821822	829822L	823822	825822	827822
SDS90	821824	829824L	823824	825824	827824



**SDÖ90**  
900x704x570



**SDS90**  
900x704x570

Low drawers with 70% extraction have a maximum load capacity of 30 kg.

Low drawers with 100% extraction have a maximum load capacity of 35 kg.

High drawers with 70% extraction have a maximum load capacity of 30 kg.

High drawers with 100% extraction have a maximum load capacity of 65 kg.



Legs, wheels and drawers can be found on pages 140-142. Worktops on page 138-139.



**Dimensions:** Width x Height x Depth (height incl. plinth). **Frame:** 19 mm. **Front:** 16 mm. **Leg stand:** Height 300 mm.  
NCS refers to product lacquered in one optional NCS colour.

# CombiLine

## Work station

Flexible working station with great varieties and storage from both sides where one side has drawers that can withstand up to a 65 kg load with full extension and soft closing. Standing on a white powder coated sturdy steel frame. Frame and fronts in white or lacquered in any NCS colour. Worktops in white or anthracite high pressure laminate.

Stainless steel handles as standard. The working station is available in two widths, 1680 and 2480 mm.

### CombiLine Work station

**Width 1680 mm, Height 1046 mm, Depth 1180 mm (2 + 2 pairs of doors)**

Name	Material/colour	Art no.
Work station 80x4, doors/doors	Frame + front white, work top F1040	820310
Work station 80x4, doors/doors	Frame + front white, work top F2297	820311
Work station 80x4, doors/doors	Frame + front NCS, work top F1040	820312

**Width 2480 mm, Height 1046 mm, Depth 1180 mm (3 + 3 pairs of doors)**

Name	Material/colour	Art no.
Work station 80x6, doors/doors	Frame + front white, work top F1040	820313
Work station 80x6, doors/doors	Frame + front white, work top F2297	820314
Work station 80x6, doors/doors	Frame + front NCS, work top F1040	820315

**Width 1680 mm, Height 1046 mm, Depth 1180 mm (2 pairs of doors + 4 drawers)**

Name	Material/colour	Art no.
Work station 80x4, doors/drawers	Frame + front white, work top F1040	820200
Work station 80x4, doors/drawers	Frame + front white, work top F2297	820201
Work station 80x4, doors/drawers	Frame + front NCS, work top F1040	820202

**Width 2480 mm, Height 1046 mm, Depth 1180 mm (3 pairs of doors + 6 drawers)**

Name	Material/colour	Art no.
Work station 80x6, doors/drawers	Frame + front white, work top F1040	820203
Work station 80x6, doors/drawers	Frame + front white, work top F2297	820204
Work station 80x6, doors/drawers	Frame + front NCS, work top F1040	820205



Work station 80x6 doors/drawers, front view (above) and rear view (below) (Art. no. 820204).



Work station 80x4 doors/drawers, front view (above) and rear view (below) (Art. no. 820201).

**Dimensions:** Width x Height x Depth (height incl. plinth). **Frame:** 19 mm. **Front:** 16 mm. **Plinth:** 157 mm.  
NCS refers to product lacquered in one optional NCS colour.

# CombiLine

## Copy stations

Ready combined stations consisting of wall cupboards, mail shelves and cabinets. Frames and fronts in standard white, worktops in anthracite high pressure laminate. Stainless steel handles as standard. All drawers are with soft closing and can hold up to 30 kg. Drawers that can hold up to 65 kg are available upon request.

Worktops longer than 2440 mm are delivered in two parts. Worktops longer than 2440 mm in one piece are available at an additional cost.

### Copy station – Ready combinations

Name	Size	Art no.
Copy station 1	2800x903x600	820400
Copy station 2	2380x903x600	820401
Copy station 3	1420x903x600	820402
Copy station 4	1220x903x600	820403



**Copy station 1.** Ready combination, consisting of cabinets, wall cupboards and mail shelves. Length 2800 mm.



**Copy station 2.** Ready combination consisting of cabinets, wall cupboards, mail shelves and recycling unit. Length 2380 mm. Recycling container not incl., available as an accessory.



**Copy station 3.** Ready combination consisting of cabinets and wall cupboards. Length 1420 mm. Complete the station with a recycling unit, see page 122.



**Copy station 4.** Ready combination consisting of cabinets, wall cupboards and mail shelves. Length 1220 mm.

**Dimensions:** Width x Height x Depth. **Frame:** 19 mm. **Front:** 16 mm.

**Mail shelf:** Acrylic. **Plinth height:** 157 mm.

Mail shelves are mounted c/c 96 mm as standard. Mounting strip is included in all wall mounted products.

NCS refers to product lacquered in one optional NCS colour.

# CombiLine

## Mail sorting

Complete module series for handling mail. Adjustable as needed — in height or width, on the floor or wall. Mail sorting can be supplemented with more mail shelves. Mail slots with reach-through capability makes it possible to manage mail from both sides.

Available in standard white or lacquered in any NCS colour. Mounting strip included with all wall modules.



Pull-out shelves are incl. in most of our floor standing mail sorting units. This helps promote ergonomic working conditions.



The sliding mail shelves have integrated label holders.



Two HPS2/22 side by side.

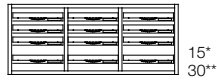
### CombiLine Mail sorting cabinet & wall, sliding acrylic shelves



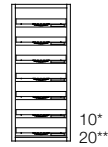
**L1/4**  
310x371x370



**L2/8**  
605x371x370



**L3/12**  
900x371x370



**H1/7**  
310x723x370



**H2/14**  
605x723x370



**H3/21**  
900x723x370

\* Number of shelves when mounting c/c 64 mm.

\*\* Number of shelves when mounting c/c 32 mm.

#### Height 371 mm, Depth 370 mm

Name	White	NCS	Beech	Birch	Oak
L1/4	851115	859115L	853115	855115	857115
L2/8	851111	859111L	853111	855111	857111
L3/12	851112	859112L	853112	855112	857112

#### Height 723 mm, Depth 370 mm

Name	White	NCS	Beech	Birch	Oak
H1/7	851116	859116L	853116	855116	857116
H2/14	851113	859113L	853113	855113	857113
H3/21	851114	859114L	853114	855114	857114

### CombiLine Mail sorting – reach-through sliding acrylic shelves

#### Height 371 mm, Depth 370 mm

Name	White	NCS	Beech	Birch	Oak
L1/4 reach through/acrylic	851115G	859115GL	853115G	855115G	857115G
L2/8 reach through/acrylic	851111G	859111GL	853111G	855111G	857111G
L3/12 reach through/acrylic	851112G	859112GL	853112G	855112G	857112G

#### Height 723 mm, Depth 370 mm

Name	White	NCS	Beech	Birch	Oak
H1/7 reach through/acrylic	851116G	859116GL	853116G	855116G	857116G
H2/14 reach through/acrylic	851113G	859113GL	853113G	855113G	857113G
H3/21 reach through/acrylic	851114G	859114GL	853114G	855114G	857114G



**Dimensions:** Width x Height x Depth. **Frame:** 19 mm. **Front:** 16 mm.

**Mail shelf:** Acrylic. **Plinth height:** 157 mm.

Mail shelves are mounted c/c 96 mm as standard. Mounting strip is included in all wall mounted products.

NCS refers to product lacquered in one optional NCS colour.


### CombiLine Mail sorting Wall, sliding acrylic shelves



**EH1/11**  
310x1075x370



**EH2/22**  
605x1075x370



**EH3/33**  
900x1075x370

\* Number of shelves when mounting c/c 64 mm.

\*\* Number of shelves when mounting c/c 32 mm.


#### Height 1075 mm, Depth 370 mm (Sliding acrylic shelves)

Name	White	NCS	Beech	Birch	Oak
EH1/11	851123	859123L	853123	855123	857123
EH2/22	851121	859121L	853121	855121	857121
EH3/33	851122	859122L	853122	855122	857122


### CombiLine Mail sorting Wall, doors in steel



**PL1/8**  
310x1075x370



**PL2/16**  
605x1075x370



**PL3/24**  
900x1075x370

#### Height 1075 mm, Depth 370 mm (Shelves in same material as frame)

Name	White	NCS	Beech	Birch	Oak
PL1/8	851511	859511L	853511	855511	857511
PL2/16	851521	859521L	853521	855521	857521
PL3/24	851531	859531L	853531	855531	857531


### CombiLine Mail sorting – reach-through Sliding acrylic shelves

Name	White	NCS	Beech	Birch	Oak
EH1/11 reach through/acrylic	851123G	859123GL	853123G	855123G	857123G
EH2/22 reach through/acrylic	851121G	859121GL	853121G	855121G	857121G
EH3/33 reach through/acrylic	851122G	859122GL	853122G	855122G	857122G

### CombiLine Mail sorting Floor, doors in steel



**HPL2/16**  
605x1936x370



**HPL3/24**  
900x1936x370

Mail doors in white lacquered steel. Incl. locks with two keys.

#### Height 1936 mm, Depth 370 mm (Shelves in same material as frame)

Name	White	NCS	Beech	Birch	Oak
HPL2/16	851541	859541L	853541	855541	857541
HPL3/24	851551	859551L	853551	855551	857551

Mail sorting floor is available with a reach through function.

Contact TreCe for more information.

### Accessories

Name	Art no.
Master key	840913
Mail shelf, acrylic, incl. mounting strips	810919

**Dimensions:** Width x Height x Depth. **Frame:** 19 mm. **Front:** 16 mm.

**Mail shelf:** Acrylic. **Plinth height:** 157 mm.

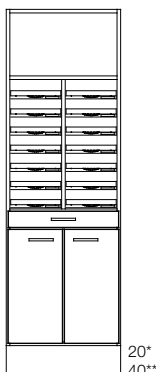
Mail shelves are mounted c/c 96 mm as standard. Mounting strip is included in all wall mounted products.

NCS refers to product lacquered in one optional NCS colour.

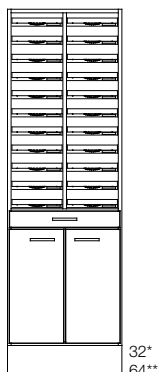
## CombiLine Mail sorting Floor, sliding acrylic shelves



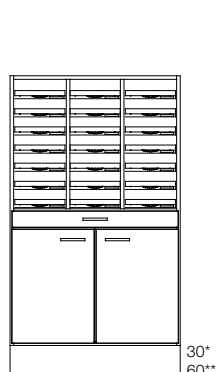
**LPS2/14**  
605x1584x370




**HPS2/14**  
605x1936x370




**HPS2/22**  
605x1936x370



**LPS3/21**  
900x1584x370



**HPS3/21**  
900x1936x370



**HPS3/33**  
900x1936x370

\* Number of shelves when mounting c/c 64 mm.

\*\* Number of shelves when mounting c/c 32 mm.

### Height 1584 mm, Depth 370 mm

Name	White	NCS	Beech	Birch	Oak
LPS2/14	851224	859224L	853224	855224	857224

### Height 1936 mm, Depth 370 mm

Name	White	NCS	Beech	Birch	Oak
HPS2/14	851214	859214L	853214	855214	857214
HPS2/22	851216	859216L	853216	855216	857216

Mail sorting floor is available with a reach through function.  
Contact TreCe for more information.


### Height 1584 mm, Depth 370 mm

Name	White	NCS	Beech	Birch	Oak
LPS3/21	851324	859324L	853324	855324	857324


### Height 1936 mm, Depth 370 mm

Name	White	NCS	Beech	Birch	Oak
HPS3/21	851314	859314L	853314	855314	857314
HPS3/33	851316	859316L	853316	855316	857316


## CombiLine Mail sorting Floor, sliding acrylic shelves



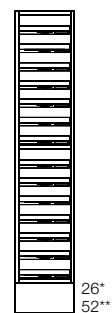
**PF 14**  
310x1584x370




**PF 28**  
605x1584x370




**PF 42**  
900x1584x370



**PF 14**  
310x1584x370



**PF 28**  
605x1584x370



**PF 42**  
900x1584x370

\* Number of shelves when mounting c/c 64 mm.

\*\* Number of shelves when mounting c/c 32 mm.

### Height 1584 mm, Depth 370 mm

Name	White	NCS	Beech	Birch	Oak
PF14	851412	859412L	853412	855412	857412
PF28	851422	859422L	853422	855422	857422
PF42	851432	859432L	853432	855432	857432

### Height 1936 mm, Depth 370 mm

Name	White	NCS	Beech	Birch	Oak
PF18	851411	859411L	853411	855411	857411
PF36	851421	859421L	853421	855421	857421
PF54	851431	859431L	853431	855431	857431

**Dimensions:** Width x Height x Depth (height incl. plinth). **Frame:** 19 mm. **Front:** 16 mm.  
**Plinth:** 157 mm with adjustable legs.

# Mail

## Post storage

Space efficient mail unit for the new era of mail sorting. Mail is available in standard white with plinth and worktop in high pressure laminate, ash or anthracite. Mail holds space for hanging folders in folio format, mail-inlet for outgoing mail, a waste unit and a drawer for office items.

Specially designed symbols and a 60-litres container are included. Contact TreCe if you wish to combine your own module.



Storage suitable for envelopes, etc.



Drawer adapted to the Mail's plastic tray.



Drawers for hanging folders in folio format, 365x240 mm, c/c 390 mm. Folders are available as accessories.



Door with inlet, 60-litres container included.

# Mail Post storage

1840x1080x600

Name		Art no.
Mail white/grey	White with top+plinth in grey (F2297)	751010
Mail white/ash	White with top+plinth in ash (F1004)	751020

Contact TreCe if you would like a different combination of Mail.

Accessories			
Name		Art no.	
Mail hanging folders	25 pcs, Esselte, format foolscap.	751090	




**Dimensions:** Width x Height x Depth.

# Soft

## Media unit

Storage unit in white pigmented ash veneer or white lacquered MDF. Both models have the same high quality on all sides and comes with robust legs in white pigmented solid ash. Made of carefully selected materials with low environmental impact where all the wood is traceable.

Available in versions of two, three and four storage units. All units are prepared for media storage, with outlets for cables and ventilation. Soft is also available as a wall module.



Soft has a small hidden drawer in the drawer for a plain outside and a functional inside. Distance between door and frame for ventilation.

### Soft Media unit, white pigmented ash veneer

Name	Size	Art no.
Soft 2x60, door/door	1246x466x497	502002
Soft 2x60, door/drawer	1246x466x497	502012
Soft 3x60, 2x doors/1x drawer	1851x466x497	503012
Soft 4x60, 3x doors/1x drawer	2456x466x497	504012

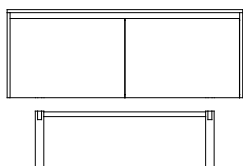
Please note the requested number of right and left-hung doors in your order.

### Soft Media unit, white lacquered MDF

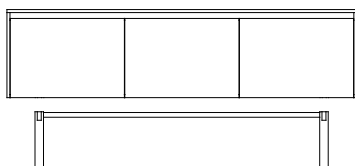
Name	Size	Art no.
Soft 2x60, door/door	1246x466x497	502001
Soft 2x60, door/drawer	1246x466x497	502011
Soft 3x60, 2x doors/1x drawer	1851x466x497	503011
Soft 4x60, 3x doors/1x drawer	2456x466x497	504011

Please note the requested number of right and left-hung doors in your order.

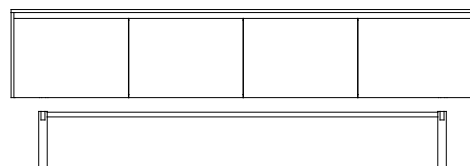
#### Soft 2x60 + Leg stand 2



#### Soft 3x60 + Leg stand 3



#### Soft 4x60 + Leg stand 4



### Soft leg stand, white pigmented solid ash

Name	Size	Art no.
Soft leg stand 2 solid ash	942x300x376	505002
Soft leg stand 3 solid ash	1547x300x376	505003
Soft leg stand 4 solid ash	2152x300x376	505004

### Soft mounting strip, white pigmented ash veneer

Name	Size	Art no.
Soft wall strip 2	1200x80x16	506002
Soft wall strip 3	1805x80x16	506003
Soft wall strip 4	2410x80x16	506004

**Dimensions:** Width x Height x Depth. **Frame:** Powder-coated steel. **Lid:** Stainless steel plate

**Legs:** Lacquered wooden legs in oak for indoor use, powder-coated stainless steel legs for indoor and outdoor use and concrete base for outdoor use.

# Hightower and Popsicle

## Recycling

Popsicle and Hightower are part of a new range of waste bins designed by Jangir Maddadi. The frame is made of galvanised sheet steel that can be lacquered in our standard colours or any RAL colour. Popsicle holds 57L, adapted for waste bags 85-125L and Hightower holds 125L and is adapted for 85-140L waste bags.

There are 3 different versions of leg stands for Popsicle, depending on how and where you want to place it. Legs for Hightower are available in 3 different versions, oak legs, stainless steel legs where both have adjustable feet and then a concrete base with 4 stainless steel legs. The wooden legs are only suitable for indoor use but the other options work well outdoors. Naturally it is stainless steel for outdoor use and Swedish

steel plate for indoor use, there are also different options for anchoring Popsicle to the foundation.

There are inlets on both the front and back. If placed outdoors, we recommend Popsicle/Hightower with a lid for bird protection.

### Sustainability and materials

The frame in powder-coated steel sheet is manufactured in Sweden and consists of 20% recycled material. The steel sheet is 100% recyclable. The powder coating of the frame is a good environmental choice as no solvents are required.



Olive NCS/RAL 6013 Warm grey NCS/RAL 7032 Old pink NCS/RAL 3014

**Dimensions:** Width x Height x Depth. **Frame:** Powder-coated steel. **Lid:** Stainless steel plate

**Legs:** Lacquered wooden legs in oak for indoor use, powder-coated stainless steel legs for indoor and outdoor use and concrete base for outdoor use.

### Hightower Powder coated galvanised steel sheet.

Total height with base 1142 mm. 125L

Colour	Dimensions	Art no.
RAL 9010 White	360x1113x454	390103
RAL 7032 Warm Grey	360x1113x454	390106
RAL 7016 Anthracite	360x1113x454	390104
RAL 5023 Brilliant blue	360x1113x454	390111
RAL 1013 Pearl white	360x1113x454	390105
RAL 6013 Olive	360x1113x454	390107
RAL 6020 Forest green	360x1113x454	390101
RAL 8014 Chocolate	360x1113x454	390108
RAL 1017 Saffron	360x1113x454	390110
RAL 3014 Old pink	360x1113x454	390109
RAL 3005 Wine red	360x1113x454	390102

### Hightower with lid Powder coated galvanised steel sheet.

Total height with base 1142 mm. 125L

Colour	Dimensions	Art no.
RAL 9010 White	360x1113x501	390203
RAL 7032 Warm Grey	360x1113x501	390206
RAL 7016 Anthracite	360x1113x501	390204
RAL 5023 Brilliant blue	360x1113x501	390211
RAL 1013 Pearl white	360x1113x501	390205
RAL 6013 Olive	360x1113x501	390207
RAL 6020 Forest green	360x1113x501	390201
RAL 8014 Chocolate	360x1113x501	390208
RAL 1017 Saffron	360x1113x501	390210
RAL 3014 Old pink	360x1113x501	390209
RAL 3005 Wine red	360x1113x501	390202

Any RAL colour at additional cost, contact TreCe.

Galvanised sheet metal, incl. lock with key. Total height with legs 1142 mm, with concrete base 1243mm. 125 L volume, plastic bag between 85-140 L fits. 1 plastic bag, waste bag 85-140L.

### How to order Hightower:

1. Choose unit & colour (with or without lid)
2. Choose a symbol.
3. Choose legs.














Hightower with lid

### Hightower Colours



**Dimensions:** Width x Height x Depth. **Frame:** Powder-coated steel. **Lid:** Stainless steel plate  
**Legs:** Lacquered wooden legs in oak for indoor use, powder-coated stainless steel legs for indoor and outdoor use and concrete base for outdoor use.

Hightower Symbol, white or anthracite, 1 pair (back + front)

										
WASTE	PLASTIC	BOTTLES CANS	BOTTLES	CANS	METAL	ORGANIC	PAPER CUPS	PAPER	CLEAR GLASS	COLOURED GLASS

Colour	Art no.										
	380601	380602	380603	380604	380605	380606	380607	380608	380609	380610	380611
	380701	380702	380703	380704	380705	380706	380707	380708	380709	380710	380711

The symbols can withstand outdoor conditions, made of UV-resistant plastic with an adhesive that can withstand 50° C to +90° C.  
Contact TreCe if you would like other symbols or text in a different language.



Legs in stainless steel



Stainless steel lacquered legs with concrete base.



Lacquered legs in oak

Hightower legs Legs with adjustable feet in powder coated stainless steel, indoor and outdoor

Colour	Dimensions	Art no.
RAL 9010 White	H: 70, Ø: 32	390303
RAL 7032 Warm Grey	H: 70, Ø: 32	390306
RAL 7016 Anthracite	H: 70, Ø: 32	390304

RAL 5023 Brilliant blue	H: 70, Ø: 32	390311
RAL 1013 Pearl white	H: 70, Ø: 32	390305
RAL 6013 Olive	H: 70, Ø: 32	390307
RAL 6020 Forest green	H: 70, Ø: 32	390301
RAL 8014 Chocolate	H: 70, Ø: 32	390308
RAL 1017 Saffron	H: 70, Ø: 32	390310
RAL 3014 Old pink	H: 70, Ø: 32	390309
RAL 3005 Wine red	H: 70, Ø: 32	390302

Hightower wooden legs Lacquered legs in oak with adjustable feet, indoor

Colour	Dimensions	Art no.
Lacquered oak	H: 70, Ø: 38	390501

Hightower outdoor stand Stainless steel lacquered legs with concrete base, outdoor use

Colour	Dimensions	Art no.
RAL 9010 White	410x132x430	390403
RAL 7032 Warm Grey	410x132x430	390406
RAL 7016 Anthracite	410x132x430	390404

RAL 5023 Brilliant blue	410x132x430	390411
RAL 1013 Pearl white	410x132x430	390405
RAL 6013 Olive	410x132x430	390407
RAL 6020 Forest green	410x132x430	390401
RAL 8014 Chocolate	410x132x430	390408
RAL 1017 Saffron	410x132x430	390410
RAL 3014 Old pink	410x132x430	390409
RAL 3005 Wine red	410x132x430	390402



**Dimensions:** Width x Height x Depth. **Frame:** Powder-coated steel. **Lid:** Stainless steel plate.

**Legs:** Powder coated steel sheet for indoor use or stainless steel sheet with or without concrete base for outdoor use.


### This is how you order your Popsicle:

1. Choose unit & colour (with or without lid)
2. Choose a symbol.
3. Choose legs.

1. Choose unit  
& colour (with  
or without lid)

2. Choose a symbol.

3. Choose legs.



Popsicle Shaft 1 with  
footplate for indoor use.

**Popsicle** Powder coated galvanised steel sheet.  
Total height with base 1044 mm. 57L

Colour	Dimensions	Art no.
RAL 9010 White	359x733x477	380110
RAL 7032 Warm Grey	359x733x477	380114
RAL 7016 Anthracite	359x733x477	380111
RAL 5023 Brilliant blue	359x733x477	380119
RAL 1013 Pearl white	359x733x477	380113
RAL 6013 Olive	359x733x477	380115
RAL 6020 Forest green	359x733x477	380102
RAL 8014 Chocolate	359x733x477	380116
RAL 1017 Saffron	359x733x477	380118
RAL 3014 Old pink	359x733x477	380117
RAL 3005 Wine red	359x733x477	380106

Any RAL colour at additional cost, contact TreCe.

**Popsicle with lid** Powder coated galvanised steel sheet.  
Total height with base 1044 mm. 57L

Colour	Dimensions	Art no.
RAL 9010 White	359x733x477	380210
RAL 7032 Warm Grey	359x733x477	380214
RAL 7016 Anthracite	359x733x477	380211
RAL 5023 Brilliant blue	359x733x477	380219
RAL 1013 Pearl white	359x733x477	380213
RAL 6013 Olive	359x733x477	380215
RAL 6020 Forest green	359x733x477	380202
RAL 8014 Chocolate	359x733x477	380216
RAL 1017 Saffron	359x733x477	380218
RAL 3014 Old pink	359x733x477	380217
RAL 3005 Wine red	359x733x477	380206

### Popsicle Colours



**Dimensions:** Width x Height x Depth. **Frame:** Powder-coated steel. **Lid:** Stainless steel plate.  
**Legs:** Powder coated steel sheet for indoor use or stainless steel sheet with or without concrete base for outdoor use.

**Popsicle Shaft 1** Footplate and shaft in powder-coated steel plate, indoor use

Colour	Dimensions	Art no.
RAL 9010 White	350x311x430	380310
RAL 7032 Warm Grey	350x311x430	380314
RAL 7016 Anthracite	350x311x430	380311
RAL 5023 Brilliant blue	350x311x430	380319
RAL 1013 Pearl white	350x311x430	380313
RAL 6013 Olive	350x311x430	380315
RAL 6020 Forest green	350x311x430	380302
RAL 8014 Chocolate	350x311x430	380316
RAL 1017 Saffron	350x311x430	380318
RAL 3014 Old pink	350x311x430	380317
RAL 3005 Wine red	350x311x430	380306

Any RAL colour at additional cost, contact TreCe..

**Popsicle Shaft 2** Concrete foot, shaft in stainless steel, outdoor use












Colour	Dimensions	Art no.
Stainless steel	409x311x429	380401



Popsicle Shaft 1 with foot-plate for indoor use.

Popsicle shaft 2 with concrete foot for outdoor use.

**Popsicle** Symbol, white or anthracite, 1 pair (back + front)

											
WASTE	PLASTIC	BOTTLES CANS	BOTTLES	CANS	METAL	ORGANIC	PAPER CUPS	PAPER	CLEAR GLASS	COLOURED GLASS	
Colour	Art no.										
White	380601	380602	380603	380604	380605	380606	380607	380608	380609	380610	380611
Anthracite	380701	380702	380703	380704	380705	380706	380707	380708	380709	380710	380711

The symbols can withstand outdoor climate. They are made of UV-resistant plastic with an adhesive that can endure -50 ° C to + 90 ° C.  
Contact TreCe if you want other symbols or text in other languages.



Olive RAL 6013 Pearl white RAL 1013 Old pink RAL 3014

**Popsicle Shaft 3** Stainless steel shaft, outdoor use

Stainless steel shaft is cast into concrete with rebar, outdoor use.  
The shaft goes down 444 mm below ground, 311 mm above ground.

Colour	Dimensions	Art no.
RAL 9010 White	300x605x300	380510
RAL 7032 Warm Grey	300x605x300	380514
RAL 7016 Anthracite	300x605x300	380511
RAL 5023 Brilliant blue	300x605x300	380519
RAL 1013 Pearl white	300x605x300	380513
RAL 6013 Olive	300x605x300	380515
RAL 6020 Forest green	300x605x300	380502
RAL 8014 Chocolate	300x605x300	380516
RAL 1017 Saffron	300x605x300	380518
RAL 3014 Old pink	300x605x300	380517
RAL 3005 Wine red	300x605x300	380506

Any RAL colour at additional cost, contact TreCe.



Popsicle with shaft in powder-coated stainless steel cast into the ground.

**Frame:** Powder-coated steel.  
**Shell:** Fibreglass.

# Butler

## Recycling unit

When Jangir designed our new product, Butler, it was not primarily intended as just a waste bin. It would create both identity and a sense of good design where it was placed. A waste bin you do not want to hide, as it both strengthens and beautifies the environment with its peculiar shape. The bin can be placed alone or in a group.

Butler consists of an outer shell in fibreglass with a simple frame of Swedish steel. The shell, which is very shock-resistant, is easy to lift off when changing the waste bag. Butler is ideal for offices, shopping malls, hotels, schools, universities and other public spaces. Butler is made in two sizes, Small 46L and Large 116L.



Black inner frame in RAL 9005.

### Butler Small, white

Outer shell in white fibreglass, black inner frame in RAL 9005. 46L.  
Recommended waste bag 70-85L.

Colour	Dimensions	Art no.
RAL 9010 White	543x668x543	330101

Any RAL colour at additional cost, contact TreCe.

### Butler Large, white

Outer shell in white fibreglass, black inner frame in RAL 9005. 116L.  
Recommended waste bag 125 L.

Colour	Dimensions	Art no.
RAL 9010 White	562x850x562	330201

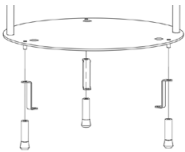
Any RAL colour at additional cost, contact TreCe.

## Accessories

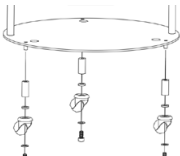
Name		Colour	Art no.
Butler floor attachment	3 black Z-profls for floor attachment in RAL 9005. Attached between the legs and the base.	Black	330198
Butler with wheels	3 black wheels with legs in RAL 9005	Black	330199



Legs (standard)



Floor attachment



Wheels

Name		Dimensions	Colour	Art no.
Butler Small Symbol sheets, text in english	9 symbols	73x50	Grey	330312
Butler Large Symbol sheets, text in english	9 symbols	98,5x68	Grey	330322



The symbols are produced in UV-resistant plastic and have a transparent base. The symbols are shaped to simplify attachment. The symbol sheets are packed with the gods but not applied before shipping.

 BOTTLES CANS	 CLEAR GLASS	 COLOURED GLASS
 METAL	 ORGANIC	 PAPER
 PAPER CUPS	 PLASTIC	 WASTE



**Frame:** Powder-coated steel plate. **Lid:** Powder-coated Aluminium.  
**Shaft, wall mount and footplate:** Powder-coated steel plate.

# Birdie

## Recycling

Flexible recycling piece made of resistant Swedish steel. Available in 11 standard colours and delivered with specially designed symbols for easy sorting. Birdie is made in two sizes and holds 43 L (Birdie 500) and 63 L (Birdie 750). Both have soft closing lids and inlets in stable quality plastic. Birdie is available as floor standing and wall mounted, with matching wall brackets.

Birdie has received many international awards thanks to its unique shape and good design.

### Sustainability and materials

Frame in powder coated steel made in Sweden, consists of 20% recycled materials. The steel is 100% recyclable. The powder coating is a good environmental choice as no solvents are used. The lid inlet is in plastic and marked according to ISO 11469 for recycling. It can easily be removed for cleaning and is dishwasher safe. The lid in the closed position prevents odor and works in an upright position as a splash protection. Birdie's thought through design makes it easy to empty.



Lid inlet in plastic.



Wine red RAL 3005 Old pink RAL 3014 Pearl white RAL 1013



Wall mounted Birdie. Anthracite RAL 7016



White RAL 9010

**Frame:** Powder-coated steel plate. **Lid:** Powder-coated Aluminium.  
**Shaft, wall mount and footplate:** Powder-coated steel plate.

How to order your Birdie:



Birdie 750 63L

Birdie symbol

BOTTLES CANS

Birdie 500 43L

WASTE

Birdie footplate 2

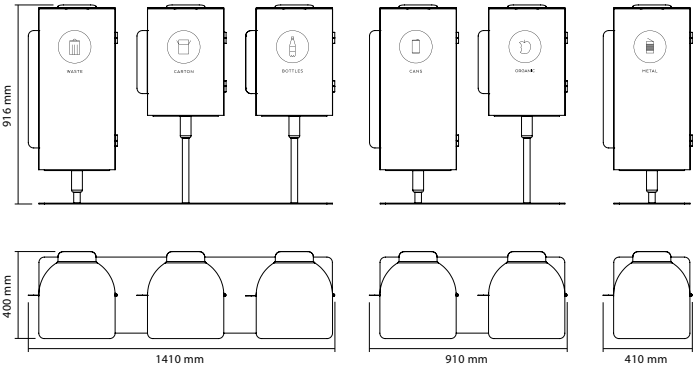
Always start from the left and repeat steps 1–2 for each new unit. Finish each combination by selecting step 3. (For Birdie wall – skip step 3).

- 1 Choose unit (size, colour, floor or wall).
- 2 Choose a symbol.
- 3 Choose a footplate.

Birdie Floor, 500 (43 litres) and 750 (63 litres), incl. shaft

Colour	Birdie 500	Birdie 750
PRICE CATEGORY 1		
RAL 9010 White	350107	350207
RAL 7032 Warm Grey	350117	350218
RAL 7016 Anthracite	350108	350208
PRICE CATEGORY 2		
RAL 5023 Brilliant blue	350123	350223
RAL 1013 Pearl white	350118	350217
RAL 6013 Olive	350119	350219
RAL 6020 Forest green	350110	350210
RAL 8014 Chocolate	350120	350220
RAL 1017 Saffron	350122	350222
RAL 3014 Old pink	350121	350221
RAL 3005 Wine red	350114	350214

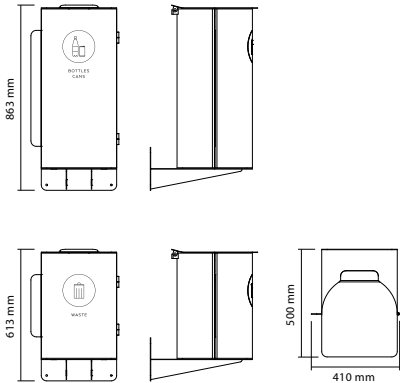
Any RAL colour at additional cost, contact TreCe.



Birdie Wall, 500 (43 litres) and 750 (63 litres) incl. wall mount

Colour	Birdie 500	Birdie 750
PRICE CATEGORY 1		
RAL 9010 White	351307	351407
RAL 7032 Warm Grey	351317	351418
RAL 7016 Anthracite	351308	351408
PRICE CATEGORY 2		
RAL 5023 Brilliant blue	351323	351423
RAL 1013 Pearl white	351318	351418
RAL 6013 Olive	351319	351419
RAL 6020 Forest green	351310	351410
RAL 8014 Chocolate	351320	351420
RAL 1017 Saffron	351322	351422
RAL 3014 Old pink	351321	351421
RAL 3005 Wine red	351314	351414

Any RAL colour at additional cost, contact TreCe.





**Frame:** Powder-coated steel plate. **Lid:** Powder-coated Aluminium.  
**Shaft, wall mount and footplate:** Powder-coated steel plate.

Birdie Colours



Birdie Symbol Ø 150 mm, white or anthracite

WASTE      PLASTIC      BOTTLES CANS      BOTTLES      CARTON      CANS      METAL      ORGANIC      PAPER CUPS      CLEAR GLASS      COLOURED GLASS      PAPER

Colour	Art no.											
White	355001	355002	355003	355004	355005	355006	355007	355012	355009	355013	355014	355011
Anthracite	355101	355102	355103	355104	355105	355106	355107	355112	355109	355113	355114	355111

Contact TreCe if you want other symbols or text in other languages.

Birdie Footplate 1, 2 and 3

Colour	Footpl. 1	Footpl. 2	Footpl. 3
PRICE CATEGORY 1			
RAL 9010 White	353007	353107	353207
RAL 7032 Warm Grey	353018	353118	353218
RAL 7016 Anthracite	353008	353108	353208
PRICE CATEGORY 2			
RAL 5023 Brilliant blue	353023	353123	353223
RAL 1013 Pearl white	353017	353117	353217
RAL 6013 Olive	353019	353119	353219
RAL 6020 Forest green	353010	353110	353210
RAL 8014 Chocolate	353020	353120	353220
RAL 1017 Saffron	353022	353122	353222
RAL 3014 Old pink	353021	353121	353221
RAL 3005 Wine red	353014	353114	353214

Accessories

Name	Colour	Art no.
Birdie plastic bag 85L	85 litres, 25 pcs	Transparent 345201
Birdie moisture protection	Ø 300, H 220	Transparent 350001
Organic waste shelf, standing	Ø 265, H 150	Anthracite 350002

Suitable waste bags for Birdie:  
Birdie 750, 63L: 85–125L  
Birdie 500, 43L: 35–70L



In this Birde 500, is moisture protection and Organic waste shelf placed.



**Size:** Width x Height (incl. wheels) x Depth.

# Cloud

## Recycling

Cloud is a mobile recycling unit designed to fit into a modern work environment where flexibility and aesthetics are two key factors. With inlets from both sides, Cloud can be placed against a wall or in the middle of a room. Cloud is available in laminate and lacquered MDF. Doors and backs in powder-coated steel. Cloud is equipped with doors for easy emptying. Doors and backs are equipped with specially designed recycling symbols, and with the possibility to choose colour and labelling, Cloud can be adapted to different types of environments and needs.


White pull-out bag holders are included in the frame. Load capacity per wheel: 80 kg. Black wheels with rubber surface, height: 100 mm. Two of the wheels have a brake. Inlet from two directions,

front (door) and rear (back). Fitted lip on the inside of doors lead waste into the bag. Back is fixed. Designed for 85–125 litres bags.


### Sustainability & Material

The frame in MDF comes from a traceable forestry, meets the requirements for E1 formaldehyde and CARB2. The frame is painted with water-based lacquer. Doors in powder-coated sheet steel are manufactured in Sweden and consist of 20 percent recycled material. The steel plate is 100 percent recyclable. Powder coating is a good environmental choice as no solvents are required.

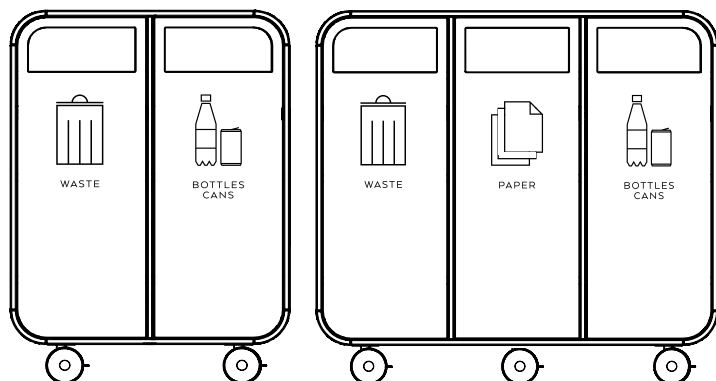
Tested in accordance with SS-EN 16121:2013 and A1:2018.



**Size:** Width x Height (incl. wheels) x Depth.



### This is how you order your Cloud:



**Cloud 2**  
787x1090x500

**Cloud 3**  
1172x1090x500

1. Choose the frame (laminate or lacquered MDF).
2. Choose doors (backs are included)  
Cloud 2 – 1. left & 1. right door  
Cloud 3 – 1. left, 1. middle & 1. right door.
3. Choose 2. alt. 3. symbols depending on frame (same symbol selected for the door is also mounted on the opposite side (back)).
4. Add a rubber mat and moisture protection bottom if necessary.

Suitable waste bags: 85-125L

### Cloud Frame, MFC laminate, thickness 16 mm

Name	Pearl white (U15331)	Anthracite (U12011)
Cloud 2 Frame laminate	480403	480402
Cloud 3 Frame laminate	480303	480302

Cloud 3 has an extra wheel, 5 in total.

### Cloud Frame, Raw, clear coat lacquered, thickness 16 mm

Name	Raw (MDF)
Cloud 2 Frame Raw	480213
Cloud 3 Frame Raw	480113

Cloud 3 has an extra wheel, 5 in total.

### Cloud Frame, lacquered MDF, thickness 16 mm

Name	NCS S0502-Y White	NCS RAL 7032 Warm Grey	NCS RAL 7016 Anthracite	NCS RAL 5023 Brilliant blue	NCS RAL 1013 Pearl white	NCS RAL 6013 Olive	NCS RAL 6020 Forest green	NCS RAL 8014 Chocolate	NCS RAL 1017 Saffron	NCS RAL 3014 Old pink	NCS RAL 3005 Wine red
Cloud 2 Frame	480203	480215	480204	480220	480214	480216	480206	480217	480219	480218	480210
Cloud 3 Frame	480103	480115	480104	480120	480114	480116	480106	480117	480119	480118	480110

Cloud 3 has an extra wheel, 5 in total.

### Cloud Doors, powder-coated steel, thickness 3 mm (back included)

Name	RAL 9010 White	RAL 7032 Warm Grey	RAL 7016 Anthracite	RAL 5023 Brilliant blue	RAL 1013 Pearl white	RAL 6013 Olive	RAL 6020 Forest green	RAL 8014 Chocolate	RAL 1017 Saffron	RAL 3014 Old pink	RAL 3005 Wine red
Cloud Door left	481001	481015	481003	481020	481014	481016	481008	481017	481019	481018	481011
Cloud Door middle	481101	481115	481103	481120	481114	481116	481108	481117	481119	481118	481111
Cloud Door right	481201	481215	481203	481220	481214	481216	481208	481217	481219	481218	481211



### Cloud Colours Frames MFC laminate + Raw



Pearl white  
(U15331)



Anthracite  
(U12011)



Raw  
(MDF)

### Cloud Colours Frames NCS + RAL



White



Warm Grey



Anthracite



Brilliant blue



Pearl white



Olive



Forest green



Chocolate



Saffron



Old pink



Wine red

### Cloud Symbol 1 pair (back + front)



WASTE



PLASTIC



BOTTLES  
CANS



BOTTLES



CARTON



CLEAR GLASS



COLOURED GLASS



METAL



PAPER



ORGANIC

#### Colour

White	482001	482002	482003	482004	482005	482010	482011	482006	482008	482009
Anthracite	482101	482102	482103	482104	482105	482110	482111	482106	482108	482109

Contact TreCe if you want other symbols or text in other languages.

### Accessories

Name		Colour	Art no.
Cloud plastic bags	85 litres, 25 pcs	Transparent	483001
Cloud moisture protection (placed at the bottom)	380x300x380	Transparent	483002
Cloud rubber mat, black		Black	483003
Cloud organic waste shelf, hanging	270x403x410	White	481301
Cloud moisture protection (fits the organic waste shelf)	Ø:300, H:220	Transparent	481303

Cloud  
organic  
waste shelf





**Frame:** Powder-coated steel plate.  
**Lid:** Vacuum-foiled MDF with screen print.

# Kite

## Recycling

A modulated recycling unit designed by Annica Doms. Awarded the Red Dot Design Award for its innovative form. Designed for modularity in different configurations. Kite can be placed against the wall or as a free-standing accent in the room. The many possible combinations challenges the imagination and inspires creativity. Lids with eight different designs with varying shapes and screen printed symbols for different types of waste. Kite is available in 11 RAL colours and Kite Raw with lids in three standard colours, white, anthracite and olive grey. Kite holds 70 litres, designed for standard bag of 85–125 litres.

### Sustainability & Material

The lid's MDF meets E1 requirements for formaldehyde. MDF from certified forestry. The frame in powder-coated steel plate is manufactured in Sweden and consists of 20% of recycled material. The steel is 100% recyclable. The powder coating of the frame is a good environmental choice as no solvents are required.



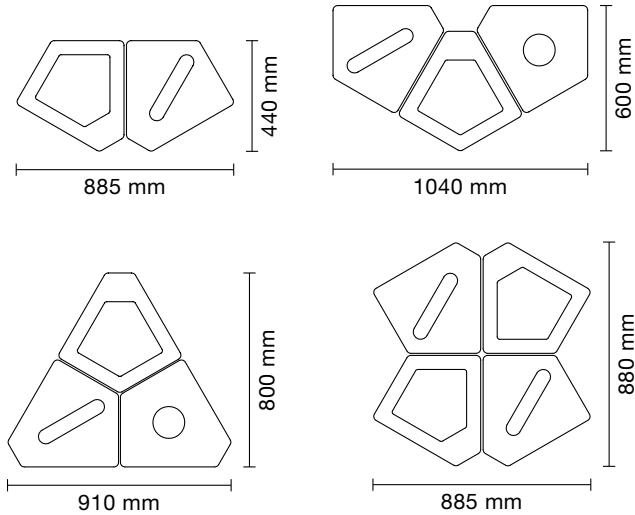
Old pink RAL 3014 Saffron RAL 1017

### Kite Frame

Width 500 mm, Height 700 mm, Depth 492 mm

Colour	Art no.
RAL 9010 White	881097
RAL 7032 Warm Grey	881074
RAL 7016 Anthracite	881098
RAW, clear powder coated steel sheet, matt gloss 5	881087
RAL 5023 Brilliant blue	881079
RAL 1013 Pearl white	881073
RAL 6013 Olive	881075
RAL 6020 Forest green	881089
RAL 8014 Chocolate	881076
RAL 1017 Saffron	881078
RAL 3014 Old pink	881077
RAL 3005 Wine red	881093

Any RAL colour at additional cost, contact TreCe.

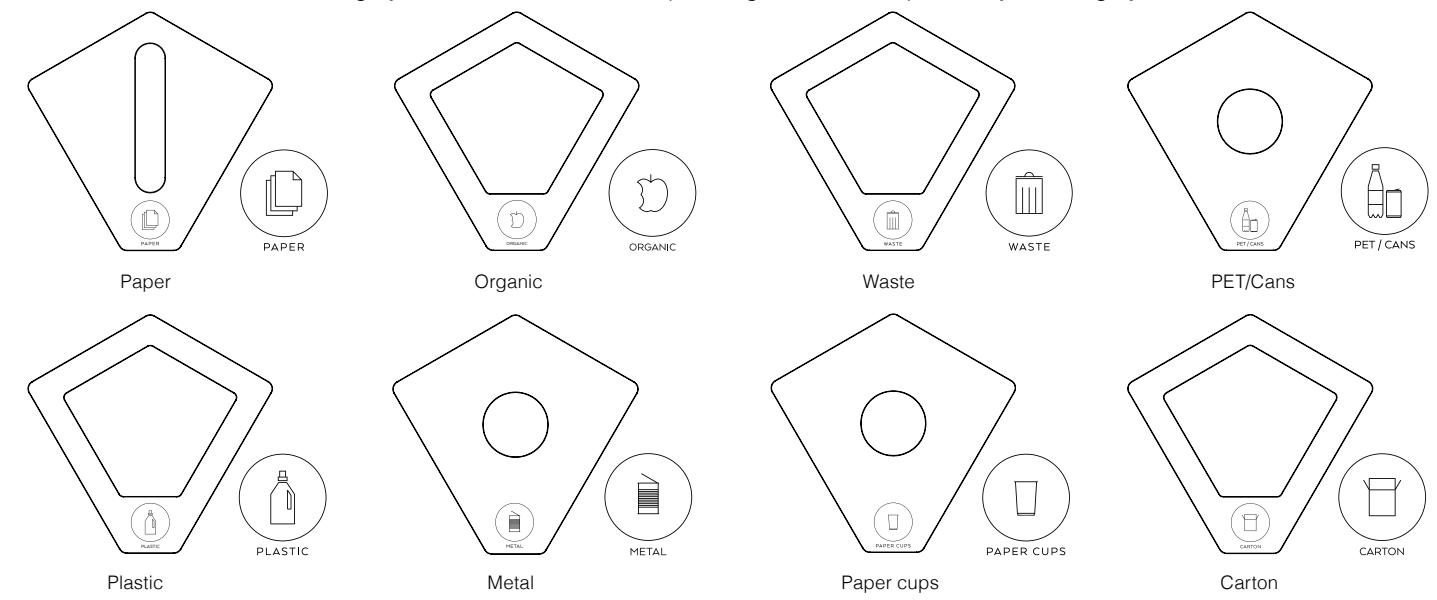


### Kite Colours + Raw




**Frame:** Powder-coated steel plate.  
**Lid:** Vacuum-foiled MDF with screen print.

**Kite lid**, anthracite, white or olive grey, vacuum foiled MDF, shape design with screen printed symbol in grey



Please note that there are shade differences between frames in olive and lids in olive grey.

Name	Anthracite	White	Olive
Kite lid Paper	882115	882111	882167
Kite lid Organic	882116	882112	882168
Contact here if you want other symbols or text in other languages.			
Kite lid Waste	882117	882113	882165
Kite lid PET/Cans	882118	882114	882164
Kite lid Plastic	882148	882147	882161
Kite lid Metal	882150	882149	882160
Kite lid Paper cups	882142	882141	882163
Kite lid Carton	882145	882144	882162



Name	Colour	Art no.
Please note that there are shade differences between lids in olive grey and lid in olive.		
Kite moisture protection	Ø 450 H 350 Transparent	881180
Kite lid insert in lacquered MDF. Fits Kite lid: Waste, Plastic and Organic		
Kite lid insert with knob	Waste, Plastic and Organic	350002
Knob: F25550 H270 F2297/black, F5343/Olive grey		

Name	Fits Kite-lid	White	Anthracite
Kite lid insert with knob	Organic, Waste, Plastic, Carton	881181	881182



Kite moisture protection base for easy cleaning. Recommended for wet fractions like waste, organics and PET/cans.



Kite lid insert in lacquered MDF, NCS S 0500-N, with white knob.

**Frame:** Powder-coated steel plate.  
**Lid:** Vacuum-foiled MDF with screen print.

# Kite mini

## Recycling

Kite mini is an exact copy of Kite, but in a reduced size. This gives a clear "family feeling" and a uniform expression. Kite mini is intended for smaller spaces like under desks, hotel rooms or smaller conference rooms. There is also a wall mount for Kite mini, which means that it can be placed on the wall. As single or in pairs to free floor space. Kite mini is available in 11 RAL colours. Lids in colour white, anthracite or olive grey with 6 different screen printed symbols for recycling. Kite mini holds 10 litres.

### Sustainability & Material

The lid's MDF meets E1 requirements for formaldehyde. MDF from certified forestry. The frame in powder-coated steel plate is manufactured in Sweden and consists of 20% of recycled material. The steel is 100% recyclable. The powder coating of the frame is a good environmental choice as no solvents are required. Base in 100% recycled ABS plastic, marked for recycling according to ISO 11469. In line with our environmental strategy, Kite mini is delivered unassembled.

- No fittings
- No tools
- Easy to assemble

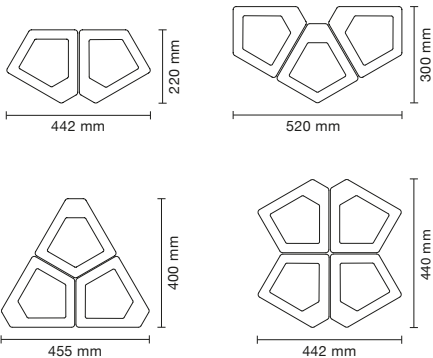


Anthracite RAL 7016 White RAL 9010


### Kite mini Frame 10L

Width 250 mm, Height 355 mm, Depth 245 mm

Colour	Art no.
PRICE CATEGORY 1	
RAL 9010 White	882097
RAL 7032 Warm Grey	882082
RAL 7016 Anthracite	882098
PRICE CATEGORY 2	
RAL 5023 Brilliant blue	882087
RAL 1013 Pearl white	882081
RAL 6013 Olive	882083
RAL 6020 Forest green	882089
RAL 8014 Chocolate	882084
RAL 1017 Saffron	882086
RAL 3014 Old pink	882085
RAL 3005 Wine red	882093



### Kite mini Colours



**Frame:** Powder-coated steel plate.  
**Lid:** Vacuum-foiled MDF with screen print.



Olive RAL 6013 Forest green RAL 6020



Brilliant blue RAL 5023  
Old pink RAL 3014  
Olive RAL 6013

**Kite mini** Wall, Frame 10L, wall mounted, right or left

Width 250 mm, Height 355 mm, Depth 245 mm


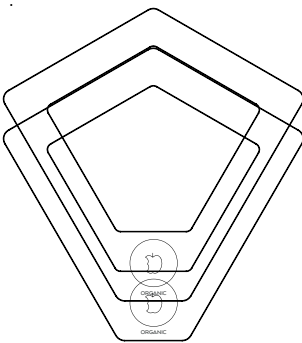
Colour	Kite Mini wall right	Kite Mini wall left
PRICE CATEGORY 1		
RAL 9010 White	883097	884097
RAL 7032 Warm Grey	883082	884082
RAL 7016 Anthracite	883098	884098
PRICE CATEGORY 2		
RAL 5023 Brilliant blue	883087	884087
RAL 1013 Pearl white	883081	884081
RAL 6013 Olive	883083	884083
RAL 6020 Forest green	883089	884089
RAL 8014 Chocolate	883084	884084
RAL 1017 Saffron	883086	884086
RAL 3014 Old pink	883085	884085
RAL 3005 Wine red	883093	884093



Wall mount included with Kite mini wall.

Name	Anthracite	White	Olive
Kite mini lid Paper	882215	882211	882221
Kite mini lid Organic	882216	882212	882222
Kite mini lid Waste	882217	882213	882223
Kite mini lid PET/Cans	882218	882214	882224
Kite mini lid Metal	882245	882244	882226
Kite mini lid Plastic	882248	882247	882227

Please note that there are shade differences between frames in olive and lids in olive grey.



Contact TreCe if you want other symbols or text in other languages.



**Frame:** Powder-coated steel plate.

**Lid:** 1.5 mm powder-coated steel.

# Hold Recycling

TreCe, together with Tengbom architects, have developed the recycling bin Hold. A collaboration that started with Tengbom seeing a need for a different and functional recycling bin that could meet the needs of smaller spaces. Conference rooms, hotel rooms, smaller meeting rooms, etc. TreCe was contacted and the result was Hold.

A small and functional bin available in 11 RAL colours. 7 different lids with different profiles and text for easy sorting. Adapted bag holder and containers in recycled plastic, available as an accessory. Hold holds 20 litres.

## Sustainability & Material

Frame in powder coated steel plate made in Sweden and consists of 20% recycled materials, The steel plate is 100% recyclable. The powder coating is a good environmental choice as no solvents are used. Container bin in 100% recycled plastic. The container bins are dishwasher safe.



Wall mount included for Hold Wall.

## How to order Hold:

1. Choose frame (floor or wall) & colour.
2. Choose lid & colour.
3. Choose container bin or a bag holder.

### Hold Floor

Width 365 mm, Height 300 mm, Depth 245 mm

Colour	Art no.
<b>PRICE CATEGORY 1</b>	
RAL 9010 White	470103
RAL 7032 Warm Grey	470114
RAL 7016 Anthracite	470104
<b>PRICE CATEGORY 2</b>	
RAL 5023 Brilliant blue	470119
RAL 1013 Pearl white	470113
RAL 6013 Olive	470115
RAL 6020 Forest green	470106
RAL 8014 Chocolate	470116
RAL 1017 Saffron	470118
RAL 3014 Old pink	470117
RAL 3005 Wine red	470110

### Hold Wall incl. wall mount

Colour	Art no.
<b>PRICE CATEGORY 1</b>	
RAL 9010 White	470203
RAL 7032 Light grey	470214
RAL 7016 Anthracite	470204
<b>PRICE CATEGORY 2</b>	
RAL 5023 Brilliant blue	470219
RAL 1013 Pearl white	470213
RAL 6013 Olive	470215
RAL 6020 Forest green	470206
RAL 8014 Chocolate	470216
RAL 1017 Saffron	470218
RAL 3014 Old pink	470217
RAL 3005 Wine red	470210

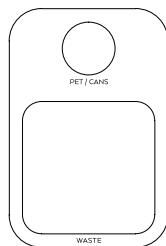
## Hold Colours



**Frame:** Powder-coated steel plate.

**Lid:** 1.5 mm powder-coated steel.

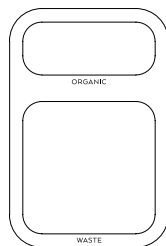
## Hold Lid



**Lid 1 – PET/Cans round inlet  
Waste large inlet**

Colour	Art no.
RAL 9010 White	470303
RAL 7032 Warm Grey	470314
RAL 7016 Anthracite	470304
RAL 5023 Brilliant blue	470319
RAL 1013 Pearl white	470313
RAL 6013 Olive	470315
RAL 6020 Forest green	470306
RAL 8014 Chocolate	470316
RAL 1017 Saffron	470318
RAL 3014 Old pink	470317
RAL 3005 Wine red	470310

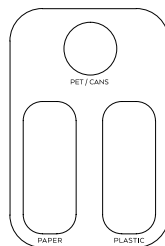
**Containers:**  
1x Hold container small 471001  
1x Hold container large 471002



**Lid 2 – Organic small inlet Waste  
large inlet**

Colour	Art no.
RAL 9010 White	470403
RAL 7032 Warm Grey	470414
RAL 7016 Anthracite	470404
RAL 5023 Brilliant blue	470419
RAL 1013 Pearl white	470413
RAL 6013 Olive	470415
RAL 6020 Forest green	470406
RAL 8014 Chocolate	470416
RAL 1017 Saffron	470418
RAL 3014 Old pink	470417
RAL 3005 Wine red	470410

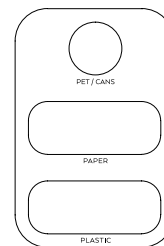
**Containers:**  
1x Hold container small 471001  
1x Hold container large 471002



**Lid 3 – PET/Cans round inlet  
Paper & Plastic small inlet**

Colour	Art no.
RAL 9010 White	470503
RAL 7032 Warm Grey	470514
RAL 7016 Anthracite	470504
RAL 5023 Brilliant blue	470519
RAL 1013 Pearl white	470513
RAL 6013 Olive	470515
RAL 6020 Forest green	470506
RAL 8014 Chocolate	470516
RAL 1017 Saffron	470518
RAL 3014 Old pink	470517
RAL 3005 Wine red	470510

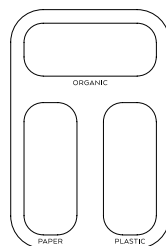
**Containers:**  
3x Hold container small 471001



**Lid 4 – PET/Cans round inlet  
Paper & Plastic small inlet**

Colour	Art no.
RAL 9010 White	470603
RAL 7032 Warm Grey	470614
RAL 7016 Anthracite	470604
RAL 5023 Brilliant blue	470619
RAL 1013 Pearl white	470613
RAL 6013 Olive	470615
RAL 6020 Forest green	470606
RAL 8014 Chocolate	470616
RAL 1017 Saffron	470618
RAL 3014 Old pink	470617
RAL 3005 Wine red	470610

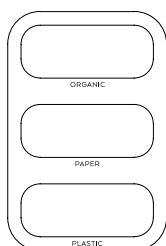
**Containers:**  
3x Hold container small 471001



**Lid 5 – Organic,  
Paper & Plastic, small inlet**

Colour	Art no.
RAL 9010 White	470703
RAL 7032 Warm Grey	470714
RAL 7016 Anthracite	470704
RAL 5023 Brilliant blue	470719
RAL 1013 Pearl white	470713
RAL 6013 Olive	470715
RAL 6020 Forest green	470706
RAL 8014 Chocolate	470716
RAL 1017 Saffron	470718
RAL 3014 Old pink	470717
RAL 3005 Wine red	470710


**Containers:**  
3x Hold container small 471001



**Lid 6 – Organic,  
Paper & Plastic, small inlet**

Colour	Art no.
RAL 9010 White	470803
RAL 7032 Warm Grey	470814
RAL 7016 Anthracite	470804
RAL 5023 Brilliant blue	470819
RAL 1013 Pearl white	470813
RAL 6013 Olive	470815
RAL 6020 Forest green	470806
RAL 8014 Chocolate	470816
RAL 1017 Saffron	470818
RAL 3014 Old pink	470817
RAL 3005 Wine red	470810

**Containers:**  
3x Hold container small 471001



**Lid 7 – No symbol  
Large inlet (excl. bag holder\*)**

Colour	Art no.
RAL 9010 White	470903
RAL 7032 Warm Grey	470914
RAL 7016 Anthracite	470904
RAL 5023 Brilliant blue	470919
RAL 1013 Pearl white	470913
RAL 6013 Olive	470915
RAL 6020 Forest green	470906
RAL 8014 Chocolate	470916
RAL 1017 Saffron	470918
RAL 3014 Old pink	470917
RAL 3005 Wine red	470910

1x Hold bag holder 471010

## Containers/Bag holder

Name	Art no.
Hold container small	471001
Hold container large	471002
Hold bag holder for Lid 7	471010

Bag holder for waste bags is neatly concealed by lid. Only for Lid 7.

For bag holder:  
Suitable waste bags: 20-25L

Contact TreCe if you want other symbols or text in other languages.

**\* Bag holder is not included**

*This only applies to Lid 7 due to the form of the inlet.*

**Frame:** Powder-coated steel plate.  
**Lid:** 1.5 mm powder-coated steel.

# Hold mini

## Recycling unit

### Waste bin Hold mini – a baby brother to Hold

TreCe has together with Tengbom architects developed the recycling unit Hold. As part of this collaboration, Hold mini has seen the light of day.

Hold mini is reduced to a third of its big brother Hold. With only one fraction for sorting, Hold aims to function as a pure waste bin in conference rooms, hotel rooms, smaller meeting rooms etc. A small and functional bin with one type of inlet and a small container.

Hold mini also has a wall bracket, which means that it can be placed on a wall. The bins container in 100% recycled plastic, a durable choice.

### Sustainability & Material

Frame in powder coated steel plate made in Sweden and consists of 20% recycled materials. The steel plate is 100% recyclable. The powder coating is a good environmental choice as no solvents are used. Container bin in 100% recycled plastic. The container bin is dishwasher safe.



Anthracite RAL 7016

### Hold mini Floor

Width 250 mm, Height 300 mm, Depth 135 mm

Colour	Art no
<b>PRICE CATEGORY 1</b>	
RAL 9010 White	472003
RAL 7032 Warm Grey	472014
RAL 7016 Anthracite	472004
<b>PRICE CATEGORY 2</b>	
RAL 5023 Brilliant blue	472019
RAL 1013 Pearl white	472013
RAL 6013 Olive	472015
RAL 6020 Forest green	472006
RAL 8014 Chocolate	472016
RAL 1017 Saffron	472018
RAL 3014 Old pink	472017
RAL 3005 Wine red	472010

### Hold mini Wall incl. wall mount


Width 250 mm, Height 300 mm, Depth 135 mm

Colour	Art no
<b>PRICE CATEGORY 1</b>	
RAL 9010 White	472203
RAL 7032 Warm Grey	472214
RAL 7016 Anthracite	470204
<b>PRICE CATEGORY 2</b>	
RAL 5023 Brilliant blue	472219
RAL 1013 Pearl white	472213
RAL 6013 Olive	472215
RAL 6020 Forest green	472206
RAL 8014 Chocolate	472216
RAL 1017 Saffron	472218
RAL 3014 Old pink	472217
RAL 3005 Wine red	472210

### Hold mini Colours



**Frame:** Powder-coated steel plate.  
**Lid:** 1.5 mm powder-coated steel.



Saffron RAL 1017

Hold Lid

Lid without symbol, large inlet

Colour	Art no
PRICE CATEGORY 1	
RAL 9010 White	472903
RAL 7032 Warm Grey	472914
RAL 7016 Anthracite	472904
PRICE CATEGORY 2	
RAL 5023 Brilliant blue	472919
RAL 1013 Pearl white	472913
RAL 6013 Olive	472915
RAL 6020 Forest green	472906
RAL 8014 Chocolate	472916
RAL 1017 Saffron	472918
RAL 3014 Old pink	472917
RAL 3005 Wine red	472910

Hold mini can be ordered without lid. When adding a lid you also need to add the inner container, as the lid rests upon it.

Inner container

Name	Colour	Art no
Hold container small	Grey	471001





**Dimensions:** Width x Height x Depth.

**Bottom/Gable/Top:** 22 mm lacquered MDF. **Door/Back:** 16 mm lacquered MDF.

# Ridge Recycling

Ridge, with its special expression, becomes a different and expressive feature in the modern office. It gives the impression of an interior detail, not just a recycling station. What distinguishes Low and High is the slope of the upper frame.

A very stable construction that is built of 22 mm MDF and lacquered in 11 standard colours. The stainless steel ramp for easy access of a 140 litres waste bin is not only a practical detail, but also a part of the design that stands out. Ridge can be ordered with different recycling symbols depending on the purpose and waste.

- Integrated bag holder in stainless steel for sack is included in Ridge low/high Bag
- Door protection and loading ramp all in stainless steel
- Rubber mat included
- Adjustable feet
- Doors with aximate hinges, 135°

Tested in accordance with SS-EN 16121:2013 and A1:2018.



Ridge High  
Forest green NCS/RAL 6020

Ridge Low  
Olive NCS/RAL 6013

## Ridge Frame Low (frame only, add door and symbol)

Width 600 mm, Height 1397 mm, Depth 650 mm

Name	NCS S0502-Y White	NCS RAL 7032 Warm Grey	NCS RAL 7016 Anthracite	NCS RAL 5023 Brilliant blue	NCS RAL 1013 Pearl white	NCS RAL 6013 Olive	NCS RAL 6020 Forest green	NCS RAL 8014 Chocolate	NCS RAL 1017 Saffron	NCS RAL 3014 Old pink	NCS RAL 3005 Wine red
Ridge Low bag	490103	490114	490104	490119	490113	490115	490106	490116	490118	490117	490110
Ridge Low container	490123	490134	490124	490139	490133	490135	490126	490136	490138	490137	490130

## Ridge Frame High (frame only, add door and symbol)

Width 600 mm, Height 1521 mm, Depth 650 mm

Name	NCS S0502-Y White	NCS RAL 7032 Warm Grey	NCS RAL 7016 Anthracite	NCS RAL 5023 Brilliant blue	NCS RAL 1013 Pearl white	NCS RAL 6013 Olive	NCS RAL 6020 Forest green	NCS RAL 8014 Chocolate	NCS RAL 1017 Saffron	NCS RAL 3014 Old pink	NCS RAL 3005 Wine red
Ridge High bag	490203	490214	490204	490219	490213	490215	490206	490216	490218	490217	490210
Ridge High container	490223	490234	490224	490239	490233	490235	490226	490236	490238	490237	490230

## Ridge Colours

Ramp in stainless steel.











**Dimensions:** Width x Height x Depth.  
**Bottom/Gable/Top:** 22 mm lacquered MDF. **Door/Back:** 16 mm lacquered MDF.



Ridge Door – fits both Ridge Low and High

Name	NCS S0502-Y White	NCS S1502-G Warm Grey	NCS RAL 7016 Anthracite	NCS RAL 5023 Brilliant blue	NCS RAL 1013 Pearl white	NCS RAL 6013 Olive	NCS RAL 6020 Forest green	NCS RAL 8014 Chocolate	NCS RAL 1017 Saffron	NCS RAL 3014 Old pink	NCS RAL 3005 Wine red
Ridge door	490403	490414	490404	490419	490413	490415	490406	490416	490418	490417	490410

Ridge Symbol

								
Colour	WASTE	PLASTIC	BOTTLES CANS	BOTTLES	CARTON	METAL	PAPER	ORGANIC
White	490501	490502	490503	490504	490505	490506	490508	490509
Anthracite	490511	490512	490513	490514	490515	490516	490518	490519

Contact TreCe if you want other symbols or text in other languages.

Container/Bag holder

Fits Ridge low/high container

Ridge low/high bag includes an Integrated bag holder in stainless steel for sack. Ridge low/high container can be supplemented with container or bag holder on wheel.

Name	Art no.
Container 140 l	820941
Bag holder 125-160 l	820914

**Material:** Powder coated steel

# Clean

## Dispenser stand

### Clean – a flexible hand sanitiser dispenser stand.

Having good hand hygiene is important to protect both yourself and others from reducing the spread of infection and virus. Sanitising your hands is something that most people do when visiting shops, restaurants, offices or other public places.

When TreCe realised that the spread of infection became a problem in society, we began to think about how we could contribute, and came up with our own solution. A hand sanitiser floor stand, which is based on the customer's needs. Flexibility and simplicity are important to many and we have chosen to focus on that. The foundation is a stand with a stable base, with accessories you need and believe are of importance to your customers. Two different models of bottle holders (750 ml and 1000 ml) with leaking tray, holders for Tork M1 dispenser, a small bin and a sign for your own message (horizontal A4).

The stand consists of perforated holes on the front and back, where you simply hook on the accessories you have chosen in the place you want. In a preschool, you may choose to place the accessories at a lower height than in a high school, for example.

### Sustainability and material

Clean is made of Swedish quality steel and powder coated in Anthracite grey colour RAL 7016. The stand and other parts in powder-coated steel sheet are manufactured in Sweden and consist of 20% recycled material. The steel sheet is 100% recyclable. The powder coating of the frame is a good environmental choice as no solvents are required. Inner container in 100% recycled plastic and is dishwasher safe.



### This is how you order Clean:

1. Choose stand
2. Add accessories – dispenser holders
3. Add accessories – sign holder
4. Add other accessories such as holder for Tork M1, Clean Hold mini waste bin.

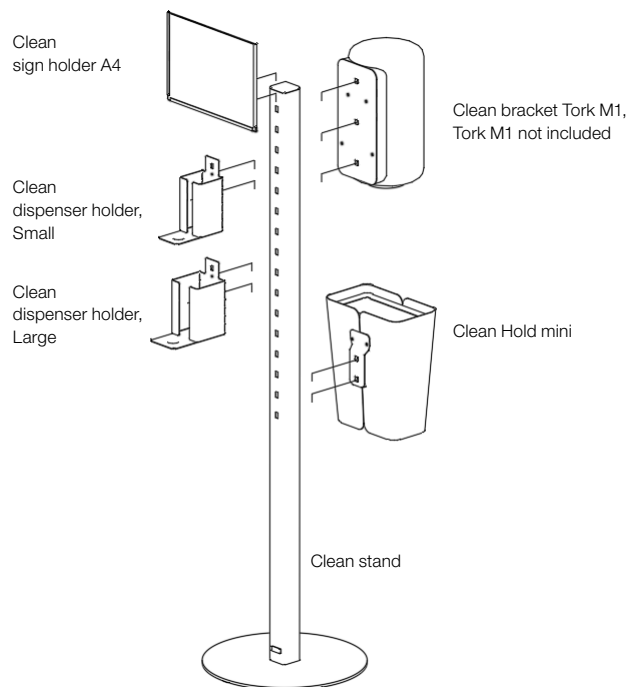
### Clean Dispenser stand

#### All components in RAL 7016 Anthracite

Name	Dimensions	Art no.
Stand 50*50 mm. incl footplate, screws and pads	H:140, Ø:380	110001
Dispenser holder Small Max size bottle: Ø 68 mm or 68x68 mm	72x170x140	110002
Dispenser holder Large Max size bottle: Ø 85 mm or 85x85 mm	88x170x157	110003
Bracket Katrin touchfree dispenser. (Dispenser not included*)	97x403	110007
Sign holder A4 Plastic cover included	303x215	110004
Bracket Tork M1 (Tork M1 not included**)	104x282	110005
Waste basket Hold mini 7 L. incl. bracket for stand inner container and lid.	250x302x135	473204

\* You buy Tork M1 from your daily office supplier.

\*\* You buy Katrin Touchfree Dispenser from your daily office supplier.



**Material:** Powder coated steel



Anthracite RAL 7016



Clean sign holder A4.



Clean bracket Tork M1, Tork M1 not included\*.




Clean dispenser holder, Small.



Clean dispenser holder, Small and Large.



Clean bracket Katrin touchfree dispenser. Dispenser not included\*.



Clean dispenser holder, Small, Large and Hold mini.

\* You buy Tork M1 and Katrin Touchfree Dispenser from your daily office supplier.



**Dimensions:** Width x Height x Depth.

**Frame:** 19 mm. **Front:** 16 mm. **Plinth front:** 75 mm. **Plinth:** 157 mm.

# CombiLine

## Recycling station

Ready combined recycling stations that cover the entire waste sorting for both large and small offices.

Frames and doors in standard white and worktops in high pressure laminate, anthracite. Stainless steel handles are standard. Would you like black or white handles, note this in your order. All drawers with soft closing and full extension that can withstand loads up to 35 kilos. Complete with environmental symbols and suitable containers, see page 125.

### Recycling station – ready combinations

Name	Size	Art no.
Recycling station 1	1020x1174x760	820500
Recycling station 2	1670x1174x760	820501
Recycling station 3	970x1174x600	820502
Recycling station 4	970x1174x600	820503



**Recycling station 1.** Ready module (1020x1174x760 mm) with inlets. 350x350\* mm in the worktop. The station is adapted for 190 L recycling containers/cardboard cart and 19 + 10 litres recycling containers. Recycling containers and cardboard cart are not incl. Stainless steel handles are included as standard.



**Recycling station 2.** Ready module (1670x1174x760 mm) with inlets. 350x350\* mm in the worktop. The station is adapted for 190 L recycling containers/ cardboard cart and 19 + 10 litres recycling containers. Recycling containers and cardboard cart are not incl. Stainless steel handles are included as standard.



**Recycling station 3.** Ready module (970x1174x600 mm) with inlets 250x250\* mm in the worktop. The station is adapted for 140 L recycling containers/cardboard cart/bag holder and 19 + 10 L recycling containers. Containers, bag holders and cart are not incl. Stainless steel handles are included as standard.



**Recycling station 4.** Ready module (970x1174x600 mm) with inlets 250x250\* mm in the worktop. The station is adapted for 140 L recycling containers/cardboard cart and 10, 19 and 60 recycling containers. Recycling containers and trolley are not included. Stainless steel handles are included as standard.

**Dimensions:** Width x Height x Depth.

**Frame:** 19 mm. **Front:** 16 mm. **Plinth front:** 75 mm. **Plinth:** 157 mm.

NCS refers to product lacquered in one optional NCS colour.

# CombiLine

## Recycling unit

Recycling units consisting of several modules which can easily be combined to cover the companies entire recycling. We offer everything from small recycling units with small containers placed in drawers, to larger stations with 240-litres containers.

Containers are also available separately in sizes 10–240 litres. Larger environmental units are always equipped with an access ramp in stainless steel.

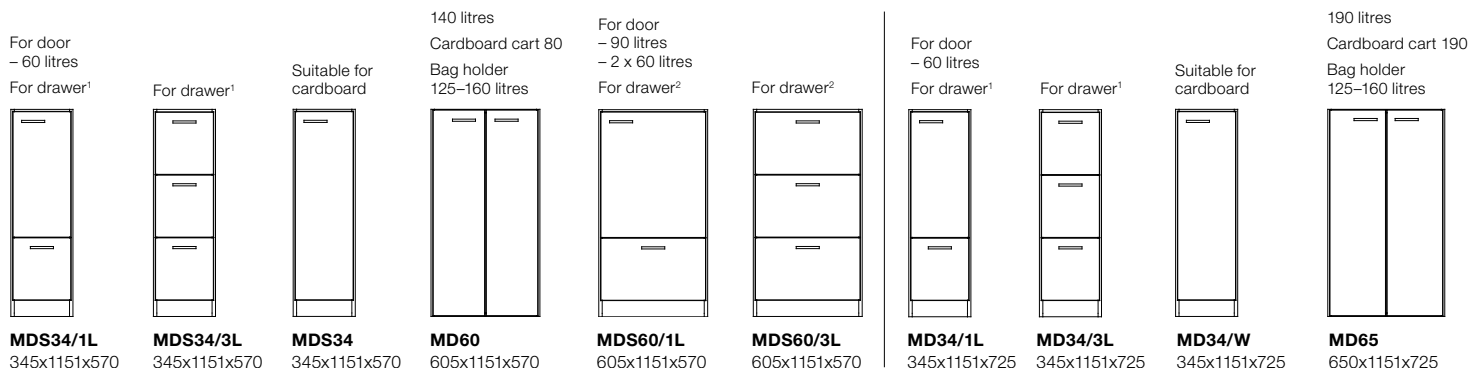
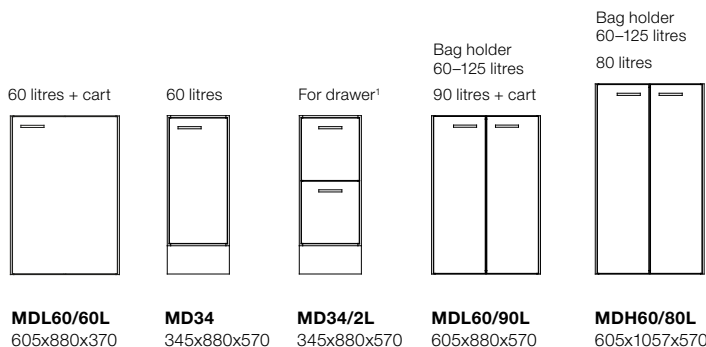
### CombiLine Recycling unit

Height 880 mm, Depth 370 mm

Name	White	NCS	Beech	Birch	Oak
MDL60/60L	821418	829418L	823418	825418	827418

Height 880/1057 mm, Depth 570 mm

Name	White	NCS	Beech	Birch	Oak
MD34	821416	829416L	823416	825416	827416
MD34/2L	821425	829425L	823425	825425	827425
MDL60/90L	821417	829417L	823417	825417	827417
MDH60/80L	821422	829422L	823422	825422	827422



Height 1151 mm, Depth 570 mm

Name	White	NCS	Beech	Birch	Oak
MDS34/1L	821430	829430L	823430	825430	827430
MDS34/3L	821429	829429L	823429	825429	827429
MDS34	821431	829431L	823431	825431	827431
MD60	821428	829428L	823428	825428	827428
MDS60/1L	821433	829433L	823433	825433	827433
MDS60/3L	821434	829434L	823434	825434	827434

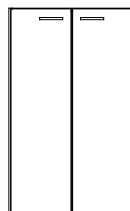
Height 1151 mm, Depth 790 mm

Name	White	NCS	Beech	Birch	Oak
MD70	821427	829427L	823427	825427	827427

Height 1151 mm, Depth 725 mm

Name	White	NCS	Beech	Birch	Oak
MD34/1L	821421	829421L	823421	825421	827421
MD34/3L	821423	829423L	823423	825423	827423
MD34/W	821432	829432L	823432	825432	827432
MD65	821424	829424L	823424	825424	827424

240 litres



**MD70**  
700x1151x790

Low drawers with 100% extraction have a maximum load capacity of 35 kg.

Order worktops, inlets, containers and lids for your recycling unit. Containers for drawers are available in several sizes, adapted for different fractions 113.

1.) For drawer any combination. 3 x 10 litres/drawer, 1 x 10 litres + 1 x 19 litres/drawer, 1 x 25 litres waste bag

2.) For drawer any combination. 2 x 10 litres + 2 x 19 litres, 2 x 25 litres waste bag

# CombiLine

## Containers/bag holder



Recycling station with cardboard cart and recycling container on wheels.



Recycling station with container 60 litres.



Container 2x19, 2x10 litres.



Waste bag 2x25 litres. Washable fabric with rubberized inside.



Lid for round inlet.



Container 90 litres + cart.



Waste bag 25 litres.



Bag holder, 60–125 litres.



Inlet with lacquered frame in steel, 250x250 mm.



Container 90 litres.



Container 3x10 litres.



Container 19+10 litres.



Inlet with lacquered frame in steel, 250x250 mm.

**Dimensions:** Width x Height x Depth.



Cardboard cart

Bag holder,  
60–125 litresBag holder,  
125–160 litres

240 litres



190 litres



140 litres



80 litres



90 litres



60 litres

Cart for  
60 + 90 litres

47 litres

Waste bag  
25 litres

21 litres



19 litres



10 litres

## Cardboard cart/Bag holder/Containers

Name	Fits	Size	Art no.
Cardboard cart 80	MD60	480x990x480	820938
Cardboard cart 190	MD65	540x1035x620	820932
Bag holder, 60-125L	MDL60, MD60, MDH60	370x650/910x480	820949
Bag holder, 125-160L	MD60, MDH60, MD65	490x1000x460	820914
Container 240L	MD70	580x1070x731	820937
Container 190L	MD65	545x1000x690	820923
Container 140L	MD60	500x1042x543	820941
Container 80L	MDH60	446x962x536	820931
Container 90L*	MDS60/1L, DS60, MDL60	485x630x510	820926
Cart for 60L	Container 60 litres	455x150x225	820911
Cart for 90L	Container 90 litres	365x145x365	820915

Name	Fits	Size	Art no.
Container 60L	MD34, MDS34/1L, MD34/1L	280x580x520	820929
Container 47L	Drawer W605 mm	548x283x384	820910
Waste bag 25L	Drawer	250x230x430	820916
Container 21L	Drawer	265x275x375	820927
Container 19L	Drawer	230x283x330	820919
Container 10L	Drawer	255x283x165	820918

Name	Fits	Colour	Art no.
Stop for containers in recycling drawers. Railing with coupling bracket.			
Cross-railing	MD 34	White	820831
Cross-railing	MD 60	White	820832
Cross-railing	MD 80	White	820833



Recycling symbols for worktops or fronts

Aluminium sign with black symbol, fitted with double-sided adhesive tape. For drawers there are containers in different sizes, adapted for different fractions.

Name	Size	Art no.	Colour
Symbol Paper	150x150	810951	Aluminium
Symbol Carton	150x150	810952	Aluminium
Symbol Waste	150x150	810953	Aluminium
Symbol Confidential	150x150	810954	Aluminium
Symbol Plastic	150x150	810955	Aluminium
Symbol Paper	75x75	810960	Aluminium
Symbol Waste	75x75	810961	Aluminium
Symbol Plastic	75x75	810962	Aluminium
Symbol Organic	75x75	810963	Aluminium
Symbol Clear glass	75x75	810964	Aluminium
Symbol Coloured Glass	75x75	810965	Aluminium
Symbol Electronics	75x75	810966	Aluminium
Symbol Batteries	75x75	810967	Aluminium
Symbol Low energy light bulbs	75x75	810968	Aluminium
Symbol Metal	75x75	810969	Aluminium
Symbol Bottles & Cans	75x75	810970	Aluminium
Symbol Paper cups	75x75	810971	Aluminium
Symbol Carton	75x75	810972	Aluminium
Symbol Confidential	75x75	810973	Aluminium

Recycling labelling sheet with symbols in white or black on a transparent background. Texts for symbols in English, Swedish or Norwegian. Easy to attach on wall, drawer front or door. Can also be put on container inside drawers.


Name	Number	Size	Art no.
Labelling sheet, recycling			
English, white text	21 pcs/sheet	66x75 mm	840965
English, black text	21 pcs/sheet	66x75 mm	840966
Labelling sheet, recycling			
Swedish, white text	21 pcs/sheet	66x75 mm	840961
Swedish, black text	21 pcs/sheet	66x75 mm	840962
Labelling sheet, recycling			
Norwegian, white text	18 pcs/sheet	66x75 mm	840963
Norwegian, black text	18 pcs/sheet	66x75 mm	840964



Contact TreCe if you want other symbols or text in other languages.

# CombiLine

## Inlet



Inlet with powder-coated frame, 250x250 mm.



Inlet with powder-coated frame, 250x250 mm.



Lid with knob for round inlets in lacquered steel.



Inlet and lid integrated/ lowered in worktop.



Lid in compact laminate, (F2297).

### Inlet with powder coated steel frame

Name	Size	Colour	Art no.
Inlet round	Ø 110	White	820951
Inlet round	Ø 250	White	820953
Inlet round*	Ø 400	White	820955
Inlet round	Ø 110	Black	820952
Inlet round	Ø 250	Black	820954
Inlet round*	Ø 400	Black	820956
Inlet slim	340x40	White	820966
Inlet slim	340x40	Black	820967
Inlet square	250x250	White	820961
Inlet square*	350x350	White	820963
Inlet square	250x250	Black	820962
Inlet square*	350x350	Black	820964

\* Only fits cabinets with depth 725–790 mm.

### Lid with knob for round inlets in lacquered steel

Name	Size	Colour	Art no.
Lid	Ø 250	White	820957
Lid*	Ø 400	White	820958
Lid	Ø 250	Black	820959
Lid*	Ø 400	Black	820960

\* Lid with stainless knob, Ø 19 mm.

### Inlet and lid integrated/lowered in worktop

Name	Size	Material	Art no.
Inlet round	Ø 250	Stainless steel	820980
Lid inlet compact laminate	Ø 250	White (F1040)	820985
Lid inlet compact laminate	Ø 250	Anthracite (F2297)	820986

**Dimensions:** Width x Height x Depth.


# Place Shelf

Place is available in two shelf widths (361 and 739 mm, excluding end gables) and three different heights (1003, 1433 and 1863 mm) that can be easily assembled and adapted as needed.

As a step in TreCe's continuous environmental work, Place is delivered in flat packages and can be mounted easily on site.

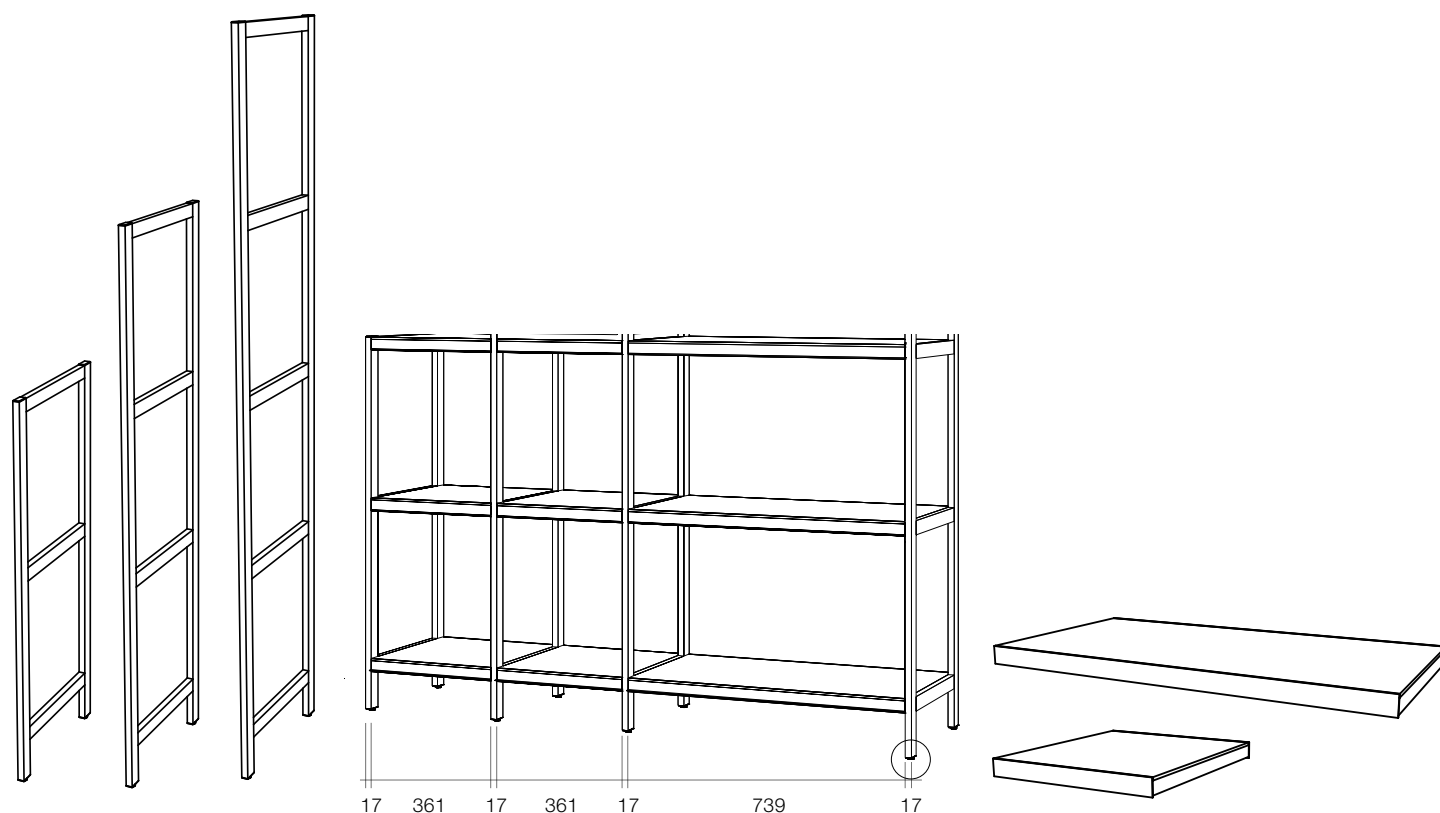
The gables are pre-assembled and the shelves mounted with cam lock screws from above.

The decor shelf, which is put in place after the supporting shelf is mounted, conceals the fittings and gives a neat finish.



Anthracite RAL 7016

**Dimensions:** Width x Height x Depth.



#### Place Outer gables, thickness 17 mm

Name	Size	Colour	Art no.
Place Outer gable 1003	395x1003	RAL 7016	401111
Place Outer gable 1433	395x1433	RAL 7016	401112
Place Outer gable 1863	395x1863	RAL 7016	401113

#### Place Middle gables, thickness 17 mm

Name	Size	Colour	Art no.
Place Middle gables 1003	395x1003	RAL 7016	401121
Place Middle gables 1433	395x1433	RAL 7016	401122
Place Middle gables 1863	395x1863	RAL 7016	401123

#### Place Converter gables, thickness 17 mm

Name	Size	Colour	Art no.
Place Converter 1433-1003	395x1433	RAL 7016	401131
Place Converter 1863-1003	395x1863	RAL 7016	401132
Place Converter 1863-1433	395x1863	RAL 7016	401133

#### Place Supporting shelf, thickness 35 mm

Name	Size	Colour	Art no.
Place Supporting shelf 361	361x35x395	Ash	402111
Place Supporting shelf 739	739x35x395	Ash	402121

Supporting shelves in anthracite laminate 35 mm including decor shelf light ash.





# Wall mounted storage

Build your own wall mounted storage from shelves, rails and brackets.

## Wall mounted storage

Name	Depth	White	Beech	Birch	Oak
Laminate					
Shelf	300	911300	912300	914300	916300
Shelf	400	911400	912400	914400	916400
Shelf	500	911500	912500	914500	916500
Shelf	600	911600	912600	914600	916600
Veneer					
Shelf	300		913300	915300	917300
Shelf	400		913400	915400	917400
Shelf	500		913500	915500	917500
Shelf	600		913600	915600	917600


\* Price via quote. Contact TreCe for more information.




The maximum length of our shelves are 2400 mm without a joint. Remember to include mounting brackets when dividing a shelf.

## Accessories

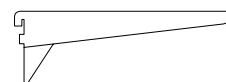
Name	Length	Art no.
Wall upright white	390	550101
	683	550102
	1009	550103
	1204	550104
	1595	550105
Suspension rail	1986	550106
	1010	550111
	1237	550112
	1501	550113
	1951	550114
Suspension rail	950	550121
	1220	550122
	1900	550123
Bracket, white	270	550131
	370	550132
	470	550133
Bracket reinforced	570	550136
Mounting bracket, 6-pcs/package		550141
Bracket screw for 10 brackets	270–370	550143
Bracket screw for 10 brackets	470–670	550144



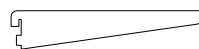
Wall upright



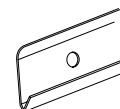
Wall upright to suspension rail



Bracket reinforced



Bracket



Suspension rail



Mounting bracket

## Angle bracket, white

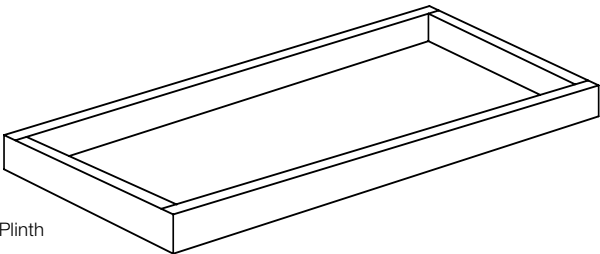
Name	Fits	Length	Art no.
Bracket reinforced with support	Depth 400–500	270	550134
Bracket reinforced with support	Depth 500–600	370	550135

Dimensions: Width x Height x Depth.

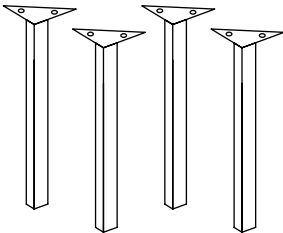
# Drawing cabinet

White laminated frame with white lacquered fronts with stainless steel handles. Drawers have rails with integrated hubs that make them easy to handle which makes the storage more functional and versatile.

If you would rather like black or white handles, please make a note on your order. Plinth/base, frame and top in white laminate. Drawer fronts in white lacquer NCS S 0500-N.



Plinth



Leg set

Drawing cabinet, 5 drawers and top (Width x Height x Depth)		
Name	Size	White
A1 top cabinet	991x366x684	411101
A1 under cabinet	991x366x684	411201
A1/A0 top cabinet	1345x366x684	411103
A1/A0 under cabinet	1345x366x684	411203
A0 top cabinet	1345x366x950	411102
A0 under cabinet	1345x366x950	411202

Plinth		
Name	Size	White
Plinth A1	Height 80	440201
Plinth A1/A0	Height 80	440203
Plinth A0	Height 80	440202

Leg set		
Name	Size	White
Leg set	Height 446	431101

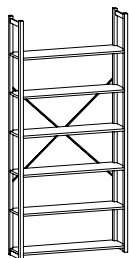
Legs in white lacquered steel, fit all models.

Dimensions: Width x Height x Depth

# Archive shelf

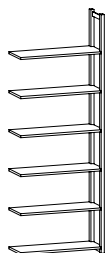
## Pine

Archive shelf in lacquered massive pine. Stable design that is easy to move and adjust.



### Complete shelf /start section incl:

- 2 Open gables
- Shelves
- Cross brace
- Support bracket excl. top shelf.



### Add-on-section incl:

- 1 Open gables
  - Shelves
  - Support bracket excl. top shelf.
- Add cross brace, if needed.



Complete shelf /start section

Add-on-section

### Complete shelf/start section

Size/No. of shelves	Art no.
830x1830x300/5	251030
830x1830x400/5	251040
830x1830x500/4	251050
830x1830x600/4	251060
830x2180x300/6	251330
830x2180x400/6	251340
830x2180x500/5	251350
830x2180x600/5	251360

### Add-on sections

Size/No. of shelves	Art no.
800x1830x300/5	252030
800x1830x400/5	252040
800x1830x500/4	252050
800x1830x600/4	252060
800x2180x300/6	252330
800x2180x400/6	252340
800x2180x500/5	252350
800x2180x600/5	252360

1030x1830x300/5	251130
1030x1830x400/5	251140
1030x1830x500/4	251150
1030x1830x600/4	251160
1030x2180x300/6	251430
1030x2180x400/6	251440
1030x2180x500/5	251450
1030x2180x600/5	251460

1000x1830x300/5	252130
1000x1830x400/5	252140
1000x1830x500/4	252150
1000x1830x600/4	252160
1000x2180x300/6	252430
1000x2180x400/6	252440
1000x2180x500/5	252450
1000x2180x600/5	252460

1230x1830x300/5	251230
1230x1830x400/5	251240
1230x1830x500/4	251250
1230x1830x600/4	251260
1230x2180x300/6	251530
1230x2180x400/6	251540
1230x2180x500/5	251550
1230x2180x600/5	251560

1200x1830x300/5	252230
1200x1830x400/5	252240
1200x1830x500/4	252250
1200x1830x600/4	252260
1200x2180x300/6	252530
1200x2180x400/6	252540
1200x2180x500/5	252550
1200x2180x600/5	252560

### Shelves (Width x Depth) Max 100 kg/shelf

Name	Size	Art no.
Shelves pine	800x300	608030
Shelves pine	800x400	608040
Shelves pine	800x500	608050
Shelves pine	800x600	608060
Shelves pine	1000x300	610030
Shelves pine	1000x400	610040
Shelves pine	1000x500	610050
Shelves pine	1000x600	610060
Shelves pine	1200x300	612030
Shelves pine	1200x400	612040
Shelves pine	1200x500	612050
Shelves pine	1200x600	612060

### Open gables (Height x Depth)

Name	Size	Art no.
Open gables	1830x300	618330
Open gables	1830x400	618340
Open gables	1830x500	618350
Open gables	1830x600	618360
Open gables	2180x300	621830
Open gables	2180x400	621840
Open gables	2180x500	621850
Open gables	2180x600	621860
Open gables	2480x300	624830
Open gables	2480x400	624840
Open gables	2480x500	624850
Open gables	2480x600	624860

### Parts/accessories (Width x Height)

Name	Size	Art no.
Back white	1000x1830	653181
Back white	800x1830	653188
Back white	1000x2180	653211
Back white	800x2180	653218
Cross brace 100		690100
Cross brace 120		690120

Name	Art no.
Mounting bracket*	690150
Wall mount	690160
Support bracket, wire 30**	690300
Support bracket, wire 40**	690400
Support bracket, wire 50 reinforced**	690501
Support bracket, wire 60 reinforced**	690601

\*2 mounting brackets per gable pair.

\*\*2 support bracket wires per shelf.

**Dimensions:** Width x Height x Depth


# Archive

## Steel/Pine

Robust archive for efficient storage of large volumes. Compact, robust and easy-working. Gables and shelves in steel can handle high loads, 50–120 kg per shelf at widened load. If necessary, the archive can be customised for even greater weight. Choose between steering wheel, power steering or handle.



Compact Archive with steering lock and back panels for added security.



Steering wheel-driven compact archive with pull-out filing for different folder sizes.



A flexible compact archive in lacquered steel sheet that can be customised to the different formats archived, ex A4 or standing A4.

The height, width or length can be adjusted and designed as needed.



Complete archive for efficient storage of large volumes. Compact, robust and easy to work.

Gables and shelves in lacquered solid pine.

Archives withstand very high loads – 100 kg per shelf. If necessary, the archive can be adapted to hold greater loads.

Choose between the wheel operation or handles.

Contact us for more information  
ph +46 11-21 14 80, [sales@trece.se](mailto:sales@trece.se)  
or [www.trece.se](http://www.trece.se).



Note that the colour reproduction in the catalog may differ from physical products.


# CombiLine

## Worktops


High pressure laminate, 23 mm standard work tops coated with high pressure laminate and 2 mm airtec-lipping\*. MFC laminate 22 mm standard worktops have an outer paper layer coated with an impregnated paper and a finish of aluminium particles for extra protection against wear. 2 mm matching airtec-lipping.

Airtec-lipping, also known as laser edging, provides an almost invisible joint between the worktop and edging strip. Thus provides a higher protection against water and heat. This new technology is glue-free, which results in a lower environmental impact.


### Worktops High pressure laminate, Formica Collection Colours and Woods



White  
(F1040)




Beech  
(F2726)



Birch  
(F7555)



Oak  
(F7603)




Ash  
(F1004)




Light grey  
(F7927)



Grey  
(F7912)



Anthracite  
(F2297)



Black  
(F2253)

Name	Colour	Art no.
Laminate - 390 mm depth	White F1040	821003
Laminate - 390 mm depth	Beech F2726	822003
Laminate - 390 mm depth	Birch F7555	824103
Laminate - 390 mm depth	Oak F7603	826003
Laminate - 390 mm depth	Ash F1004	828073
Laminate - 390 mm depth	Light grey F7927	828013
Laminate - 390 mm depth	Grey F7912	828003
Laminate - 390 mm depth	Anthracite F2297	828033
Laminate - 390 mm depth	Black F2253	828023


Laminate - 600 mm depth	White F1040	821001
Laminate - 600 mm depth	Beech F2726	822001
Laminate - 600 mm depth	Birch F7555	824101
Laminate - 600 mm depth	Oak F7603	826001
Laminate - 600 mm depth	Ash F1004	828071
Laminate - 600 mm depth	Light grey F7927	828011
Laminate - 600 mm depth	Grey F7912	828001
Laminate - 600 mm depth	Anthracite F2297	828031
Laminate - 600 mm depth	Black F2253	828021

Name	Colour	Art no.
Laminate - 760 mm depth	White F1040	821002
Laminate - 760 mm depth	Beech F2726	822002
Laminate - 760 mm depth	Birch F7555	824102
Laminate - 760 mm depth	Oak F7603	826002
Laminate - 760 mm depth	Ash F1004	828072
Laminate - 760 mm depth	Light grey F7927	828012
Laminate - 760 mm depth	Grey F7912	828002
Laminate - 760 mm depth	Anthracite F2297	828032
Laminate - 760 mm depth	Black F2253	828022

Laminate - 820 mm depth	White F1040	821004
Laminate - 820 mm depth	Beech F2726	822004
Laminate - 820 mm depth	Birch F7555	824104
Laminate - 820 mm depth	Oak F7603	826004
Laminate - 820 mm depth	Ash F1004	828074
Laminate - 820 mm depth	Light grey F7927	828014
Laminate - 820 mm depth	Grey F7912	828004
Laminate - 820 mm depth	Anthracite F2297	828034
Laminate - 820 mm depth	Black F2253	828024

Note that the colour reproduction in the catalog may differ from physical products.


## Worktops MFC laminate



White  
(6458BS)




Light grey  
(U12188)



Anthracite  
(U12011)

Name	Colour	Art no.
Worktop - 390 mm depth	White U6458	829003
Worktop - 390 mm depth	Light grey U12188	829103
Worktop - 390 mm depth	Anthracite U12011	829203
Worktop - 600 mm depth	White U6458	829001
Worktop - 600 mm depth	Light grey U12188	829101
Worktop - 600 mm depth	Anthracite U12011	829201
Worktop - 760 mm depth	White U6458	829002
Worktop - 760 mm depth	Light grey U12188	829102
Worktop - 760 mm depth	Anthracite U12011	829202
Worktop - 820 mm depth	White U6458	829004
Worktop - 820 mm depth	Light grey U12188	829104
Worktop - 820 mm depth	Anthracite U12011	829204


## Worktops Veneer



Beech Veneer



Birch Veneer



Oak Veneer

Name	Colour	Art no.
Veneer - 390 mm depth	Beech	823003
Veneer - 390 mm depth	Birch	825003
Veneer - 390 mm depth	Oak	827003
Veneer - 600 mm depth	Beech	823001
Veneer - 600 mm depth	Birch	825001
Veneer - 600 mm depth	Oak	827011
Veneer - 760 mm depth	Beech	823002
Veneer - 760 mm depth	Birch	825002
Veneer - 760 mm depth	Oak	827012
Veneer - 820 mm depth	Beech	823004
Veneer - 820 mm depth	Birch	825004
Veneer - 820 mm depth	Oak	827014

## Worktops Rounded corners

Please note preferred radius of all corners when ordering.

Name	Radius	Art no.
Rounded corners	Min. radius 100	820010

**High pressure laminate:** 23 mm standard work-tops with high pressure laminate and 2 mm matching airtec-lipping.

- Formica Collection Colours
- Formica Collection Woods

**MFC laminate:** 22 mm standard worktops have an outer paper layer coated with an impregnated paper and a finish of Aluminium particles for extra protection against wear. 2 mm matching airtec lipping.

**Veneer:** 22 mm clear lacquered beech, birch or oak veneered chip-board with 2 mm solid lipping.

**Airtec lipping:** Airtec lipping, also known as laser edging, provides an almost invisible joint between the worktop and edging strip. Thus provides a higher protection against water and heat. This new technology is glue-free, which results in a lower environmental impact.

**Inserts:** Powder coated steel insert, available in white or black.

- Round with diameter 110, 250 or 400 mm.
- Square 250x250 mm or 350x350 mm.
- Slim 340x40 mm.

**Lid for insert:** Powder coated steel. Available for round inserts with diameters 250 and 400 mm.

**Inserts:** Stainless steel, integrated ring in worktop

- Round 250 mm in diameter.

**Lid for insert:** Compact laminate, folded in / integrated into ring, thickness 6 mm

- Round 250 mm in diameter with knob.
- Compact laminate, Formica F2297 (anthracite) alt. F1040 (white).

Inserts and lids, see page 128.

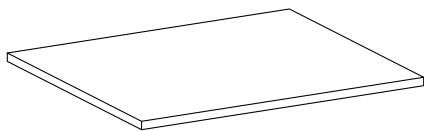
Contact TreCe if you want worktops in other high-pressure materials or other materials such as Valchromat.

**Dimensions:** Width x Height x Depth.

NCS refers to product lacquered in any optional NCS colour.

# CombiLine

## Accessories



### Shelves, Depth 370 mm (Width x Depth)

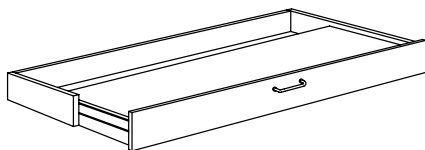
Name	White	NCS	Beech	Birch	Oak
30/370	841916	849916L	843916	845916	847916
60/370	831921	839921L	833921	835921	837921
80/370	831923	839923L	833923	835923	837923
90/370	831922	839922L	833922	835922	837922

### Shelves, Depth 570 mm (Width x Depth)

Name	White	NCS	Beech	Birch	Oak
30/570	821913	829913L	823913	825913	827913
60/570	821914	829914L	823914	825914	827914
80/570	821916	829916L	823916	825916	827916
90/570	821915	829915L	823915	825915	827915

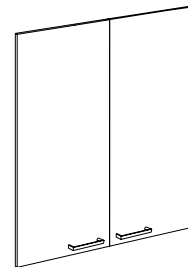
### Tempered Glass shelf, Depth 370 mm, 6 mm (Width x Depth)

Name	Art no.
60/370	840941
80/370	840942
90/370	840943




### Pull-out shelf, wall

Name	White	NCS	Beech	Birch	Oak
U2 60	811911	819911L	813911	815911	817911
U3 90	811912	819912L	813912	815912	817912



### Wooden doors Width/number of shelves

Name	White	NCS	Beech	Birch	Oak
30/1 (one)	841918	849918L	843918	845918	841918
30/2 (one)	831972	839972L	833972	835972	837972
30/3 (one)	831973	839973L	833973	835973	837973
30/4 (one)	831974	839974L	833974	835974	837974
30/5 (one)	831975	839975L	833975	835975	837975
60/1 (pair)	831940	839940L	833940	835940	837940
60/2 (pair)	831941	839941L	833941	835941	837941
60/3 (pair)	831942	839942L	833942	835942	837942
60/4 (pair)	831947	839947L	833947	835947	837947
60/5 (pair)	831943	839943L	833943	835943	837943
80/1 (pair)	831983	839983L	833983	835983	837983
80/2 (pair)	831949	839949L	833949	835949	837949
80/3 (pair)	831987	839987L	833987	835987	837987
80/4 (pair)	831992	839992L	833992	835992	837992
80/5 (pair)	831993	839993L	833993	835993	837993
90/2 (pair)	831944	839944L	833944	835944	837944
90/3 (pair)	831945	839945L	833945	835945	837945



### Glass doors Width/number of shelves


Name	White	NCS	Beech	Birch	Oak
30/2 (one)	831957	839957L	833957	835957	837957
60/2 (pair)	831951	839951L	833951	835951	837951
60/3 (pair)	831952	839952L	833952	835952	837952
60/4 (pair)	831958	839958L	833958	835958	837958
60/5 (pair)	831953	839953L	833953	835953	837953
80/2 (pair)	831960	839960L	833960	835960	837960
80/3 (pair)	831995	839995L	833995	835995	837995
80/4 (pair)	831996	839996L	833996	835996	837996
80/5 (pair)	831997	839997L	833997	835997	837997
90/2 (pair)	831954	839954L	833954	835954	837954

\* Price via quote. Contact TreCe for more information.

If you would like tempered glass, contact TreCe

**Dimensions:** Width x Height x Depth.

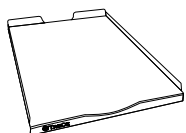
NCS refers to product lacquered in any optional NCS colour.



310x349


### Door (Fits Combi shelf)

Name	White	NCS	Beech	Birch	Oak
Door incl. lock	841915	849915L	843915	845915	847915
Door incl. handle	841918	849918L	843918	845918	847918
Door incl. knob	841917	849917L	843917	845917	847917



### Mail shelves (Incl. mounting fitting)

Name	Colour	Size	Art no.
Mail shelf, acrylic	Transparent	267 mm	810919
Mail shelf, steel	White	267 mm	810927
Mail shelf, steel	Black	267 mm	810918




### Expo shelf (Incl. mounting fitting)

Name	Art no.
Expo shelf, white, powder-coated steel	840928
Expo shelf, black, powder-coated steel	840929

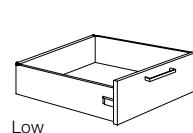
### Pull-out shelf, Wall

Name	White	NCS	Beech	Birch	Oak
U2 60	811911	819911L	813911	815911	817911
U3 90	811912	819912L	813912	815912	817912

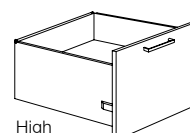


### Partition panel, fits width 605, 800 and 900 mm

Name	White	NCS	Beech	Birch	Oak
Partition panel 371	811913	819913L	813913	815913	817913
Partition panel 723	801912	809912L	803912	805912	807912
Partition panel 1075	801915	809915L	803915	805915	807915



Low



High

### Drawer low, 70% expansion, depth 570 mm (Max 30 kg/drawer)

Name	White	NCS	Beech	Birch	Oak
Low 30/570	831702	839702L	833702	835702	837702
Low 60/570	831703	839703L	833703	835703	837703
Low 80/570	831705	839705L	833705	835705	837705

### Drawer high, 70% expansion, depth 570 mm (Max 30 kg/drawer)

Name	White	NCS	Beech	Birch	Oak
High 60/570	831704	839704L	833704	835704	837704
High 80/570	831709	839709L	833709	835709	837709

### Drawer low, 100% expansion, Depth 570 mm (Max 35 kg/drawer)

Name	White	NCS	Beech	Birch	Oak
Low 30/570	831720	839720L	833720	835720	837720
Low 60/570	831721	839721L	833721	835721	837721
Low 80/570	831722	839722L	833722	835722	837722

### Drawer high, 100% expansion, Depth 570 mm (Max 65 kg/drawer)

Name	White	NCS	Beech	Birch	Oak
High 60/570	831714	839714L	833714	835714	837714
High 80/570	831719	839719L	833719	835719	837719

\* Price via quote. Contact TreCe for more information.



**Dimensions:** Width x Height x Depth.

NCS refers to product lacquered in any optional NCS colour.

### Cabinet locks (incl. 2 keys)

Name	Art no.
Cabinet locks, different lock numbers	830910
Addition, identical locks	830985

If you would like other lock types, see page 77.

### Master key


Name	Lock type	Art no.
Master key	Cabinet locks	840913

### Stuff and bag holder

Name	Size	Art no.
Stuff cork box	90x44x347	890101
Stuff shelf cork box	97x80x350	890201
Bagholder, mobile	Ø 35 mm	830880



Grip handles Edge, addition



Handles, standard

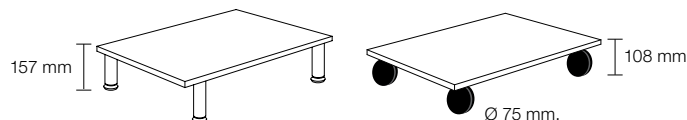
### Grip handles Edge

Name	Size	Material	Art no.
Grip handles Edge*	40 mm	Stainless steel look	850322
Grip handles Edge*	40 mm	Black, brushed	850320
Grip handles Edge*	40 mm	White, lacquered	850321

### Handles, standard

Name	Size	Stainless steel look	Black	White
Handles*	c/c 128 mm	850304	850302	850303

\* Stainless steel handles as standard, if you would like black or white please specify when ordering. If you would like other handles please contact TreCe.



Stainless adjustable legs. If you would like other legs/wheels contact TreCe.

Load capacity per wheel: 100 kg  
Material: black, rubber surface.  
2 wheels have brakes.

### Leg set, Height 157 mm, Depth 370 mm (Incl. base plate)

Name	White	NCS	Beech	Birch	Oak
30/370	841936	879936L	843936	845936	877936
60/370	841937	879937L	843937	845937	877937
80/370	841940	879940L	843940	845940	877940

### Leg set, Height 157 mm, Depth 570 mm (Incl. base plate)

Name	White	NCS	Beech	Birch	Oak
30/570	841931	879931L	843931	845931	877931
60/570	841932	879932L	843932	845932	877932
80/570	841939	879939L	843939	845939	877939
90/570	841933	879933L	843933	845933	877933

### Wheel set, Height 108 mm, Depth 570 mm (Incl. base plate)

Name	White	NCS	Beech	Birch	Oak
30/570	841921	879921L	843921	845921	877921
60/570	841922	879922L	843922	845922	877922
80/570	841926	879926L	843926	845926	877926
90/570	841923	879923L	843923	845923	877923

If you would like other wheels, contact TreCe.



### Knobs, standard

Name	Size	Stainless steel look	Black	White
Knob*	ø 19 mm	850313	850312	850314

\* Stainless knobs as standard, if you would like black or white please specify when ordering. If you would like other handles please contact TreCe.

# Specifications

## Space

### Space

MFC laminated surfaces within Space have a chip core, with the exception of some shelves. Back, frame and edging strip have matching colours unless otherwise stated. Fronts, Shoe shelf, Open shelf/Bench and Storage box open/Flower box have an MDF core. Textiles at an additional cost.

### Frame incl. plinth

Thickness 16 mm, 0.8 mm straight ABS-lipping.

- MFC laminate, white.
- Lacquered, any NCS-colour.
- Double module, width 790 mm
- Single module, width 395 mm

### Back

Thickness 16 mm, MFC laminate in- and out. Lacquered when choosing any NCS-colour.

### Plinth

Each unit has its own setback plinth, front and rear, with 4 adjustable feet, (Plinth height 143 mm.)

### Leg stand

Leg stand in steel with adjustable feet, 4 legs. Delivered not fitted to cabinet, leg stand must be adjusted in height before cabinet is lifted on.

- Leg stand double fits Space double.
- Leg stand triple fits 1x Space double + 1x Space single.
- Leg stand height 143 mm.
- Available in 11 RAL colours.

### Fronts

Seamless fronts, thickness 16 mm

- Seamless fronts, thickness 16 mm
- Lacquered MDF, any NCS colour

Inside dimensions:

Space door low: W363 x H424 x D454 mm.

Space door middle: W363 x H573 x D454mm.

Space door high: W363 x H864 x D454 mm.

### Drawers

Drawers have soft closing. Extension capacity of 100%, maximum weight 35 kg.

- Drawers with railings or with elevated sides.

### Doors to Space recycling units and Space counter

- With push open

### Seat module with hatch door

Opens downwards with gas spring.

- Milled-in handle

Accessories: Cushion

### Shoe shelf, Open shelf/Bench and Storage box open/Flower box

Thickness 16 mm.

- Lacquered MDF, any NCS colour.
- Modules aligned with fronts.
- Plant pot can be combined with plastic box 19L.
- Modules aligned with fronts.
- Plant pot can be combined with plastic box 19L.

### Double doors Wardrobes

With milled-in handles.

### Mail inlet

Powder-coated steel, White (RAL 9010). Opening 290x20 mm. Mail inlet has an angled steel lip on the inside of the door.

### Hinges

- Self closing concealed hinges with integrated soft closing.
- Doors are right-hung as standard.

### Shelves, fixed

Shelves mounted with milled-in connection fittings that are secured with screws.

- Shelves for lockers have a chip core
- Shelves for wardrobes have a lamellar wood core.

### Shelves, movable

Shelves are shortened in the front. Mounted with connection fittings, adjustable by drill division of c/c 32 mm.

### Cover panels/Top cover panels

Thickness 16 mm.

- Lacquered MDF, any NCS colour.

### Top cover in compact laminate Thickness 12 mm

- F2255, white
- F2297 anthracite
- F5343 olive grey

### Inlets for top cover, compact laminate

- Inlets square B220 x D220 mm
- Inlet custom, max. size B220 x D260 mm

### Top cover, socket strip:

Thickness 28 mm

- Lacquered MDF, any NCS colour.

### Accessories

Clothes rail, carpet, clothes hook, anchor hook, mirror and cork box Stuff.

### Lock types

Different types of locks and fittings are available for doors, such as electronic RFID locks, code locks, cabinet locks, padlock fittings and push-to-open. For network-based locks contact TreCe for individual advice.

## General info

### Mounting

All modules are factory mounted. Worktops/ Cover panels/Top cover panels are mounted on site.

### Warranty

We provide a 5 year factory warranty on Space. Other products, contact TreCe.

### Cabinet locks

Robust cabinet locks with master key system, individual numbers with 2 keys as standard. Identical locks available to addition.

Contact TreCe for customisation of selected product.

# Specifications

## CombiLine

### CombiLine

MFC laminated and lacquered surfaces within CombiLine have a chip core, with the exception of some shelves. Back, frame, doors and edge strips have the same colour/wood as other parts as standard, unless otherwise stated.

### Frame

Thickness 19 mm, 0.8 mm straight ABS-lipping.

- MFC laminate white, beech, birch and oak.
- Lacquered available in any NCS-colour.

### Back

Thickness 12 mm, laminate inside and outside.

### Plinth

Every module has its own front and back plinth with 4 adjustable feet (does not apply to recycling units with loading ramps). Plinth 157 mm. Can be replaced with;

- Bottom plate with adjustable stainless steel legs, height 157 mm.
- Bottom plate with lockable wheels, height 104 mm.

### Doors

Thickness 16 mm, 2 mm straight ABS-lipping.

- White lacquered UV-treated MFC laminate (NCS S 0500-N), or MFC laminate in beech/ birch/oak.
- Lacquered in any NCS colour.
- Self closing concealed hinges with integrated soft closing (does not apply to products with aximat hinges with 180° opening).
- Single doors are right-hung as standard.

### Drawer fronts

Drawer front, low: 173 mm

Drawer front, high: 349 mm

Thickness 16 mm, 2 mm straight ABS-lipping.

- White lacquered UV treated MFC laminate (NCS 0500-N) and MFC laminate in beech/ birch/ oak.
- Lacquered available in any NCS-colour.

### Drawers

Drawers with depth 570 mm have soft closing.

- Extension 70%, max 30 kg.
- Extension 100%, max 35 kg (excl. recycling units).
- Extension 100%, max 65 kg.

### Shelves

All shelves are adjustable and mounted with milled-in shelf support. Drill division c/c 32 mm.

- 310 – 605 mm have a chip core.
- 800 – 900 mm have a pine lamellar core.

### Recycling unit

#### MDL60/MD60/MDH60/MD65/MD70

The bottom plate is equipped with an access ramp in stainless steel.

- Doors with aximat hinges for 180 degree opening for easy access to recycling containers.

### Mail shelves

Adjustable with pull-out function and mounting strip, subdivision c/c 96 mm.

- Mail shelves in acrylic have integrated name slots.
- Mail shelves in powder coated steel white or black are available as an addition.

### Steel doors mail sorting

White powder coated steel. Shelves inside in the same material as frame, 19 mm.

- Including lock and 2 keys with individual lock number.
- Inlet 22 mm. Open door gives a free space of 90 mm.

### Wall modules

White lacquered mounting strip in steel is included for all wall modules.

### Lock types

Cabinets locks, padlock fittings, code locks and RFID-locks (EM & Mifare). For network-based locks contact TreCe for individual advice.

### Fitting pieces/Cover panels

Available as accessories in the same colour/ material as frame. Width, height and depth adapted to your requirements.

### Handles

Stainless steel bow handles as standard, if you would like black or white handles, please not on order.

- Standard handles c/c 128 mm.
- Grip handles 40 mm.

### Work tops

**High pressure laminate:** 23 mm standard work-tops with high pressure laminate and 2 mm matching airtec-lipping.

- Formica Collection Colours
- Formica Collection Woods

**MFC laminate:** 22 mm standard worktops have an outer paper layer coated with an impregnated paper and a finish of Aluminium particles for extra protection against wear. 2 mm matching airtec-lipping.

**Veneer:** 22 mm clear lacquered beech, birch or oak veneered chipboard with 2 mm solid lipping.

**Airtech-lipping:** Airtec-lipping, also known as laser edging, provides an almost invisible joint between the worktop and edging strip. Thus provides a higher protection against water and heat. This new technology is glue-free, which results in a lower environmental impact.

**Inserts:** Powder-coated steel insert, available in white or black.

- Round with diameter 110, 250 or 400 mm.
- Square 250x250 mm or 350x350 mm.
- Slim 340x40 mm.

**Lid for insert:** Powder-coated steel. Available for round inserts with diameters 250 and 400 mm.

**Inserts:** Stainless steel, integrated ring in worktop

- Round 250 mm in diameter.

**Lid for insert:** Compact laminate, folded in / integrated into ring, thickness 6 mm

- Round 250 mm in diameter with knob.
- Compact laminate, Formica F2297 (anthracite) alt. F1040 (white).

## General info

### Mounting

All modules are factory mounted. Worktops/ Cover panels/Top covers are mounted on site.

### Warranty


We provide a 5 year factory warranty on CombiLine. Other products, contact TreCe.

### Cabinet locks

Robust cabinet locks with master key system, individual numbers with 2 keys as standard. Identical locks available to addition.

Contact TreCe for customisation of selected product.

# TreCe's sustainability work



Join us in the movement towards a sustainable future and a circular society to become part of a world in balance. We want to develop products with eco-respect, responsible supply chains and circular life.

## Sustainability scoring system

In order to keep track of progress, we've developed a product rating system based on the scale of bronze, silver and gold. The system measures eco-respect and climate impact, circularity and quality, as well as social responsibility among our suppliers.

Quite simply, it serves as our working tool to develop the next generation of storage and sorting. For our customers, the rating system will help them choose products; we want to make it easy to choose sustainably.

The assessment system will be launched in 2022, so stay tuned. Until then, we continue our work behind the scenes investing in future materials, finding new ways to make use of materials, extending the use of products, and increasing awareness and transparency in our supply chain.

We have started an exciting journey filled with possibilities.



## Why choose TreCe?

From idea to reuse, in decision and action, this is where we create new conditions and opportunities for sustainable development and circularity. We want to make it easy for our customers to make sustainable choices, and together we can achieve the vision of a sustainable future. Join us in our circular transition

### Here are some reasons to choose us:

- 174 unique products approved by Möbelfakta
- We are certified according to ISO 14001 and 9001
- We support the UN's Global Sustainability Goals 2030
- We have the sustainability information in our product sheets
- We have sustainability goals and policies
- We use recycled materials
- We keep track of our suppliers in the supply chain
- We require the supply chain to operate in accordance with our Code of Conduct
- We offer circular solutions
- Production in Sweden
- We aim to continuously reduce our ecological footprint



### We support the Sustainable Development Goals

We want and will actively contribute to achieving the Global Goals for 2030 and to limiting global warming to well below two degrees by 2050. We have selected 5 goals that reflect our activities and where we have the best opportunity to influence, these goals we will have as a starting point in our future work over the next 10 years.



### Approved Möbelfakta products

An approved product gives us and our customers security and reassurance that the product meets the requirements for the environment, quality and social responsibility. Möbelfakta is a complete reference and labelling system for furniture owned by IVL Swedish Environmental Institute and Trä- och Möbelföretagen, TMF. Möbelfakta serves as a tool for sustainable choices and is for producers, purchasers, designers, architects, and others who use or work with furniture.



### TreCe is certified according to

#### ISO 9001: 2015 and ISO 14001: 2015

ISO 14001 is an environmental management system that aims to improve and rationalise environmental work. Through environmental impact assessment, environmental goals and routines, an active environmental work is created, which in turn reduces our ecological footprint.

ISO 9001 shows that we work both internally and externally with continuous improvements, routines and monitoring that ensures the quality of our products and services. In short, that our customers and partners always get the best possible reception and service.

**Read more about how we work with sustainability on our website.**

<https://trece.se/en/sustainability/>

# Terms and conditions

**Sales and Delivery Terms:** All prices are in EUR/SEK excluding VAT and shipping. We reserve the right for any price and design changes and reservation for printing errors.

All products are delivered FCA (our warehouse) according to Incoterms 2010 unless otherwise agreed. Some products are delivered unassembled. Costs for packaging, EUR pallets and pallet collars will be added.

**Payment terms:** 30 days after approved credit check unless otherwise agreed. Delivered products remain our property until full payment is made.

**Transport:** In the case of visible damage or incomplete delivery, this must be reported immediately to the transport company and noted on the consignment note. The freight forwarder confirms the listing with his signature. Damage that is not visible upon receipt is reported to the transport company as soon as possible, but no later than 6 working days from the date of receipt.

**Complaints:** Complaints and incorrect deliveries must be reported within 6 days of receipt. In the case of wrongly ordered product, 50% of the purchase price is deducted as a return charge, return shipping will be added. According to order, correctly delivered worktops and customized products are not refunded.

**Warranty:** The warranty is valid from the delivery date of the product. Invoice/order number must be provided for the warranty to be valid. The warranty does not apply to products that have been stored or assembled incorrectly, used in an inappropriate or improper manner, altered in appearance/function or cleaned with an incorrect cleaning method or cleaning products. The warranty does not cover shipping damage, normal wear and tear, scratches, marks or damage caused by impact or accident. The warranty does not cover products that have been placed outdoors or in a damp environment, or products that have been used for purposes other than those for which they are intended.

For products intended for outdoor use, the above-mentioned humid environment does not apply, but the warranty period is halved for products installed within 200 metres of a coastal environment. The warranty does not apply to outdoor products that develop surface corrosion over time as this is purely aesthetic and can be corrected with touch-up paint.

CombiLine: 5 years warranty

Space: 5 years warranty

Place: 5 years warranty

Office family: 1 year warranty

Accessories such as Recycling bins, Bag holders: 1 year warranty

Indoor recycling units - Kite, Kite mini, Birdie, Cloud, Hold, Hold mini,

Butler, Cloud, Ridge: 2 years warranty

Outdoor recycling units – Popsicle, Hightower: 2 years warranty

Clean: 2 year warranty

Soft: 2 year warranty

Wall mounted storage: 5 years warranty

Archive shelf pine: 5 years warranty

Drawing cabinet: 2 year warranty



**Norrköping / Huvudkontor / Showroom**

Importgatan 39  
P.O. Box 6063, SE-600 06 Norrköping  
Ph +46 11 21 14 80  
[info@trece.se](mailto:info@trece.se)  
[www.trece.se](http://www.trece.se)

**Stockholm / Showroom**

R40 Center  
Rosenlundsgatan 40  
Ph +46 8 480 027 55

**Göteborg / Showroom**

S8  
Stampgatan 8  
Ph +46 11 21 14 68

**Oslo / Showroom**

Skøyen Designcenter  
Drammensveien 130 C1, Skøyen  
Ph +47 23 96 07 22