



PRODUCT CATALOGUE

2023

Edition
1






Index

Why choose TreCe	5
Our designers	8
Recycling	
Kloss NEW!	10
Etage NEW!	12
Popsicle & Hightower	14
Butler	16
Birdie	18
Cloud	20
Kite	22
Kite mini	24
Hold	26
Hold mini	28
Ridge	30
Clean	32
CombiLine	
– Recycling station	142
– Recycling unit	143
– Containers/bag holder/accessories	144
Personal Storage	
Space Storage	34
Office	38
CombiLine	
– Lockers	40
– Wardrobe	44
General storage	
CombiLine	
– Office shelving/cupboards	42
– Combi shelf	45
– Magazine shelf Expo	46
– Wall cabinet/shelf	47
– Cabinet	48
– Printer cabinet	49
– Work station	50
– Copy station	51
– Mail sorting	52
Mail Post storage	53
Place Shelf	54
Soft Media unit	56
Archiving systems	
Wall mounted storage	58
Drawing cabinet	59
Archive shelf Pine	60
Compact archive	61
Other	
References	62
CombiLine Accessories	
Inlets	147
Worktops	155
Accessories	157
Specifications	159
TreCes sustainability engagement	161
Conditions of sale	163

The colour rendering in images and colour samples can differ from reality. Contact TreCe for colour samples.

Why choose TreCe?

We are one of the leading Nordic suppliers of storage furniture. We have reached this position by developing continuously. With over forty years of experience we have together with our customers managed to collect a lot of knowledge, and through the years we have learned what works. Our long experience together with a strong innovation drive drives us forward and creates the conditions for continuously developing new storage and recycling solutions.



Design & sustainability

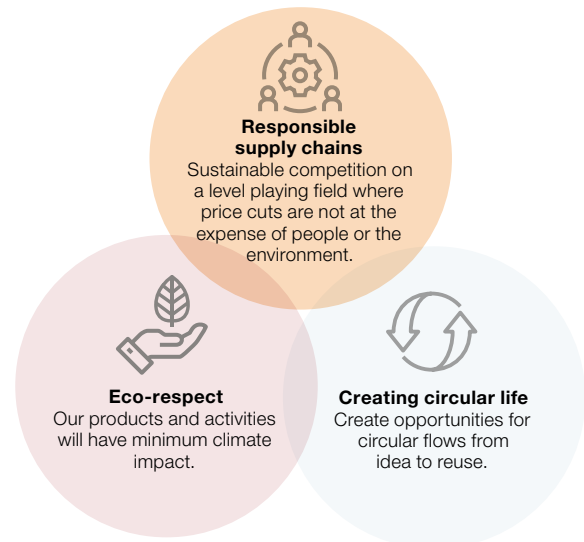
Our journey in the circular transition has begun. We want to become part of a world in balance and develop products with eco-respect, responsible supply chains and circular life.

From idea to reuse, in decision and action, this is where we create new conditions and opportunities for sustainable development and circularity.

What does this mean for us?

This means respecting ecological limits, natural resources and climate change. Supporting responsible suppliers and investing in sustainable competition on equal terms, where prices are not cut at the expense of people nor the environment. As well as giving products a circular life and creating space for circular flows, from the idea to reuse for a sustainable future.

Join us in creating the next generation of storage and recycling.



Design and method

We look at design from a broader perspective which always includes aesthetics as well as sustainability and function. The product development phase is crucial to a product's environmental impact and durability. That's why we work closely with designers and manufacturers to make informed decisions. With a life cycle perspective, we look at the climate impact throughout the product's life, from raw material extraction, production, transport, distribution, use, repair/restoration to material recycling for new products.

How we work and what we do

To develop the next generation of storage and recycling, we need to create change. But change doesn't happen overnight, but simple and small actions make a difference. Doing something is always better than nothing!

Join us in our circular transition towards a sustainable future and a circular economy to become part of a world in balance.

Read about what we do to get there on the page 161.

Cooperation is key

We think it is important with our customers' opinions because they give us valuable insights into which products we need to develop to meet market demand. When we start a project, we are therefore careful to investigate what needs exist and develop a plan for how we can solve them together. By working closely together, we can ensure that our customers' thoughts and ideas are with us from the first call to the completed project.

We are experts in storage

We are happy to share our knowledge with our customers, whether it is about flexibility and function in the modern office or smart solutions for the activity-based offices of the future. With our experience and knowledge, we create an optimal solution.

Feel free to contact us for a presentation, to find out more about how we can together create a working solution.

Our designers

At TreCe, we have designed several of our products ourselves. These have in most cases taken shape based on needs we have seen in the market but also from the input that our customers give us. We have also chosen to collaborate with other designers. This has in several cases proved to be a stroke of luck. With new input, innovative solutions and a fantastic design, we have won international awards. Cooperation is the key.



Our designers

Kauppi & Kauppi

Kauppi & Kauppi is a design duo working with furniture, lighting and industrial design - from large spatial objects down to objects in the scale of the hand. Nina and Johan have their roots in the south and north of Sweden and both have a Master's degree in Design from HDK, the Academy of Art and Design at the University of Gothenburg.

Kauppi & Kauppi's close collaborations with manufacturers have been recognized with several national and international design awards.



Bernstrand & Borselius

The two designers, Thomas Bernstrand and Stefan Borselius, have been working together for 8 years, but both have been in the industry considerably longer.

Bernstrand and Borselius have been running their own design offices for over 20 years, specializing in furniture and interior design. Bernstrand in Stockholm and Borselius in southernmost Skåne. Over the years, they have worked with several prestigious companies together and separately. Last year, they jointly launched a collaboration with TreCe.

Jangir Maddadi

Jangir is passionate about creating objects with a strong identity. Every millimetre of his design is contemplated. Each object has its own history. Every product he creates is a beautiful, functional sculpture. He strives to design meaningful products that live on from generation to generation.

One ambition is to always create innovative and sustainable products that are functional, beautiful and completely independent of trends. Products that are neither modern nor classic, they are timeless.



Annica Doms

Educated at Luleå University of Technology. Annica's Master degree project, Kite Bin for TreCe, has been awarded the Red Dot Design Award and the German Design Award. Today, Annica is a design consultant at Studio Doms.

The collaboration with TreCe is based on relevant and well-thought-out design that supports every function, inspired by functional design from the past.



David Doms

Designer and founder of Studio Doms. David has a master's degree in industrial design from Luleå University of Technology and has also studied lighting and luminaire design.

Studio Doms was started in 2010 and the company is today active in the areas of furniture design, product design, design strategy and graphic design.

Ebba Hellberg & Sigrid Ljungström

A contributing factor to TreCe's continuous development of innovative design solutions is our recurring collaborations with design students. Recycling unit Cloud is a well-priced example, developed together with Chalmers students Ebba Hellberg and Sigrid Ljungström.

Cloud has quickly developed into a product family and recently won first prize in the German Design Award 2019, Excellent Product Design in the category office furniture / environmental sorting.





Pearl white RAL 1013, RAL 5023 Brilliant blue, RAL 7016 Anthracite

Kloss

Design | **Kauppi & Kauppi**

NEW

Kloss recycling system reflects our need to separate and organise, putting the right materials in the right bins for recycling. What we used to define as waste is now a material resource that can be reused. All interiors and situations have different conditions, with Kloss there are almost endless possibilities to build whatever form and function is needed, in any RAL colour you wish. Creative and playful recycling units for all environments.

"Modularity" is the basic idea and design essence of Kloss. A vast and highly flexible, connectable modular system for recycling. Three different modules, made of steel, provide endless possibilities and shapes. Choice of modules and configuration, together with the choice of colour, top, lid and accessories - gives the recycling unit its final shape and expression.

More info →

Swedish steel
100% recyclable



RAL 3005 Wine red



Etage

Design | **Bernstrand & Borselius**



As the demands for bin sorting increase around the world, it can be difficult to integrate unsightly and bulky bins. At the same time, many workplaces don't want to hide their waste sorting away, but rather highlight the company's environmental ambitions.

Etage is a beautiful recycling station can be placed in more accessible locations instead of being stashed away.

Available for sales in may!

Swedish steel
100% recyclable

NEW





Olive RAL 6013 Warm grey RAL 7032 Old pink RAL 3014

Hightower & Popsicle

Design | **Jangir Maddadi**

Popsicle and Hightower are a new series of waste bins designed by Jangir Maddadi. They are the only products we can offer for outdoor use – or indoors if you prefer.

The frame is made of galvanized steel sheet that can be lacquered in our standard colours or any RAL colour.

Popsicle holds 57L, adapted for waste bags 85-125L and Hightower holds 125L, adapted for waste bags 85-140L.

There are 3 different versions of leg stands for Popsicle, depending on how and where you want to place it. Legs for Hightower are available in 3 different versions, oak legs, stainless steel legs where both have adjustable feet and then a concrete base with 4 stainless steel legs. The wooden legs are only suitable for indoor use but the other options work well outdoors. Naturally it is stainless steel for outdoor use and Swedish steel plate for indoor use, there are also different options for anchoring Popsicle to the foundation.

[More info →](#)

Swedish steel
100% recyclable



Olive RAL 6013 Saffron RAL 1017



Butler

Design | **Jangir Maddadi**

When Jangir designed our new product, Butler, it was not primarily intended as just a waste bin.

It would create both identity and a sense of good design where it was placed. A waste bin you do not want to hide, as it both strengthens and beautifies the environment with its peculiar shape. The bin can be placed alone or in a group.

Butler consists of an outer shell in fibreglass with a simple frame of Swedish steel. The shell, which is very shock-resistant, is easy to lift off when changing the waste bag. Butler is ideal for offices, shopping malls, hotels, schools, universities and other public spaces. Butler is made in two sizes, Small 46L and Large 116L.

[More info →](#)





Anthracite RAL 7016 Old pink RAL 3014 Olive RAL 6013

Birdie

Design | **Studio Doms**

Flexible recycling piece made of resistant Swedish steel. Available in 11 standard colours and delivered with specially designed symbols for easy sorting. Birdie is made in two sizes and holds 43 L (Birdie 500) and 63 L (Birdie 750). Both have soft closing lids and inlets in stable quality plastic. Birdie is available as floor standing and wall mounted, with matching wall brackets.

Birdie has received many international awards thanks to its unique shape and good design.

[More info →](#)

Swedish steel
100% recyclable

2016
**EUROPEAN
PRODUCT
DESIGN
AWARD™**



Anthracite RAL 7016, RAL 6013 Olive, RAL 1017 Saffron



Brilliant blue
NCS/RAL 5023

Cloud

Design | **Ebba Hellberg & Sigrid Ljungström**

Cloud is a mobile recycling unit designed to fit into a modern work environment where flexibility and aesthetics are two key factors. A simple and classy design with the characteristic rounded corners and the bold wheels that invite you to move Cloud around. With inlets from both sides, Cloud can be placed against a wall or in the middle of a room.

The frame is available in both laminate and lacquered MDF. Doors and backs in powder-coated steel. Cloud is delivered with pull-out bag holders designed for 85-125L bags.

[More info →](#)



Tested in accordance
with SS-EN 16121:2013
and A1:2018



Olive NCS/RAL 6013



Wine red RAL 3005
Warm grey RAL 7032
Forest green RAL 6020

Kite

Design | **Annica Doms**

A modular recycling unit designed by Annica Doms. Awarded the Red Dot Design Award for its innovative form. Designed for modularity in different configurations. Kite can be placed against the wall or as a free-standing accent in the room.

The many possible combinations challenges the imagination and inspires creativity. Lids with eight different designs with varying shapes and screen printed symbols for different types of waste. Kite is available in 11 RAL colours and Kite Raw with lids in three standard colours, white, anthracite and olive grey. Kite holds 70L, designed for standard bag of 85–125L.

More info →

Swedish steel
100% recyclable



reddot design award
winner 2012



GERMAN
DESIGN
AWARD
WINNER
2020



RAL 1013 Pearl White, RAL 7016 Anthracite, RAL 6013 Olive



Anthracite RAL 7016
 Brilliant blue RAL 5023
 Warm grey RAL 7032

Kite mini

Design | **Annica Doms**

Kite, has retrieved both its name and its appearance from the geometric shape of a kite. The straight angles give a bold and exciting expression, and at the same time harmonise with the room and its shape. The unique form holds angles of 60 °, 90 ° and 120 ° which makes it ideal to place in corners with varying angles. Kite mini has the same shape and is an exact copy of Kite, but in a reduced size. This gives a clear "family feeling" and a uniform expression.


Kite mini is intended for smaller spaces like under desks, hotel rooms or smaller conference rooms. There is also a wall mount for Kite mini, which means that it can be placed on the wall. As single or in pairs to free floor space.

Kite mini is available in 11 RAL colours. Lids in colour white, anthracite or olive grey with 6 different screen printed symbols for recycling. Kite mini holds 10 L.

Swedish steel
 100% recyclable



RAL 6013 Olive



Wine red RAL 3005

Hold

Design | **Tengbom**

TreCe, together with Tengbom architects, have developed the recycling bin Hold. A collaboration that started with Tengbom seeing a need for a different and functional recycling bin that could meet the needs of smaller spaces. Conference rooms, hotel rooms, smaller meeting rooms, etc. TreCe was contacted and the result was Hold.

A small and functional bin with a lid that is available in 7 different profiles. There is also a wall mount for Hold, which means that it can be placed on the wall.

Hold is available in 11 RAL colours. 7 different lids with different profiles and text for easy sorting. Adapted bag holder and containers in recycled plastic, included when ordering lids. Hold holds 20L.

[More info →](#)

Swedish steel
100% recyclable



RAL 3014 Old Pink



Wine red RAL 3005

Hold mini

Design | **Tengbom**

Hold mini waste bin is a little brother to Hold. TreCe has together with Tengbom architects developed the recycling unit Hold. As part of this collaboration, Hold mini has seen the light of day. Hold mini is half the size of its big brother Hold. With only one fraction for sorting, Hold aims to function as a pure wastebasket in conference rooms, hotel rooms, smaller meeting rooms etc. A small and functional bin with one type of inlet and a small container. Hold mini also has a wall bracket, which means that it can be placed on a wall.

Sustainability and materials

Frame in powder coated steel made in Sweden, consists of 20% recycled materials. The steel is 100% recyclable. The powder coating is a good environmental choice as no solvents are used. Inner container in 100% recycled plastic. The inner container is dishwasher safe.

Swedish steel
100% recyclable



Old pink RAL 3014 Saffron RAL 1017



Warm grey NCS / RAL 7032 Anthracite NCS / RAL 7016

Ridge

Design | **Studio Doms**

Ridge, with its special expression, becomes a different and expressive feature in the modern office. It gives the impression of an interior detail, not just an recycling station. Standing together Ridge creates a feeling of a city skyline. Details such as bevelled outer edges and a slight distance between the frame and top shows a feel of quality and detail.

A very stable construction that is built of 22 mm MDF and lacquered in 11 standard colours. The stainless steel ramp for easy access of a 140 litres waste bin is not only a practical detail, but also a part of the design that stands out. Ridge is also available in two heights, low and high. What distinguishes low and high is the slope of the upper frame.

Both versions are easily emptied with the door's with 135° opening. Ridge can be ordered with different recycling symbols depending on the purpose and waste.

More info →



Tested in accordance
with SS-EN 16121:2013
and A1:2018



Old pink NCS/RAL 3014 Wine red NCS/RAL 3005 Warm grey NCS/ RAL 7032 Pearl white NCS/RAL 1013



Anthracite RAL 7016

Clean

Dispenser stand

Design | TreCe

Clean is a flexible hand sanitiser dispenser stand. Having good hand hygiene is important to protect both yourself and others from reducing the spread of infection and virus. When TreCe realised that the spread of infection became a problem in society, we began to think about how we could contribute, and came up with our own solution.

A hand sanitiser floor stand, which is based on the customer's needs. Flexibility and simplicity are important to many and we have chosen to focus on that. The foundation is a stand with a stable base, with accessories you need and believe are of importance to yours customers. Two different models of bottle holders (750 ml and 1000 ml) with leaking tray, holders for Tork M1 dispenser, a small bin and a sign for your own message (horizontal A4). The stand consists of perforated holes on the front and back, where you simply hook on the accessories you have chosen in the place you want. In a preschool, you may choose to place the accessories at a lower height than in a high school, for example. Clean is made of Swedish quality steel and powder coated in Anthracite grey colour RAL 7016.

Swedish steel
100% recyclable



CombiLine

Recycling station

Design | **TreCe**

Ready combined recycling stations that cover the entire waste sorting for both large and small offices. Frames and doors in standard white and worktops in high pressure laminate, anthracite. Stainless steel handles are standard.

All drawers with soft closing and full extension that can withstand loads up to 35 kilos.

There are four ready combined recycling stations. Recycling station 2 is shown in the picture above. Complete with environmental symbols and suitable containers from our range of accessories.

If you prefer to combine your own station, see modules under CombiLine Recycling unit. (page 126)



Space

Design | TreCe

Flexible storage series with great opportunities to adapted to everyday needs. Doors with seamless fronts in MDF as standard, choose your preferred NCS colour after taste and preferences. The frames are also available in any NCS colour. Choose between different frame and door heights. Cabinet doors are available with different types of locks and closures. It is also possible to have doors with mail-inlets.

Complete with cover panels and work tops, especially when placed back to back. See also other modules in the same series, bench, shoe shelves and open storage in lacquered MDF.

As accessories there are removable shelves, clothes rails, mirrors, hook, carpet, cork box Stuff and the Office Bag.

This storage series can be customised.

More info →



Olive NCS/RAL 6013







Office

Design | **TreCe**

Office is a product family designed to meet the needs of the modern office. Smart solutions that focus on function and with a low environmental impact. Office Backpack, an office bag and backpack for those who want a bag that works both around and outside the office. organise, store and move your office supplies and laptop with Office Backpack.

Office Bag, a practical and functional office bag for the activity-based office. Several compartments for storing a laptop, binders and other things that you want available, with a practical shoulder strap. Office Sleeve, laptop case suitable for most laptop computers. Office Pouch, a practical small bag for cables, keys, USB-sticks etc.

Made from needled felt with 7% wool, 93% polyester, and with details in untreated leather.




Office Backpack

Office Bag

Office Pouch

Office Sleeve



CombiLine Lockers

Design | TreCe


Lockers for personal or public storage. Doors are available with different types of locks and closures. It is also possible to have doors with mail-inlets. The storage compartments are highly adaptable and fits in most spaces.

Frames and fronts are available in standard white or lacquered in any NCS colour. Choose between different heights of frame and doors. Standard widths: 310, 605 and 900 mm.

This storage series can be customised.



Wine red NCS/RAL 3005 Old pink NCS/RAL 3014 Olive NCS/RAL 6013 Pearl White NCS/RAL 1013 Frame and plinth in white laminate.



CombiLine

Office shelf

Design | TreCe

Shelves and cupboards for storage of large volumes. Frames and fronts are available in standard white or lacquered in any NCS colour. Choose between different sizes. Possibility to choose glass doors, glass shelves, drawers or filing drawers.

Office shelves can be easily adapted to personal and public storage with different types of locks. This series can be customised. Contact TreCe for quotation or drawing proposals.

Worktops for the lower models are also available as a supplement.



Olive NCS/RAL 6013




CombiLine Wardrobe

Design | TreCe

Space efficient lockable wardrobes designed to blend into the work environment. Clothes rail and hat rack always included as standard. Doors are available with different types of locks and closures.

Frames and fronts are available in standard white or lacquered in any NCS colour. Choose between different standard widths: 310, 605 and 900 mm.

This storage series can be customised.




CombiLine

Combi shelf

Design | TreCe

The Combi shelf, an adaptable storage unit. Build freely from floor to ceiling. Utilise the wall surface with a wall mounted combi shelf and create a unique module by freely combining together with optional accessories. The Combi shelf is available in standard white or lacquered in any NCS colour.

Worktops for the lower models are also available as a supplement.




CombiLine

Magazine shelf Expo

Design | TreCe

Expo has display surfaces in powder-coated steel for exposure of journals, books and reference materials. Plenty of storage space behind the display surfaces.

You choose which colour you want on your display surfaces: white or black. Mounting strip included with all wall modules. Expo is available in standard white or lacquered in any NCS colour.



CombiLine

Wall cabinet/shelf

Design | **TreCe**

Wall mounted shelves and cabinets serve as space saving alternatives or complements to our floor standing modules.

Open modules are easily supplemented with doors, dividers or mail shelves. Available in standard white or lacquered in any NCS colour. Mounting strip included all wall modules.




CombiLine Cabinet

Design | **TreCe**

Space efficient cabinets that utilise all the office space. Create your own combination. Choose between different modules, open, with doors or with drawers. Stainless steel handles included as standard.

Available in two different standard heights 880 and 1057 mm. Available in standard white or lacquered in any NCS colour.



CombiLine

Printer Cabinet

Design | TreCe

Printer cabinet in an ergonomic height which can easily be combined with other storage furniture in the CombiLine series. Choose between different modules, open, with doors or with drawers. Stainless steel handles included as standard.

Standard height: 704 mm. Available in standard white or lacquered in any NCS colour.



CombiLine


Work station

Design | TreCe

Flexible working station with great varieties and storage from both sides where one side has drawers that can withstand up to a 65 kg load with full extension and soft closing. Standing on a white powder coated sturdy steel frame. Frame and fronts in white or lacquered in any NCS colour. Worktops in white or anthracite high pressure laminate.

Stainless steel handles as standard. The working station is available in two widths, 1680 and 2480 mm.

More info →



CombiLine

Copy station

Design | TreCe

Ready combined stations consisting of wall cupboards, mail shelves and cabinets. Frames and fronts in standard white, worktops in anthracite high pressure laminate.

Stainless steel handles as standard. All drawers are with soft closing and can hold up to 30 kg. Drawers that can hold up to 65 kg are available upon request.



CombiLine

Mail sorting

Design | TreCe

Complete module series for handling mail. Adjustable as needed — in height or width, on the floor or wall. Mail sorting can be supplemented with more mail shelves. Mail slots with reach-through capability makes it possible to manage mail from both sides.

Available in standard white or lacquered in any NCS colour. Mounting strip included with all wall modules.

More info →



Mail

Design | **TreCe**

Space efficient mail unit for the new era of mail sorting. Mail is available in standard white with plinth and worktop in high pressure laminate, ash or anthracite. Mail holds space for hanging folders in folio format, mail-inlet for outgoing mail, a waste unit and a drawer for office items.

Specially designed symbols and a 60-litres container are included. Contact TreCe if you wish to combine your own module.

[More info →](#)



Place

Design | **Studio Doms**

Open shelves for room division and storage. Made of dark grey powder-coated Aluminium with decor shelf in light ash and brass details. Place is a shelf system with great combination possibilities that can easily be tailored to your specific needs. Place is available in two widths (361 and 739 mm, excl. end gables) and three different heights (1003, 1433 and 1863 mm) that can be easily assembled and adapted as needed.

As a step in TreCe's continuous environmental work, Place is delivered in flat packages and can be mounted easily on site.



Anthracite NCS / RAL 7016




Soft

Design | **Studio Doms**

Storage unit in white pigmented ash veneer or white lacquered MDF. Both models have the same high quality on all sides and comes with robust legs in white pigmented solid ash. Made of carefully selected materials with low environmental impact where all the wood is traceable.

Available in versions of two, three and four storage units. All units are prepared for media storage, with outlets for cables and ventilation.

More info →






Wall mounted storage

Design | TreCe

Build your own wall mounted storage from shelves, rails and brackets.

Shelves are available in standard white. Select the desired depth and combine with wall rails or hanging rails with associated support strip. Contact TreCe if you want other material on your shelves.

[More info →](#)



Drawing cabinet

Design | **TreCe**

White laminated frame with white lacquered fronts with stainless steel handles. Drawers have rails with integrated hubs that make them easy to handle which makes the storage more functional and versatile.



Tested in accordance
with SS-EN 16121:2013
and A1:2018



Archive shelf

Pine

Design | **TreCe**

Archive shelf in massive lacquered pine. Stable construction that is easy to move and adjust.

Archive shelf pine is available as a complete start section which then can be supplemented with add-on sections. Max load 100 kg/shelf.

[More info →](#)



Compact archive

Steel

Design | TreCe

Robust, flexible archive for efficient storage of large quantities. Gables and shelves in lacquered steel plate can withstand high loads, 50-120 kg per shelf at distributed load. It's also possible to customise the archive so it can hold even more weight. Choose between steering wheel or power steering.

Can be adapted to different archive formats, for example landscape A4 or portrait A4. The height, width or length of the system can be easily adjusted as required.

More info →

Selected references



Architect: Katarina Söderström Lijewall, Photographer: Inna Krestindotir









Frame/Top/Lock/Knob/Leg: Powder coated sheet steel
Inner container: 90% recycled ABS plastic

Kloss Recycling

NEW

Kloss recycling system reflects our need to separate and organise, putting the right materials in the right bins for recycling. What we used to define as waste is now a material resource that can be reused. All interiors and situations have different conditions, with Kloss there are almost endless possibilities to build whatever form and function is needed, in any RAL colour you wish. Creative and playfull recycling units for all environments.

"Modularity" is the basic idea and design essence of Kloss. A vast and highly flexible, connectable modular system for recycling. Three different modules, made of steel, provide endless possibilities and shapes. Choice of modules and configuration, together with the choice of colour, top, lid and accessories - gives the recycling unit its final shape and expression.

Sustainability and materials

- The modules are made of 20% recycled steel with long durability.
- Circular product: modules can be disassembled and replaced, refreshed, repaired, refurbished and recycled.
- The steel body is made in parts that are joined together by the click method and are detachable for renovation.
- Container with raised bottom allowing the use of paper bag.
- Container and base insert is made of 100% recycled ABS plastic.
- Kloss can hold up to 62-68L.



RAL 6020 Forest green



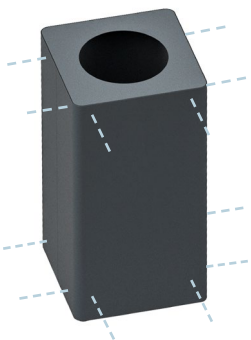
RAL 1017 Saffron



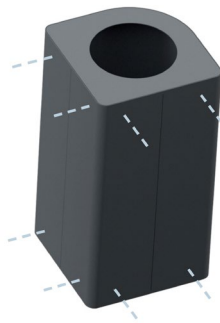
RAL 1013 Pearl white



Kloss are connected together with connection holes on each frame



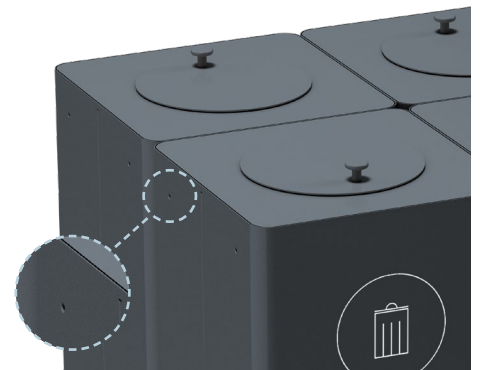
M1 - 6 connection holes



M2 - 4 connection holes



M3 - 2 connection holes


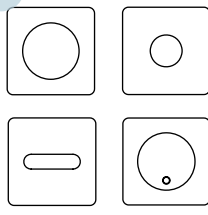

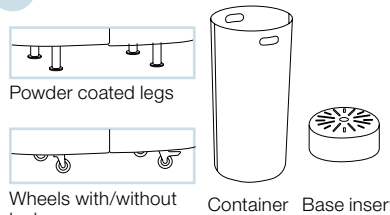


NOTE! The connection holes are included on all our frames and will be visible depending on which set you have.

Frame/Top/Lock/Knob/Leg: Powder coated sheet steel

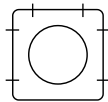
Inner container: 100% recycled ABS plastic

How to order Kloss:

<p>1.</p> 	<p>2.</p> 	<p>3.</p> 	<p>4.</p> 
<p>Choose frame and colour Bin with adjustable feet.</p>	<p>Choose top and colour Available with lid & lock.</p>	<p>Choose symbol</p>	<p>Choose accessories: legs or wheels, container and base insert.</p>

Kloss Frame in powder coated steel sheet 1 mm. Width 360 mm, Height 700 mm, Depth 360 mm.

Markings on the illustrations refer to the visible mounting lines of the connection holes.



M1: Square frame
Holds approx. 68L

Colour **Art no.**

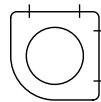
PRICE CATEGORY 1

RAL 9010 White	320101
RAL 7032 Warm Grey	320102
RAL 7016 Anthracite	320103

PRICE CATEGORY 2

RAL 5023 Brilliant blue	320104
RAL 1013 Pearl white	320105
RAL 6013 Olive	320106
RAL 6020 Forest green	320107
RAL 8014 Chocolate	320108
RAL 1017 Saffron	320109
RAL 3014 Old pink	320110
RAL 3005 Wine red	320111

Any RAL colour at an additional cost, contact TreCe.



M2: Frame with one round corner
Holds approx. 65L

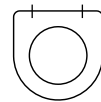
Colour **Art no.**

PRICE CATEGORY 1

RAL 9010 White	320201
RAL 7032 Warm Grey	320202
RAL 7016 Anthracite	320203

PRICE CATEGORY 2

RAL 5023 Brilliant blue	320204
RAL 1013 Pearl white	320205
RAL 6013 Olive	320206
RAL 6020 Forest green	320207
RAL 8014 Chocolate	320208
RAL 1017 Saffron	320209
RAL 3014 Old pink	320210
RAL 3005 Wine red	320211



M3: Frame with a straight side and rounded front
Holds approx. 62L

Colour **Art no.**

PRICE CATEGORY 1

RAL 9010 White	320301
RAL 7032 Warm Grey	320302
RAL 7016 Anthracite	320303

PRICE CATEGORY 2

RAL 5023 Brilliant blue	320304
RAL 1013 Pearl white	320305
RAL 6013 Olive	320306
RAL 6020 Forest green	320307
RAL 8014 Chocolate	320308
RAL 1017 Saffron	320309
RAL 3014 Old pink	320310
RAL 3005 Wine red	320311

Kloss Colours



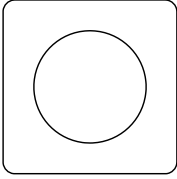
White Warm Grey Anthracite Brilliant blue Pearl white Olive Forest green Chocolate Saffron Old pink Wine red

Frame/Top/Lock/Knob/Leg: Powder coated sheet steel

Inner container: 100% recycled ABS plastic

Lid: The lid is available in 4 variants with different external shapes, depending on the frame chosen. On the top of the fixed lid there is a knob in the same colour as the top and lid. The knob is specially designed and is only available from TreCe. Head Ø30mm x Foot Ø12mm

Kloss M1 Square top in powder coated steel sheet 2 mm. Width 352 mm, Height 12 mm, Depth 352 mm.



M1: Top

Hole Ø220 mm

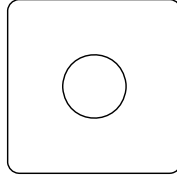
Colour **Art no.**

PRICE CATEGORY 1

RAL 9010 White	320401
RAL 7032 Warm Grey	320402
RAL 7016 Anthracite	320403

PRICE CATEGORY 2

RAL 5023 Brilliant blue	320404
RAL 1013 Pearl white	320405
RAL 6013 Olive	320406
RAL 6020 Forest green	320407
RAL 8014 Chocolate	320408
RAL 1017 Saffron	320409
RAL 3014 Old pink	320410
RAL 3005 Wine red	320411



M1: Top

Hole Ø130 mm

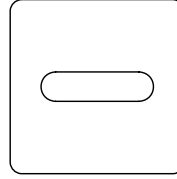
Colour **Art no.**

PRICE CATEGORY 1

RAL 9010 White	320421
RAL 7032 Warm Grey	320422
RAL 7016 Anthracite	320423

PRICE CATEGORY 2

RAL 5023 Brilliant blue	320424
RAL 1013 Pearl white	320425
RAL 6013 Olive	320426
RAL 6020 Forest green	320427
RAL 8014 Chocolate	320428
RAL 1017 Saffron	320429
RAL 3014 Old pink	320430
RAL 3005 Wine red	320431



M1: Top

Oblong hole 60*230 mm

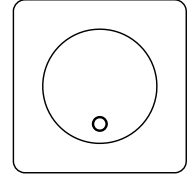
Colour **Art no.**

PRICE CATEGORY 1

RAL 9010 White	320441
RAL 7032 Warm Grey	320442
RAL 7016 Anthracite	320443

PRICE CATEGORY 2

RAL 5023 Brilliant blue	320444
RAL 1013 Pearl white	320445
RAL 6013 Olive	320446
RAL 6020 Forest green	320447
RAL 8014 Chocolate	320448
RAL 1017 Saffron	320449
RAL 3014 Old pink	320450
RAL 3005 Wine red	320451



M1: Top

Fixed lid with knob Ø235mm, hole Ø210mm

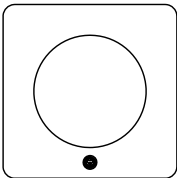
Colour **Art no.**

PRICE CATEGORY 1

RAL 9010 White	320701
RAL 7032 Warm Grey	320702
RAL 7016 Anthracite	320703

PRICE CATEGORY 2

RAL 5023 Brilliant blue	320704
RAL 1013 Pearl white	320705
RAL 6013 Olive	320706
RAL 6020 Forest green	320707
RAL 8014 Chocolate	320708
RAL 1017 Saffron	320709
RAL 3014 Old pink	320710
RAL 3005 Wine red	320711



M1: Top with triangular lock

Hole Ø220 mm

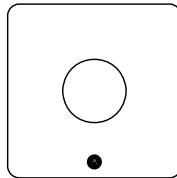
Colour **Art no.**

PRICE CATEGORY 1

RAL 9010 White	321001
RAL 7032 Warm Grey	321002
RAL 7016 Anthracite	321003

PRICE CATEGORY 2

RAL 5023 Brilliant blue	321004
RAL 1013 Pearl white	321005
RAL 6013 Olive	321006
RAL 6020 Forest green	321007
RAL 8014 Chocolate	321008
RAL 1017 Saffron	321009
RAL 3014 Old pink	321010
RAL 3005 Wine red	321011



M1: Top with triangular lock

Hole Ø130 mm

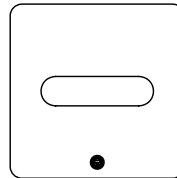
Colour **Art no.**

PRICE CATEGORY 1

RAL 9010 White	321021
RAL 7032 Warm Grey	321022
RAL 7016 Anthracite	321023

PRICE CATEGORY 2

RAL 5023 Brilliant blue	321024
RAL 1013 Pearl white	321025
RAL 6013 Olive	321026
RAL 6020 Forest green	321027
RAL 8014 Chocolate	321028
RAL 1017 Saffron	321029
RAL 3014 Old pink	321030
RAL 3005 Wine red	321031



M1: Top with triangular lock

Oblong hole 60*230 mm

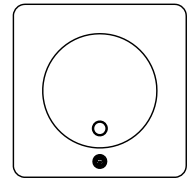
Colour **Art no.**

PRICE CATEGORY 1

RAL 9010 White	321041
RAL 7032 Warm Grey	321042
RAL 7016 Anthracite	321043

PRICE CATEGORY 2

RAL 5023 Brilliant blue	321044
RAL 1013 Pearl white	321045
RAL 6013 Olive	321046
RAL 6020 Forest green	321047
RAL 8014 Chocolate	321048
RAL 1017 Saffron	321049
RAL 3014 Old pink	321050
RAL 3005 Wine red	321051



M1: Top with triangular lock

Fixed lid with knob Ø235mm, hole Ø210mm

Colour **Art no.**

PRICE CATEGORY 1

RAL 9010 White	321301
RAL 7032 Warm Grey	321302
RAL 7016 Anthracite	321303

PRICE CATEGORY 2

RAL 5023 Brilliant blue	321304
RAL 1013 Pearl white	321305
RAL 6013 Olive	321306
RAL 6020 Forest green	321307
RAL 8014 Chocolate	321308
RAL 1017 Saffron	321309
RAL 3014 Old pink	321310
RAL 3005 Wine red	321311

Any RAL colour at an additional cost. Contact TreCe

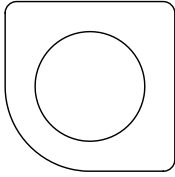
Triangular key included when ordering top with lock. Can also be purchased separately.

Frame/Top/Lock/Knob/Leg: Powder coated sheet steel

Inner container: 100% recycled ABS plastic

Lid: The lid is available in 4 variants with different external shapes, depending on the frame chosen. On the top of the fixed lid there is a knob in the same colour as the top and lid. The knob is specially designed and is only available from TreCe. Head Ø30mm x Foot Ø12mm

Kloss M2 Top in powder coated steel plate 2 mm. Width 352 mm, Height 12 mm, Depth 352 mm.



M2: Top

Hole Ø220 mm

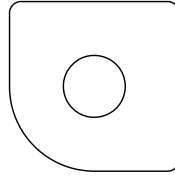
Colour **Art no.**

PRICE CATEGORY 1

RAL 9010 White	320501
RAL 7032 Warm Grey	320502
RAL 7016 Anthracite	320503

PRICE CATEGORY 2

RAL 5023 Brilliant blue	320504
RAL 1013 Pearl white	320505
RAL 6013 Olive	320506
RAL 6020 Forest green	320507
RAL 8014 Chocolate	320508
RAL 1017 Saffron	320509
RAL 3014 Old pink	320510
RAL 3005 Wine red	320511



M2: Top

Hole Ø130 mm

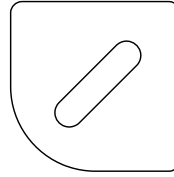
Colour **Art no.**

PRICE CATEGORY 1

RAL 9010 White	320521
RAL 7032 Warm Grey	320522
RAL 7016 Anthracite	320523

PRICE CATEGORY 2

RAL 5023 Brilliant blue	320524
RAL 1013 Pearl white	320525
RAL 6013 Olive	320526
RAL 6020 Forest green	320527
RAL 8014 Chocolate	320528
RAL 1017 Saffron	320529
RAL 3014 Old pink	320530
RAL 3005 Wine red	320531



M2: Top

Oblong hole 60*230 mm

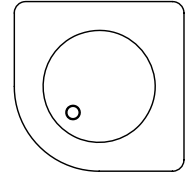
Colour **Art no.**

PRICE CATEGORY 1

RAL 9010 White	320541
RAL 7032 Warm Grey	320542
RAL 7016 Anthracite	320543

PRICE CATEGORY 2

RAL 5023 Brilliant blue	320544
RAL 1013 Pearl white	320545
RAL 6013 Olive	320546
RAL 6020 Forest green	320547
RAL 8014 Chocolate	320548
RAL 1017 Saffron	320549
RAL 3014 Old pink	320550
RAL 3005 Wine red	320551



M2: Top

Fixed lid with knob Ø235mm, hole Ø120mm

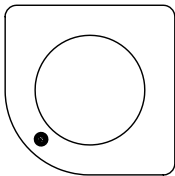
Colour **Art no.**

PRICE CATEGORY 1

RAL 9010 White	320801
RAL 7032 Warm Grey	320802
RAL 7016 Anthracite	320803

PRICE CATEGORY 2

RAL 5023 Brilliant blue	320804
RAL 1013 Pearl white	320805
RAL 6013 Olive	320806
RAL 6020 Forest green	320807
RAL 8014 Chocolate	320808
RAL 1017 Saffron	320809
RAL 3014 Old pink	320810
RAL 3005 Wine red	320811



M2: Top with triangular lock

Hole Ø220 mm

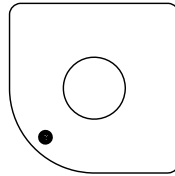
Colour **Art no.**

PRICE CATEGORY 1

RAL 9010 White	321101
RAL 7032 Warm Grey	321102
RAL 7016 Anthracite	321103

PRICE CATEGORY 2

RAL 5023 Brilliant blue	321104
RAL 1013 Pearl white	321105
RAL 6013 Olive	321106
RAL 6020 Forest green	321107
RAL 8014 Chocolate	321108
RAL 1017 Saffron	321109
RAL 3014 Old pink	321110
RAL 3005 Wine red	321111



M2: Top with triangular lock

Hole Ø130 mm

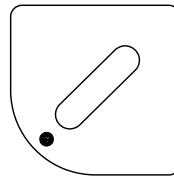
Colour **Art no.**

PRICE CATEGORY 1

RAL 9010 White	321121
RAL 7032 Warm Grey	321122
RAL 7016 Anthracite	321123

PRICE CATEGORY 2

RAL 5023 Brilliant blue	321124
RAL 1013 Pearl white	321125
RAL 6013 Olive	321126
RAL 6020 Forest green	321127
RAL 8014 Chocolate	321128
RAL 1017 Saffron	321129
RAL 3014 Old pink	321130
RAL 3005 Wine red	321131



M2: Top with triangular lock

Oblong hole 60*230 mm

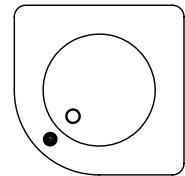
Colour **Art no.**

PRICE CATEGORY 1

RAL 9010 White	321141
RAL 7032 Warm Grey	321142
RAL 7016 Anthracite	321143

PRICE CATEGORY 2

RAL 5023 Brilliant blue	321144
RAL 1013 Pearl white	321145
RAL 6013 Olive	321146
RAL 6020 Forest green	321147
RAL 8014 Chocolate	321148
RAL 1017 Saffron	321149
RAL 3014 Old pink	321150
RAL 3005 Wine red	321151



M2: Top with triangular lock

Fixed lid with knob Ø235mm, hole Ø210mm

Colour **Art no.**

PRICE CATEGORY 1

RAL 9010 White	321401
RAL 7032 Warm Grey	321402
RAL 7016 Anthracite	321403

PRICE CATEGORY 2

RAL 5023 Brilliant blue	321404
RAL 1013 Pearl white	321405
RAL 6013 Olive	321406
RAL 6020 Forest green	321407
RAL 8014 Chocolate	321408
RAL 1017 Saffron	321409
RAL 3014 Old pink	321410
RAL 3005 Wine red	321411

Any RAL colour at an additional cost. Contact TreCe

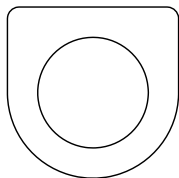
Triangular key included when ordering top with lock. Can also be purchased separately.

Frame/Top/Lock/Knob/Leg: Powder coated sheet steel

Inner container: 100% recycled ABS plastic

Lid: The lid is available in 4 variants with different external shapes, depending on the frame chosen. On the top of the fixed lid there is a knob in the same colour as the top and lid. The knob is specially designed and is only available from TreCe. Head Ø30mm x Foot Ø12mm

Kloss M3 Top in powder coated steel plate 2 mm. Width 352 mm, Height 12 mm, Depth 352 mm.



M3: Top

Hole Ø220 mm

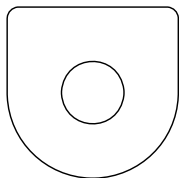
Colour **Art no.**

PRICE CATEGORY 1

RAL 9010 White	320601
RAL 7032 Warm Grey	320602
RAL 7016 Anthracite	320603

PRICE CATEGORY 2

RAL 5023 Brilliant blue	320604
RAL 1013 Pearl white	320605
RAL 6013 Olive	320606
RAL 6020 Forest green	320607
RAL 8014 Chocolate	320608
RAL 1017 Saffron	320609
RAL 3014 Old pink	320610
RAL 3005 Wine red	320611



M3: Top

Hole Ø130 mm

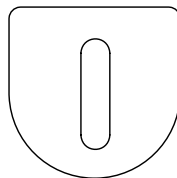
Colour **Art no.**

PRICE CATEGORY 1

RAL 9010 White	320621
RAL 7032 Warm Grey	320622
RAL 7016 Anthracite	320623

PRICE CATEGORY 2

RAL 5023 Brilliant blue	320624
RAL 1013 Pearl white	320625
RAL 6013 Olive	320626
RAL 6020 Forest green	320627
RAL 8014 Chocolate	320628
RAL 1017 Saffron	320629
RAL 3014 Old pink	320630
RAL 3005 Wine red	320631



M3: Top

Oblong hole 60*230 mm

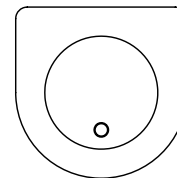
Colour **Art no.**

PRICE CATEGORY 1

RAL 9010 White	320641
RAL 7032 Warm Grey	320642
RAL 7016 Anthracite	320643

PRICE CATEGORY 2

RAL 5023 Brilliant blue	320644
RAL 1013 Pearl white	320645
RAL 6013 Olive	320646
RAL 6020 Forest green	320647
RAL 8014 Chocolate	320648
RAL 1017 Saffron	320649
RAL 3014 Old pink	320650
RAL 3005 Wine red	320651



M3: Top

Fixed lid with knob Ø235mm, hole Ø210mm

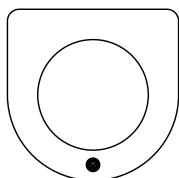
Colour **Art no.**

PRICE CATEGORY 1

RAL 9010 White	320901
RAL 7032 Warm Grey	320902
RAL 7016 Anthracite	320903

PRICE CATEGORY 2

RAL 5023 Brilliant blue	320904
RAL 1013 Pearl white	320905
RAL 6013 Olive	320906
RAL 6020 Forest green	320907
RAL 8014 Chocolate	320908
RAL 1017 Saffron	320909
RAL 3014 Old pink	320910
RAL 3005 Wine red	320911



M3: Top with triangular lock

Hole Ø220 mm

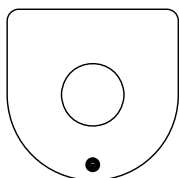
Colour **Art no.**

PRICE CATEGORY 1

RAL 9010 White	321201
RAL 7032 Warm Grey	321202
RAL 7016 Anthracite	321203

PRICE CATEGORY 2

RAL 5023 Brilliant blue	321204
RAL 1013 Pearl white	321205
RAL 6013 Olive	321206
RAL 6020 Forest green	321207
RAL 8014 Chocolate	321208
RAL 1017 Saffron	321209
RAL 3014 Old pink	321210
RAL 3005 Wine red	321211



M3: Top with triangular lock

Hole Ø130 mm

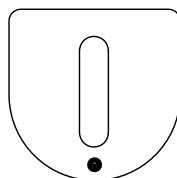
Colour **Art no.**

PRICE CATEGORY 1

RAL 9010 White	321221
RAL 7032 Warm Grey	321222
RAL 7016 Anthracite	321223

PRICE CATEGORY 2

RAL 5023 Brilliant blue	321224
RAL 1013 Pearl white	321225
RAL 6013 Olive	321226
RAL 6020 Forest green	321227
RAL 8014 Chocolate	321228
RAL 1017 Saffron	321229
RAL 3014 Old pink	321230
RAL 3005 Wine red	321231



M3: Top with triangular lock

Oblong hole 60*230 mm

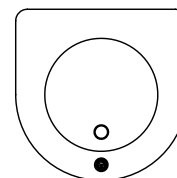
Colour **Art no.**

PRICE CATEGORY 1

RAL 9010 White	321241
RAL 7032 Warm Grey	321242
RAL 7016 Anthracite	321243

PRICE CATEGORY 2

RAL 5023 Brilliant blue	321244
RAL 1013 Pearl white	321245
RAL 6013 Olive	321246
RAL 6020 Forest green	321247
RAL 8014 Chocolate	321248
RAL 1017 Saffron	321249
RAL 3014 Old pink	321250
RAL 3005 Wine red	321251



M3: Top with triangular lock

Fixed lid with knob Ø235mm, hole Ø210mm

Colour **Art no.**

PRICE CATEGORY 1

RAL 9010 White	321501
RAL 7032 Warm Grey	321502
RAL 7016 Anthracite	321503

PRICE CATEGORY 2

RAL 5023 Brilliant blue	321504
RAL 1013 Pearl white	321505
RAL 6013 Olive	321506
RAL 6020 Forest green	321507
RAL 8014 Chocolate	321508
RAL 1017 Saffron	321509
RAL 3014 Old pink	321510
RAL 3005 Wine red	321511

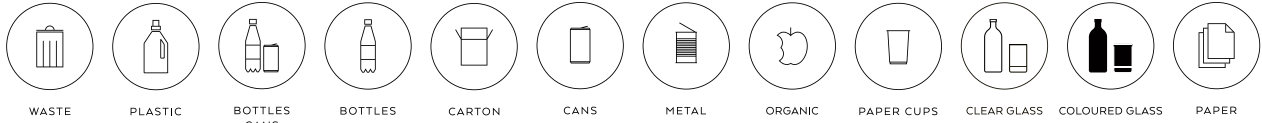
Any RAL colour at an additional cost. Contact TreCe

Triangular key included when ordering top with lock. Can also be purchased separately.

Frame/Top/Lock/Knob/Leg: Powder coated sheet steel

Inner container: 100% recycled ABS plastic

Kloss Symbol Ø120 mm, white or anthracite (factory mounted on the front frame)



Colour	Art no.	WASTE	PLASTIC	BOTTLES CANS	BOTTLES	CARTON	CANS	METAL	ORGANIC	PAPER CUPS	CLEAR GLASS	COLOURED GLASS	PAPER
White	322001	322002	322003	322004	322005	322006	322007	322010	322008	322011	322012	322009	
Anthracite	322101	322102	322103	322104	322105	322106	322107	322110	322108	322111	322112	322109	

See page 67 for reference



Powder coated adjustable legs.



Wheels, with or without brakes.



Without legs or wheels, small adjustable feet are included.

Accessories: Fits all modules

Product	Description	Size	Colour	Art no.
Container	Approx. 45L. Handle W80 x H30mm Recycled ABS plastic 2 mm.	Ø320 x H650	Grey	321601
Base insert	Insert with perforated grid Recycled ABS plastic 2 mm.	Ø240 x H100	Grey	321602
Kloss wheel, without brake	Wheels Ø50 x W19mm. Overall height 69mm. Load capacity 50kg.	Ø50 x H19	Black	321701
Kloss wheel, with brake	Wheel Ø50 x B19mm. Overall height 69mm. Load capacity 50kg. Use 2 per setup.	Ø50 x H19	Black	321702
Triangular key	Extra key for tops with lock	W50 x H80	Silver	380810
Garbage bag	85 litres, 25 pcs/roll		Black	321699

Kloss Legs

Adjustable leg is specially designed and available only from TreCe. Powder coated in our standard colours.

Ø48 x H85mm

Colour **Art no.**

PRICE CATEGORY 1

RAL 9010 White	321801
RAL 7032 Warm Grey	321802
RAL 7016 Anthracite	321803

PRICE CATEGORY 2

RAL 5023 Brilliant blue	321804
RAL 1013 Pearl white	321805
RAL 6013 Olive	321806
RAL 6020 Forest green	321807
RAL 8014 Chocolate	321808
RAL 1017 Saffron	321809
RAL 3014 Old pink	321810
RAL 3005 Wine red	321811



Triangular key

Container 45L and base insert.

Base insert is used as bottom insert in the container. The perforated grid is anchored to ventilate moisture.

Add the base insert when using food waste bags as they often have a lower depth.



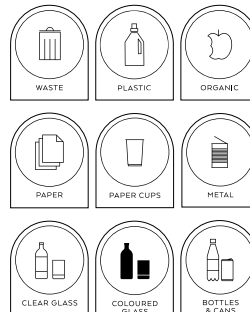
Stackable container with handle.

Kloss decal sheet - Symbol Ø40 x H55mm (height of the whole decal)

Order if you want to add a symbol on the top/lid.

Description	Unit	Colour	Art no.
Decal sheet recycling - English text			
English, white text	21 pcs/ set	White	324001
English, anthracite text	21 pcs/ set	Anthracite	324002
Decal sheet recycling - Swedish text			
Swedish, white text	21 pcs/ set	White	324003
Swedish, anthracite text	21 pcs/ set	Anthracite	324004
Decal sheet recycling - Norwegian text			
Norwegian, white text	18 pcs/ set	White	324005
Norwegian, anthracite text	18 pcs/ set	Anthracite	324006

Please contact TreCe if you want other symbols or text in other languages.



Frame: Powder-coated steel.
Shell: Fibreglass.

Butler

Recycling unit

When Jangir designed our new product, Butler, it was not primarily intended as just a waste bin. It would create both identity and a sense of good design where it was placed. A waste bin you do not want to hide, as it both strengthens and beautifies the environment with its peculiar shape. The bin can be placed alone or in a group.

Butler consists of an outer shell in fibreglass with a simple frame of Swedish steel. The shell, which is very shock-resistant, is easy to lift off when changing the waste bag. Butler is ideal for offices, shopping malls, hotels, schools, universities and other public spaces. Butler is made in two sizes, Small 46L and Large 116L.

Butler Small, white

Outer shell in white fibreglass, black inner frame in RAL 9005. 46L.
 Recommended waste bag 70-85L.

Colour	Dimensions	Art no.
RAL 9010 White	543x668x543	330101

Any RAL colour at additional cost, contact TreCe.

Butler Large, white

Outer shell in white fibreglass, black inner frame in RAL 9005. 116L.
 Recommended waste bag 125 L.

Colour	Dimensions	Art no.
RAL 9010 White	562x850x562	330201

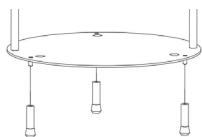
Any RAL colour at additional cost, contact TreCe.



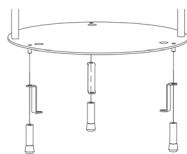
Black inner frame in RAL 9005.

Accessories

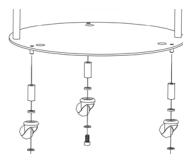
Name		Colour	Art no.
Butler floor attachment	3 black Z-profil for floor attachment in RAL 9005. Attached between the legs and the base.	Black	330198
Butler with wheels	3 black wheels with legs in RAL 9005	Black	330199



Legs (standard)



Floor attachment



Wheels

Name	Dimensions	Colour	Art no.
Butler Small Symbol sheets, text in english	9 symbols 73x50	Grey	330312
Butler Large Symbol sheets, text in english	9 symbols 98,5x68	Grey	330322



The symbols are produced in UV-resistant plastic and have a transparent base. The symbols are shaped to simplify attachment. The symbol sheets are packed with the goods but not applied before shipping.



Dimensions: Width x Height x Depth. **Frame:** Powder-coated steel. **Lid:** Stainless steel plate

Legs: Lacquered wooden legs in oak for indoor use, powder-coated stainless steel legs for indoor and outdoor use and concrete base for outdoor use.

Hightower and Popsicle Recycling

Hightower are part of a new range of waste bins designed by Jangir Maddadi. The frame is made of galvanized sheet steel that can be lacquered in our standard colours or any RAL colour. Popsicle holds 57L, adapted for waste bags 85-125L and Hightower holds 125L and is adapted for 85-140L waste bags.

There are inlets on both the front and back. Hightower is suitable for both indoor and outdoor use. If placed outdoors, we recommend Popsicle/Hightower with a lid for bird protection.

There are 3 different versions of leg stands for Popsicle, depending on how and where you want to place it. Legs for Hightower are available in 3 different versions, oak legs, stainless steel legs where both have adjustable feet and then a concrete base with 4 stainless steel legs.

The wooden legs are only suitable for indoor use but the other options work well outdoors. Naturally it is stainless steel for outdoor use and Swedish steel plate for indoor use, there are also different options for anchoring Popsicle to the foundation.

Sustainability and materials

- The frame in powder-coated galvanized steel sheet is manufactured in Sweden and consists of 20% recycled material.
- The steel sheet is 100% recyclable.
- The powder coating of the frame is a good environmental choice as no solvents are required.



Hightower and Popsicle in RAL 7032 Warm Grey



Dimensions: Width x Height x Depth. **Frame:** Powder-coated steel. **Lid:** Stainless steel plate

Legs: Lacquered wooden legs in oak for indoor use, powder-coated stainless steel legs for indoor and outdoor use and concrete base for outdoor use.



Hightower with lid Wine red RAL 3005 / Popsicle without lid Old pink RAL 3014



Popsicle in Brilliant Blue RAL 5023 | Hightower without lid in Pearl White RAL 1013



Hightower in Antracit RAL 7016 and in Brilliant Blue RAL 5023



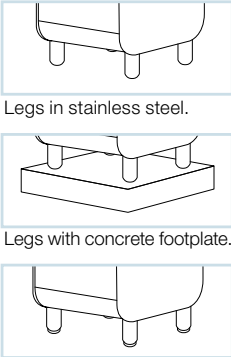
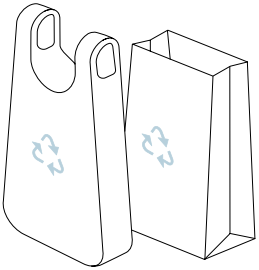


Hightower in Olive RAL 6013 | Popsicle in Saffron RAL 1017

Dimensions: Width x Height x Depth. **Frame:** Powder-coated steel. **Lid:** Stainless steel plate

Legs: Lacquered wooden legs in oak for indoor use, powder-coated stainless steel legs for indoor and outdoor use and concrete base for outdoor use.

How to order Hightower:

<p>1.</p>  <p>With lid Without lid</p>	<p>2.</p>  <p>WASTE PLASTIC BOTTLES CANS BOTTLES CANS CANS</p> <p>CANS METAL ORGANIC PAPER CUPS</p> <p>PAPER CLEAR GLASS COLOURED GLASS</p>	<p>3.</p>  <p>Legs in stainless steel.</p> <p>Legs with concrete footplate.</p> <p>Legs in solid oak.</p>	<p>4.</p>  <p>Hightower holds 125L, adapted for garbage bag 85–125L.</p>
<p>Choose unit & colour (with or without lid).</p>	<p>Choose a symbol.</p>	<p>Choose legs or concrete base</p>	<p>Choose the type of gar- bage bag you want to use.</p>

Hightower

Powder coated galvanised steel sheet, incl. lock with lock key.
Total height with legs 1142 mm, with concrete footplate 1243 mm.
Volume: 125L

Colour	Dimensions	Art no.
PRICE CATEGORY 1		
RAL 9010 White	360x1113x501	390103
RAL 7032 Warm Grey	360x1113x501	390106
RAL 7016 Anthracite	360x1113x501	390104

PRICE CATEGORY 2

RAL 5023 Brilliant blue	360x1113x501	390111
RAL 1013 Pearl white	360x1113x501	390105
RAL 6013 Olive	360x1113x501	390107
RAL 6020 Forest green	360x1113x501	390101
RAL 8014 Chocolate	360x1113x501	390108
RAL 1017 Saffron	360x1113x501	390110
RAL 3014 Old pink	360x1113x501	390109
RAL 3005 Wine red	360x1113x501	390102

Any RAL colour at additional cost, contact TreCe.

Hightower with lid

Powder coated galvanised steel sheet, incl. lock with lock key.
Total height with legs 1142 mm, with concrete footplate 1243 mm.
Volume: 125L

Colour	Dimensions	Art no.
PRICE CATEGORY 1		
RAL 9010 White	360x1113x501	390203
RAL 7032 Warm Grey	360x1113x501	390206
RAL 7016 Anthracite	360x1113x501	390204

PRICE CATEGORY 2

RAL 5023 Brilliant blue	360x1113x501	390211
RAL 1013 Pearl white	360x1113x501	390205
RAL 6013 Olive	360x1113x501	390207
RAL 6020 Forest green	360x1113x501	390201
RAL 8014 Chocolate	360x1113x501	390208
RAL 1017 Saffron	360x1113x501	390210
RAL 3014 Old pink	360x1113x501	390209
RAL 3005 Wine red	360x1113x501	390202

Hightower Colours

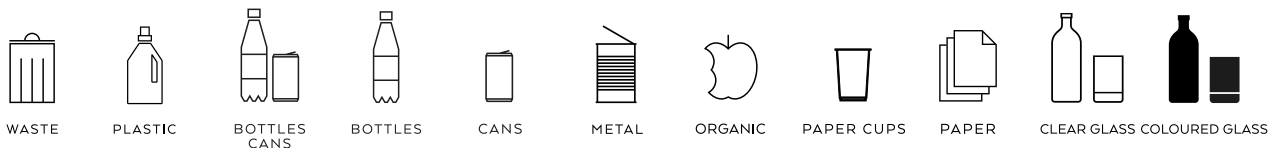


White Warm Grey Anthracite Brilliant blue Pearl white Olive Forest green Chocolate Saffron Old pink Wine red

Dimensions: Width x Height x Depth. **Frame:** Powder-coated steel. **Lid:** Stainless steel plate.

Legs: Powder coated steel sheet for indoor use or stainless steel sheet with or without concrete base for outdoor use.


Hightower Symbol, white or anthracite, 1 pair (back + front)




Colour **Art no.**

Colour	Art no.	Art no.	Art no.	Art no.	Art no.	Art no.	Art no.	Art no.	Art no.	Art no.	Art no.
White	380601	380602	380603	380604	380605	380606	380607	380608	380609	380610	380611
Anthracite	380701	380702	380703	380704	380705	380706	380707	380708	380709	380710	380711

The symbols can withstand outdoor conditions, made of UV-resistant plastic with an adhesive that can withstand 50° C to +90° C. Contact TreCe if you would like other symbols or text in a different language.



Legs in stainless steel in the same color as the base



Clear lacquered solid oak legs.



Stainless steel lacquered legs with concrete base for outdoors- and indoor use.

Hightower legs Legs with adjustable feet in powder coated stainless steel, indoor and outdoor

Colour	Dimensions	Art no.
PRICE CATEGORY 1		
RAL 9010 White	H: 70, Ø: 32	390303
RAL 7032 Warm Grey	H: 70, Ø: 32	390306
RAL 7016 Anthracite	H: 70, Ø: 32	390304
PRICE CATEGORY 2		
RAL 5023 Brilliant blue	H: 70, Ø: 32	390311
RAL 1013 Pearl white	H: 70, Ø: 32	390305
RAL 6013 Olive	H: 70, Ø: 32	390307
RAL 6020 Forest green	H: 70, Ø: 32	390301
RAL 8014 Chocolate	H: 70, Ø: 32	390308
RAL 1017 Saffron	H: 70, Ø: 32	390310
RAL 3014 Old pink	H: 70, Ø: 32	390309
RAL 3005 Wine red	H: 70, Ø: 32	390302

Accessories:

Product	Art no.
Triangular key	380810



Hightower wooden legs Lacquered legs in oak with adjustable feet, indoor

Colour	Dimensions	Art no.
Lacquered oak	H: 70, Ø: 38	390501

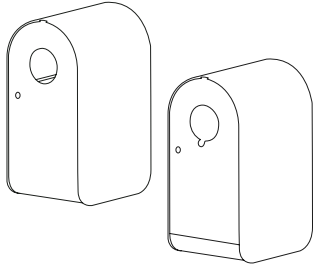

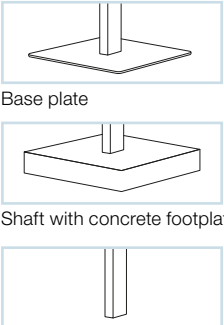
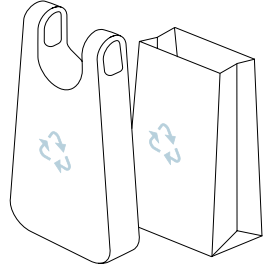
Hightower outdoor stand Stainless steel lacquered legs with concrete base, outdoor use

Colour	Dimensions	Art no.
PRICE CATEGORY 1		
RAL 9010 White	410x132x430	390403
RAL 7032 Warm Grey	410x132x430	390406
RAL 7016 Anthracite	410x132x430	390404
PRICE CATEGORY 2		
RAL 5023 Brilliant blue	410x132x430	390411
RAL 1013 Pearl white	410x132x430	390405
RAL 6013 Olive	410x132x430	390407
RAL 6020 Forest green	410x132x430	390401
RAL 8014 Chocolate	410x132x430	390408
RAL 1017 Saffron	410x132x430	390410
RAL 3014 Old pink	410x132x430	390409
RAL 3005 Wine red	410x132x430	390402

Dimensions: Width x Height x Depth. **Frame:** Powder-coated steel. **Lid:** Stainless steel plate.

Legs: Powder coated steel sheet for indoor use or stainless steel sheet with or without concrete base for outdoor use.

How to order Popsicle:

<p>1.</p>  <p>With lid Without lid</p>	<p>2.</p>  <p>WASTE PLASTIC BOTTLES CANS BOTTLES</p> <p>CANS METAL ORGANIC PAPER CUPS</p> <p>PAPER CLEAR GLASS COLOURED GLASS</p>	<p>3.</p>  <p>Base plate</p> <p>Shaft with concrete footplate</p> <p>Shaft in stainless steel leg</p>	<p>4.</p>  <p>Suitable for garbage bags 85-125L.</p>
<p>Choose unit & colour (with or without lid).</p>	<p>Choose a symbol.</p>	<p>Choose shaft or concrete base.</p>	<p>Choose the type of trash bag you want to use.</p>

Popsicle

Powder coated galvanised steel sheet, incl. lock with lock key.
Total height with base 1044 mm, with concrete footplate
1145 mm. Volume: 57L

Colour	Dimensions	Art no.
PRICE CATEGORY 1		
RAL 9010 White	359x733x477	380110
RAL 7032 Warm Grey	359x733x477	380114
RAL 7016 Anthracite	359x733x477	380111

PRICE CATEGORY 2		
RAL 5023 Brilliant blue	359x733x477	380119
RAL 1013 Pearl white	359x733x477	380113
RAL 6013 Olive	359x733x477	380115
RAL 6020 Forest green	359x733x477	380102
RAL 8014 Chocolate	359x733x477	380116
RAL 1017 Saffron	359x733x477	380118
RAL 3014 Old pink	359x733x477	380117
RAL 3005 Wine red	359x733x477	380106

Any RAL colour at additional cost, contact TreCe.

Popsicle with lid

Powder coated galvanised steel sheet, incl. lock with lock key.
Total height with base 1044 mm, with concrete footplate
1145 mm. Volume: 57L

Colour	Dimensions	Art no.
PRICE CATEGORY 1		
RAL 9010 White	359x733x477	380210
RAL 7032 Warm Grey	359x733x477	380214
RAL 7016 Anthracite	359x733x477	380211

PRICE CATEGORY 2		
RAL 5023 Brilliant blue	359x733x477	380219
RAL 1013 Pearl white	359x733x477	380213
RAL 6013 Olive	359x733x477	380215
RAL 6020 Forest green	359x733x477	380202
RAL 8014 Chocolate	359x733x477	380216
RAL 1017 Saffron	359x733x477	380218
RAL 3014 Old pink	359x733x477	380217
RAL 3005 Wine red	359x733x477	380206

Popsicle Colours



Popsicle Shaft 1

Footplate and shaft in powder-coated steel plate, indoor use.

Colour	Dimensions	Art no.
PRICE CATEGORY 1		
RAL 9010 White	350x311x430	380310
RAL 7032 Warm Grey	350x311x430	380314
RAL 7016 Anthracite	350x311x430	380311

PRICE CATEGORY 2		
RAL 5023 Brilliant blue	350x311x430	380319
RAL 1013 Pearl white	350x311x430	380313
RAL 6013 Olive	350x311x430	380315
RAL 6020 Forest green	350x311x430	380302
RAL 8014 Chocolate	350x311x430	380316
RAL 1017 Saffron	350x311x430	380318
RAL 3014 Old pink	350x311x430	380317
RAL 3005 Wine red	350x311x430	380306

Any RAL colour at additional cost, contact TreCe.



Popsicle Shaft 1 with footplate for interior use.

Popsicle shaft 2 with concrete foot for outdoor and outdoor use.

Popsicle with shaft in powder-coated stainless steel cast into the ground.

Popsicle Shaft 3

Stainless steel shaft, outdoor use

Stainless steel shaft is cast into concrete with rebar, outdoor use. The shaft goes down 444 mm below ground, 311 mm above ground.

Colour	Dimensions	Art no.
PRICE CATEGORY 1		
RAL 9010 White	300x605x300	380510
RAL 7032 Warm Grey	300x605x300	380514
RAL 7016 Anthracite	300x605x300	380511

PRICE CATEGORY 2		
RAL 5023 Brilliant blue	300x605x300	380519
RAL 1013 Pearl white	300x605x300	380513
RAL 6013 Olive	300x605x300	380515
RAL 6020 Forest green	300x605x300	380502
RAL 8014 Chocolate	300x605x300	380516
RAL 1017 Saffron	300x605x300	380518
RAL 3014 Old pink	300x605x300	380517
RAL 3005 Wine red	300x605x300	380506

Any RAL colour at additional cost, contact TreCe.

Popsicle Shaft 2

Concrete foot, shaft in stainless steel, outdoor use

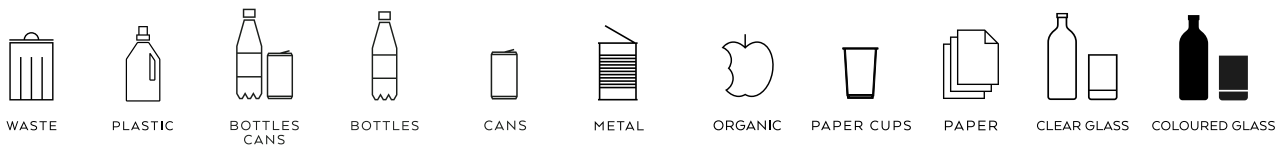
Färg	Mått	Art nr
Rostfri	409x311x429	380401

Accessories:

Product	Art no.
Triangular key	380810



Popsicle Symbol, white or anthracite, 1 pair (back + front)



Colour	Art no.										
White	380601	380602	380603	380604	380605	380606	380607	380608	380609	380610	380611
Anthracite	380701	380702	380703	380704	380705	380706	380707	380708	380709	380710	380711

The symbols can withstand outdoor climate. They are made of UV-resistant plastic with an adhesive that can endure -50 ° C to + 90 ° C. Contact TreCe if you want other symbols or text in other languages.

Frame: Powder-coated steel plate. **Lid:** Powder-coated Aluminium.
Shaft, wall mount and footplate: Powder-coated steel plate.

Birdie

Recycling

Flexible recycling piece made of resistant Swedish steel. Available in 11 standard colours and delivered with specially designed symbols for easy sorting. Birdie is made in two sizes and holds 43 L (Birdie 500) and 63 L (Birdie 750). Both have soft closing lids and inlets in stable quality plastic. Birdie is available as floor standing and wall mounted, with matching wall brackets.

Birdie has received many international awards thanks to its unique shape and good design.

Sustainability & Material

Frame in powder coated steel made in Sweden, consists of 20% recycled materials. The steel is 100% recyclable. The powder coating is a good environmental choice as no solvents are used. The lid inlet is in plastic and marked according to ISO 11469 for recycling. It can easily be removed for cleaning and is dishwasher safe. The lid in the closed position prevents odor and works in an upright position as a splash protection. Birdie's thought through design makes it easy to empty.



Lid inlet in plastic.



Wine red RAL 3005 Old pink RAL 3014 Pearl white RAL 1013



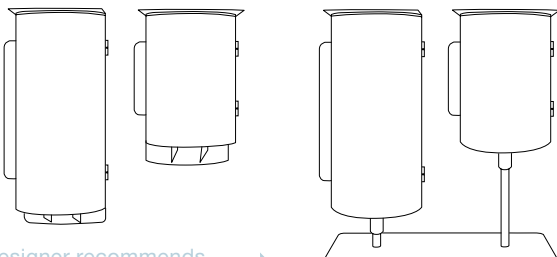

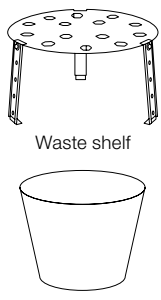
Wall mounted Birdie. Anthracite RAL 7016



Anthracite RAL 7016 Old pink RAL 3014 Olive RAL 6013

Frame: Powder-coated steel plate. **Lid:** Powder-coated Aluminium.
Shaft, wall mount and footplate: Powder-coated steel plate.

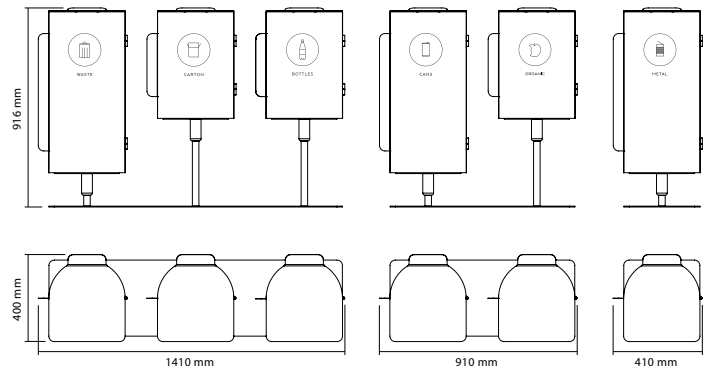
How to order your Birdie:

<p>1.</p>  <p>The designer recommends →</p> <p>In setups that combine both Birdie 700 and 500. Birdie 700 should be on the far left and the footplate should be the same colour.</p>	<p>2.</p> 	<p>3.</p>  <p>Waste shelf</p> <p>Moisture protection</p>
<p>Choose frame 500 (43L) / 750 (63L): Birdie Floor or Birdie Wall. Birdie Floor must be ordered with footplate 1, 2 or 3.</p>	<p>Choose symbol. Ø150 mm, white or anthracite.</p>	<p>Choose accessories: Triangular key, waste shelf or moisture protection, m.m.</p>

Birdie Floor, 500 (43 litres) and 750 (63 litres), incl. shaft

Colour	Birdie 500	Birdie 750
PRICE CATEGORY 1		
RAL 9010 White	350107	350207
RAL 7032 Warm Grey	350118	350218
RAL 7016 Anthracite	350108	350208
PRICE CATEGORY 2		
RAL 5023 Brilliant blue	350123	350223
RAL 1013 Pearl white	350117	350217
RAL 6013 Olive	350119	350219
RAL 6020 Forest green	350110	350209
RAL 8014 Chocolate	350120	350220
RAL 1017 Saffron	350122	350222
RAL 3014 Old pink	350121	350221
RAL 3005 Wine red	350114	350214

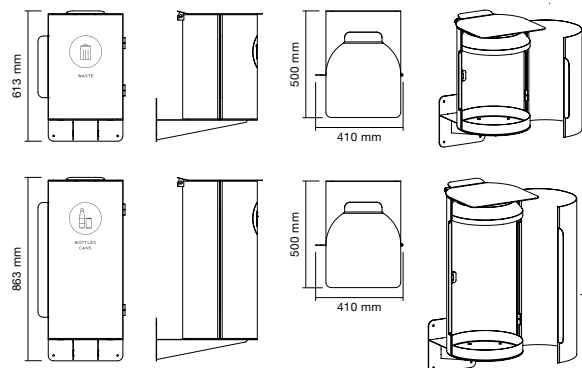
Any RAL colour at additional cost, contact TreCe.



Birdie Wall, 500 (43 litres) and 750 (63 litres) incl. wall mount

Colour	Birdie 500	Birdie 750
PRICE CATEGORY 1		
RAL 9010 White	351307	351407
RAL 7032 Warm Grey	351317	351418
RAL 7016 Anthracite	351308	351408
PRICE CATEGORY 2		
RAL 5023 Brilliant blue	351323	351423
RAL 1013 Pearl white	351317	351417
RAL 6013 Olive	351319	351419
RAL 6020 Forest green	351309	351409
RAL 8014 Chocolate	351320	351420
RAL 1017 Saffron	351322	351422
RAL 3014 Old pink	351321	351421
RAL 3005 Wine red	351314	351414

Any RAL colour at additional cost, contact TreCe.



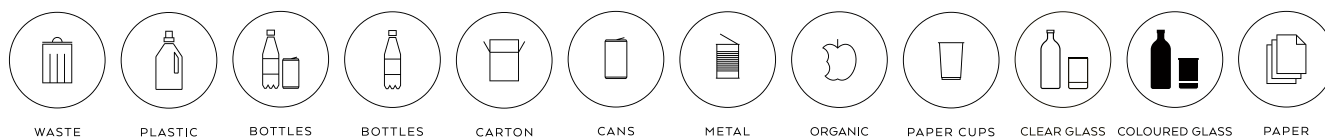
Suitable waste bags for Birdie:
 Birdie 750, 63L: 85–125L
 Birdie 500, 43L: 35–70L

Frame: Powder-coated steel plate. **Lid:** Powder-coated Aluminium.
Shaft, wall mount and footplate: Powder-coated steel plate.

Birdie Colours



Birdie Symbol Ø 150 mm, white or anthracite



Colour Art no.

Colour	Art no.	Art no.	Art no.	Art no.	Art no.	Art no.	Art no.	Art no.	Art no.	Art no.	Art no.	Art no.
White	355001	355002	355003	355004	355005	355006	355007	355012	355009	355013	355014	355011
Anthracite	355101	355102	355103	355104	355105	355106	355107	355112	355109	355113	355114	355111

Contact TreCe if you want other symbols or text in other languages.

Birdie Footplate 1, 2 and 3

Colour	Footpl. 1	Footpl. 2	Footpl. 3
PRICE CATEGORY 1			
RAL 9010 White	353007	353107	353207
RAL 7032 Warm Grey	353018	353118	353218
RAL 7016 Anthracite	353008	353108	353208

PRICE CATEGORY 2

RAL 5023 Brilliant blue	353023	353123	353223
RAL 1013 Pearl white	353017	353117	353217
RAL 6013 Olive	353019	353119	353219
RAL 6020 Forest green	353010	353110	353210
RAL 8014 Chocolate	353020	353120	353220
RAL 1017 Saffron	353022	353122	353222
RAL 3014 Old pink	353021	353121	353221
RAL 3005 Wine red	353014	353114	353214

Any RAL colour at additional cost, contact TreCe.



Waste shelf round, adjustable height 150-270 mm.



Birdie Moisture Protection Bottom, fits both Birdie 500 and 750. Can be placed with or without the waste shelf.

Accessories

Name	Colour	Art no.
Birdie plastic bag 85L	85 litres, 25 pcs	Transparent 345201
Birdie moisture protection	Ø 300, H 220	Transparent 350001
Organic waste shelf, standing H 150-270 mm	Ø 265, H 150	Anthracite 350002



The lid can be easily removed for cleaning and is dishwasher safe. The lid in the closed position prevents odours and provides splash protection in the open position.

Birdie's clever design makes it easy to empty.



Size: Width x Height (incl. wheels) x Depth.

Cloud Recycling

Cloud is a mobile recycling unit designed to fit into a modern work environment where flexibility and aesthetics are two key factors. A simple and classy design with the characteristic rounded corners and the bold wheels that invite you to move Cloud around. With inlets from both sides, Cloud can be placed against a wall or in the middle of a room.

The frame is available in both laminate and lacquered MDF. Doors and backs in powder-coated steel. Cloud is delivered with pull-out bag holders designed for 85-125 litres bags. Cloud is equipped with doors for easy emptying. Doors and backs are equipped with specially designed recycling symbols, and with the possibility to choose colour and labelling, Cloud can be adapted to different types of environments and needs. White pull-out bag holders are included in the frame. Load capacity per wheel: 80 kg.

Black wheels with rubber surface, height: 100 mm. Two of the wheels have a brake. Inlet from two directions, front (door) and rear (back). Fitted lip on the inside of doors lead waste into the bag. Back is fixed.

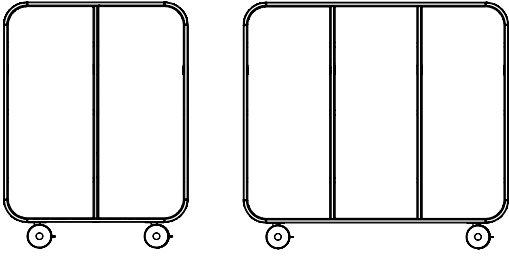
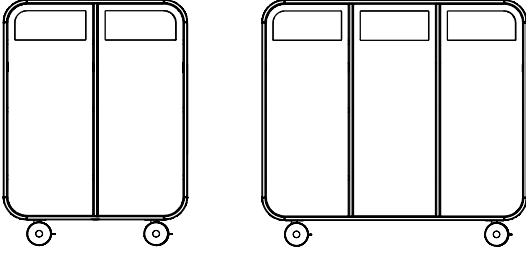

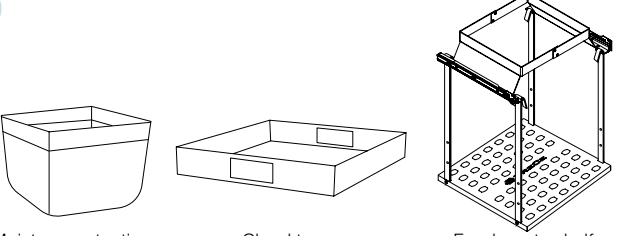
Sustainability & Materials

- The frame in MDF comes from a traceable forestry, meets the requirements for E1 formaldehyde and CARB2.
- The frame is painted with water-based lacquer.
- Doors in powder-coated sheet steel are manufactured in Sweden and consist of 20 percent recycled material.
- The steel plate is 100 percent recyclable.
- Powder coating is a good environmental choice as no solvents are required.



Size: Width x Height (incl. wheels) x Depth.

This is how you order your Cloud:

<p>1.</p>  <p>Cloud Frame 2 Cloud Frame 3</p>	<p>2.</p>  <p>Cloud Frame 2 Cloud Frame 3</p>
<p>Choose the frame (laminate or lacquered MDF). Cloud 2 787x1090x500 Cloud 3 1172x1090x500 Cloud holds 70L adapted for garbage bag 85-125L Rubber mats included</p>	<p>Choose doors (backs are included) Cloud 2 1. left & 1. right door Cloud 3 1. left, 1. middle & 1. right door.</p>
<p>3.</p>  <p>WASTE PLASTIC BOTTLES CANS BOTTLES CARTON CLEAR GLASS COLOURED GLASS METAL PAPER ORGANIC</p>	<p>4.</p>  <p>Moisture protection Cloud tray Food waste shelf</p>
<p>Choose 2. alt. 3. symbols (same symbol selected for the door is also mounted on the opposite side (back).</p>	<p>Choose accessories: Moisture protection (more sizes available), tray or food waste shelf. Food waste shelf, adapted for garbage bag 45L</p>

Cloud Frame – MFC laminate
 Thickness 16 mm, rubber mats included.

Name	Pearl white(U15331)	Anthracite (U12011)
Cloud 2 Frame laminate	485403	485402
Cloud 3 Frame laminate	485303	485302

Cloud 3 has an extra wheel, 5 in total.

Cloud Frame – Raw, clear coat lacquered
 Thickness 16 mm, rubber mats included.

Name	Raw (MDF)
Cloud 2 Frame Raw	485213
Cloud 3 Frame Raw	485113

Cloud 3 has an extra wheel, 5 in total.

Cloud Frame – lacquered MDF
 Thickness 16 mm, rubber mats included.

Name	NCS S0502-Y White	NCS RAL 7032 Warm grey	NCS RAL 7016 Anthracite	NCS RAL 5023 Brilliant blue	NCS RAL 1013 Pearl white	NCS RAL 6013 Olive	NCS RAL 6020 Forest green	NCS RAL 8014 Chocolate	NCS RAL 1017 Saffron	NCS RAL 3014 Old pink	NCS RAL 3005 Wine red
Cloud 2 Frame	485203	485215	485204	485220	485214	485216	485206	485217	485219	485218	485210
Cloud 3 Frame	485103	485115	485104	485120	485114	485116	485106	485117	485119	485118	485110

Cloud 3 has an extra wheel, 5 in total.

Cloud Doors – powder-coated steel
 Thickness 3 mm (back included)

Name	RAL 9010 White	RAL 7032 Warm grey	RAL 7016 Anthracite	RAL 5023 Brilliant blue	RAL 1013 Pearl white	RAL 6013 Olive	RAL 6020 Forest green	RAL 8014 Chocolate	RAL 1017 Saffron	RAL 3014 Old pink	RAL 3005 Wine red
Cloud Door left	481001	481015	481003	481020	481014	481016	481007	481017	481019	481018	481011
Cloud Door middle	481101	481115	481103	481120	481114	481116	481108	481117	481119	481118	481111
Cloud Door right	481201	481215	481203	481220	481214	481216	481208	481217	481219	481218	481211

Any RAL colour at an additional cost. Contact TreCe

Size: Width x Height (incl. wheels) x Depth.



Cloud Colours Frames MFC laminate + Raw



Pearl white (U15331)



Anthracite (U12011)



Raw (MDF)

Cloud Colours Frames NCS + RAL



White



Warm Grey



Anthracite



Brilliant blue



Pearl white



Olive



Forest green



Chocolate



Saffron



Old pink



Wine red

Cloud Symbol 1 pair (back + front)



WASTE



PLASTIC



BOTTLES CANS



BOTTLES



CARTON



CLEAR GLASS



COLOURED GLASS



METAL



PAPER



ORGANIC

Colour

White	482001	482002	482003	482004	482005	482010	482011	482006	482008	482009
Anthracite	482101	482102	482103	482104	482105	482110	482111	482106	482108	482109

Contact TreCe if you want other symbols or text in other languages.

Cloud Tray

Rubber mats included.

Colour	Art no.
RAL 9010 White	481401
RAL 7032 Warm grey	481415
RAL 7016 Anthracite	481403
RAL 5023 Brilliant Blue	481420
RAL 1013 Pearl white	481414
RAL 6013 Olive	481416
RAL 6020 Forest Green	481408
RAL 8014 Chocolate	481417
RAL 1017 Saffron	481419
RAL 3014 Old Pink	481418
RAL 3005 Wine red	481411

**Accessories**

Name	Size	Colour	Art no.
Cloud plastic bags	85 litres, 25 pcs	Transparent	483001
Cloud moisture protection, square (<i>placed at the bottom</i>)	380x300x380	Transparent	483002
Cloud moisture protection, square (<i>Adapted to holder food waste</i>)	320x300x320	Transparent	481306
Cloud rubber mat (<i>only for additions. Included in Cloud frame</i>)	360x500x405	Black	483003
Cloud add-on bag holder food waste		White	481305



Moisture protection, square.



Rubber mat



Cloud tray



Bag holder food waste, adjustable in height 338-448 mm. Adapted for recycling bag 45L.



Moisture protection, square.

Frame: Powder-coated steel plate.

Lid: Vacuum-foiled MDF with screen print.

Kite

Recycling

A modulated recycling unit designed by Annica Doms. Awarded the Red Dot Design Award for its innovative form. Designed for modularity in different configurations. Kite can be placed against the wall or as a free-standing accent in the room.

The many possible combinations challenges the imagination and inspires creativity. Lids with eight different designs with varying shapes and screen printed symbols for different types of waste. Kite is available in 11 RAL colours and Kite Raw with lids in three standard colours, white, anthracite and olive grey. Kite holds 70L, designed for standard bag of 85–125L.

Sustainability & Material

The lid's MDF meets E1 requirements for formaldehyde. MDF from certified forestry. The frame in powder-coated steel plate is manufactured in Sweden and consists of 20% of recycled material.

The steel is 100% recyclable. The powder coating of the frame is a good environmental choice as no solvents are required.



Old pink RAL 3014 Saffron RAL 1017



Mall of Scandinavia - Stockholm



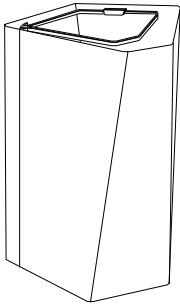
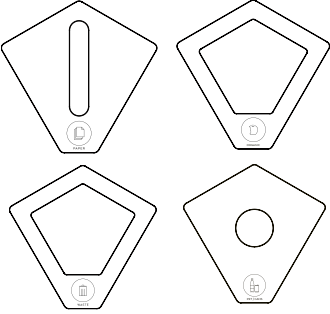
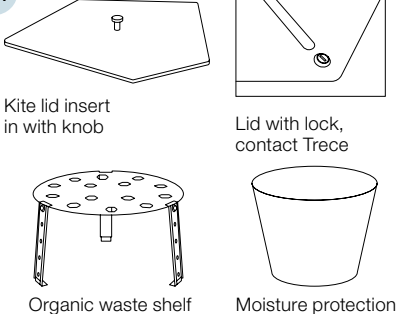
Emporia - Malmö



Deichman Bjørvika, head library - Oslo

Frame: Powder-coated steel plate.
Lid: Vacuum-foiled MDF with screen print.

How to order Kite:

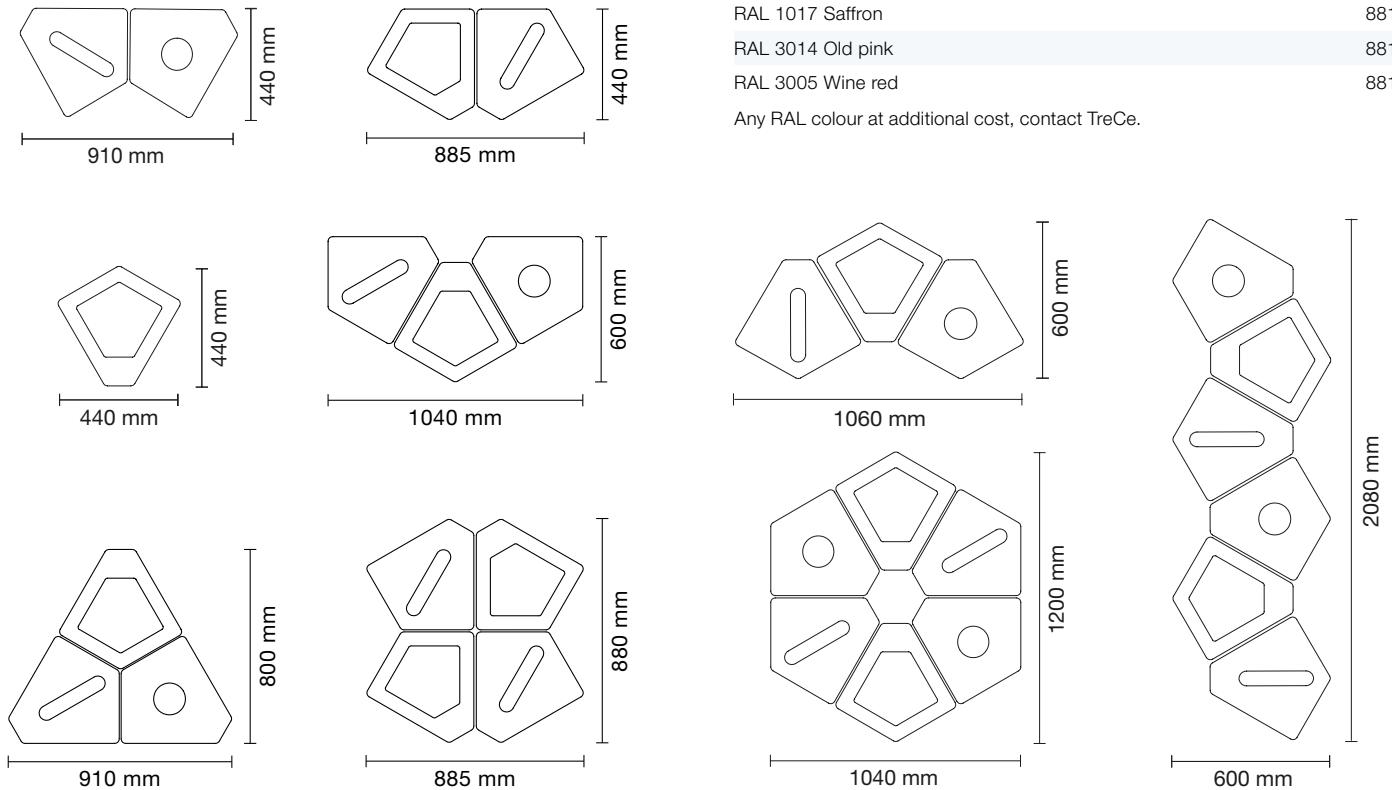
<p>1.</p> 	<p>2.</p> 	<p>3.</p> 
<p>Choose frame and colour. Kite holds 70L, designed for standard bag of 85–125 litres.</p>	<p>Choose lid and symbol. (Lid colours: Anthracite, white or olive grey)</p>	<p>Choose accessories: Lid inserts, locks, waste shelf or moisture protection.</p>

Kite Frame

Width 500 mm, Height 700 mm, Depth 492 mm

Colour	Art no.	Colour	Art no.
PRICE CATEGORY 1		PRICE CATEGORY 2	
RAL 9010 White	881097	RAL 5023 Brilliant blue	881079
RAL 7032 Warm grey	881074	RAL 1013 Pearl white	881073
RAL 7016 Anthracite	881098	RAL 6013 Olive	881075
RAW, clear powder coated steel sheet, matt gloss 5	881087	RAL 6020 Forest green	881089
		RAL 8014 Chocolate	881076
		RAL 1017 Saffron	881078
		RAL 3014 Old pink	881077
		RAL 3005 Wine red	881093

Any RAL colour at additional cost, contact TreCe.



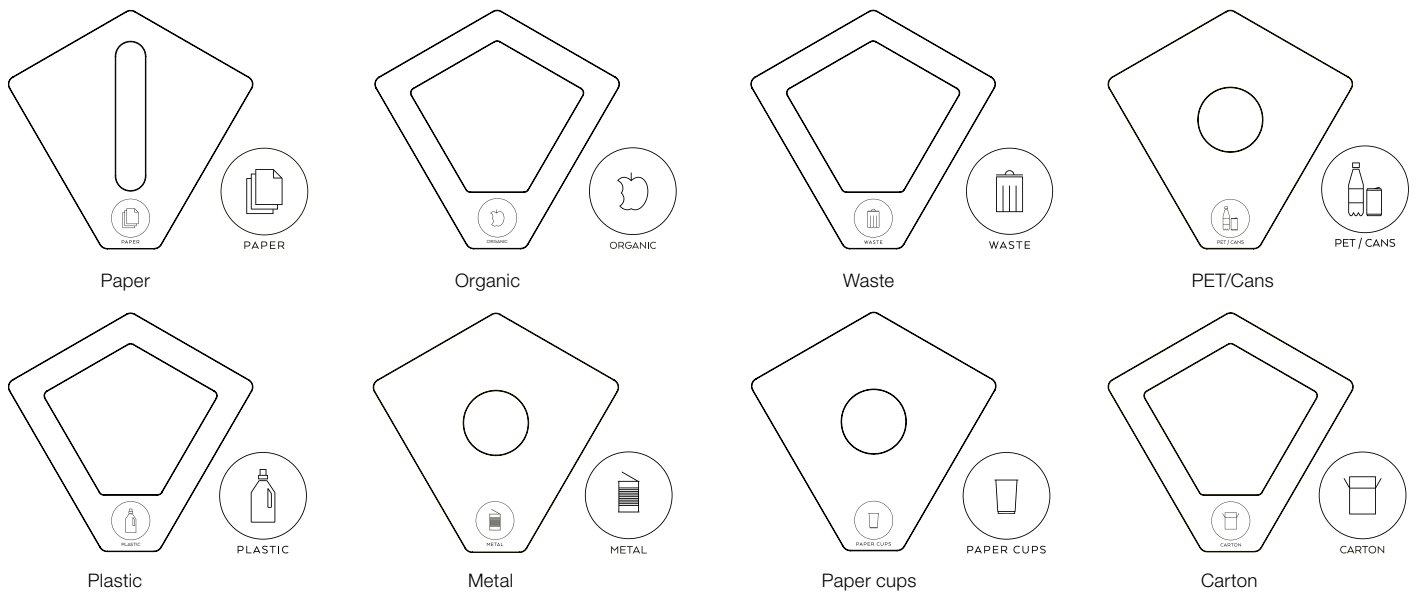
Frame: Powder-coated steel plate.

Lid: Vacuum foiled MDF in white, anthracite or olive and screen printed symbol in grey. The lids are available in eight variants with a matching hole pattern.

Kite Colours + Raw



Kite lid, anthracite, white or olive grey, vacuum foiled MDF, shape design with screen printed symbol in grey



Please note that there are shade differences between frames in olive and lids in olive grey.

Name	Fraction	Anthracite	White	Olive grey
Kite lid Paper	Office paper	882115	882111	882167
Kite lid Organic	Food waste	882116	882112	882166
Kite lid Waste	Residual waste or combustible	882117	882113	882165
Kite lid PET/Cans	Plastic bottles and aluminum cans	882118	882114	882164
Kite lid Plastic	Plastic packaging	882148	882147	882161
Kite lid Metal	Cans	882150	882149	882160
Kite lid Paper cups	Paper cups	882142	882141	882163
Kite lid Carton	Packaging in cardboard	882145	882144	882162

Frame: Powder-coated steel plate.

Lid: Vacuum-foiled MDF with screen print.

Accessories

Benämning	White F2255 Anthracite F2297 Olive grey F5343		
	/White knob	/Black knob	/Black knob
Kite lids insert with knob	881186	881187	881188

Kite lid insert in compact laminate, resists moisture and heat, which prevents bad odors. Available in white, anthracite or olive grey. Fits Kite lid: Plastic, Waste and Organic

Name		Colour	Art no.
Kite plastic bags	85 litres, 25 pcs	Transparent	345201
Kite moisture protection	Ø 450 H 350	Transparent	881180
Organic waste shelf, standing H 150-270 mm	Ø 265 H 150	Anthracite	350002



Organic waste shelf with adjustable height, standing H 150-270 mm.



Kite available with lock, contact TreCe.



Please note that there are shade differences between lids in olive grey and lid insert with knob.

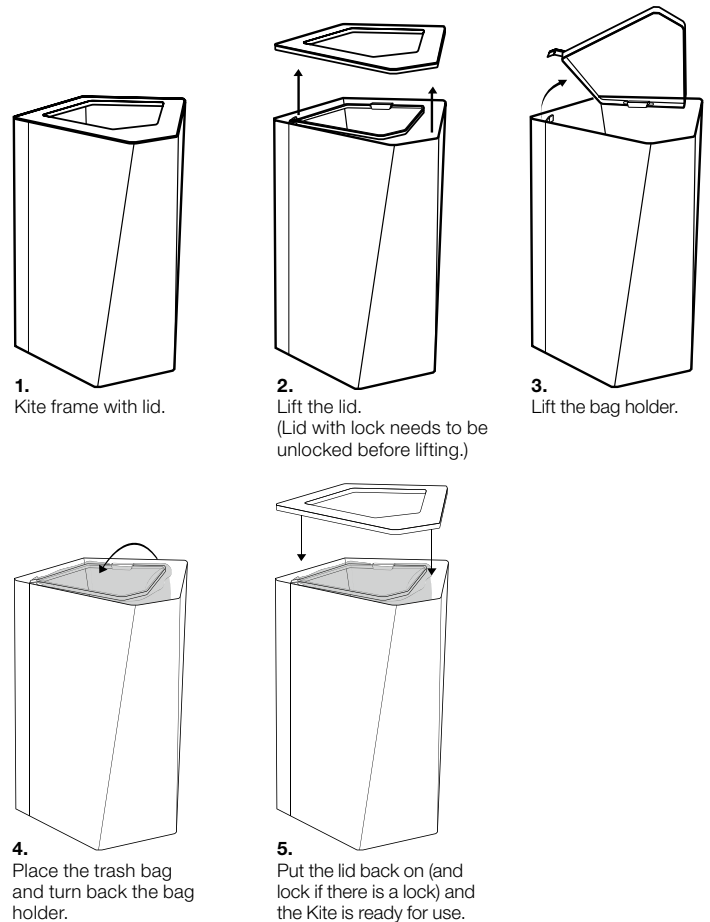


Kite moisture protection base for easy cleaning. Recommended for wet fractions like waste, organics and PET/cans.



Kite lid insert in compact laminate F1040, white knob.

Kite How to use



Frame: Powder-coated steel plate.
Lid: Vacuum-foiled MDF with screen print.

Kite mini

Recycling

Kite mini is intended for smaller spaces like under desks, hotel rooms or smaller conference rooms. There is also a wall mount for Kite mini, which means that it can be placed on the wall. As single or in pairs to free floor space. Kite mini is available in 11 RAL colours. Lids in colour white, anthracite or olive grey with 6 different screen printed symbols for recycling. Kite mini holds 10 litres.

Sustainability & Material

The lid's MDF meets E1 requirements for formaldehyde. MDF from certified forestry. The frame in powder-coated steel plate is manufactured in Sweden and consists of 20% of recycled material. The steel is 100% recyclable. The powder coating of the frame is a good environmental choice as no solvents are required. Base in 100% recycled ABS plastic, marked for recycling according to ISO 11469. In line with our environmental strategy, Kite mini is delivered unassembled.

- No fittings
- No tools
- Easy to assemble
- Not factory fitted
- Shipping optimized

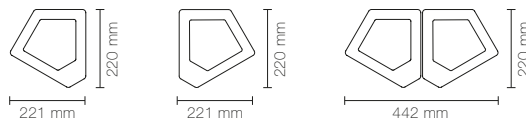


RAL 6013 Olive

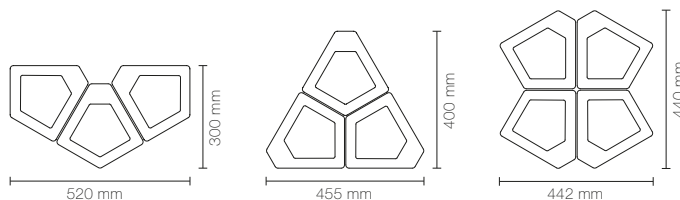
Kite mini Frame 10L

Width 250 mm, Height 355 mm, Depth 245 mm

Colour	Art no.
PRICE CATEGORY 1	
RAL 9010 White	882097
RAL 7032 Warm grey	882082
RAL 7016 Anthracite	882098
PRICE CATEGORY 2	
RAL 5023 Brilliant blue	882087
RAL 1013 Pearl white	882081
RAL 6013 Olive	882083
RAL 6020 Forest green	882089
RAL 8014 Chocolate	882084
RAL 1017 Saffron	882086
RAL 3014 Old pink	882085
RAL 3005 Wine red	882093



Kite mini with a single and duo set can also be mounted on a wall.



Kite mini Colours



White Warm Grey Anthracite Brilliant blue Pearl white Olive Forest green Chocolate Saffron Old pink Wine red

Frame: Powder-coated steel plate.
Lid: Vacuum-foiled MDF with screen print.



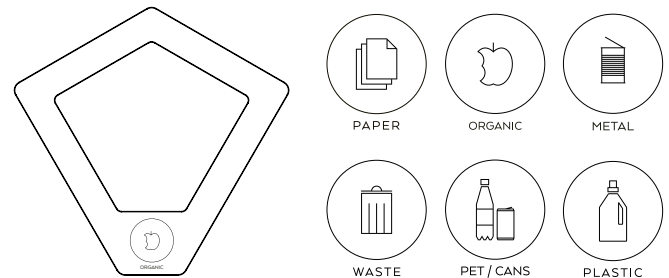
Kite mini Wall, Frame 10L, wall mounted, right or left
Width 250 mm, Height 355 mm, Depth 245 mm

Colour	Kite Mini wall right	Kite Mini wall left
PRICE CATEGORY 1		
RAL 9010 White	883097	884097
RAL 7032 Warm grey	883082	884082
RAL 7016 Anthracite	883098	884098
PRICE CATEGORY 2		
RAL 5023 Brilliant blue	883087	884087
RAL 1013 Pearl white	883081	884081
RAL 6013 Olive	883083	884083
RAL 6020 Forest green	883089	884089
RAL 8014 Chocolate	883084	884084
RAL 1017 Saffron	883086	884086
RAL 3014 Old pink	883085	884085
RAL 3005 Wine red	883093	884093

Kite mini Lid, white, anthracite or olive grey, vacuum foiled MDF, screen printed symbol

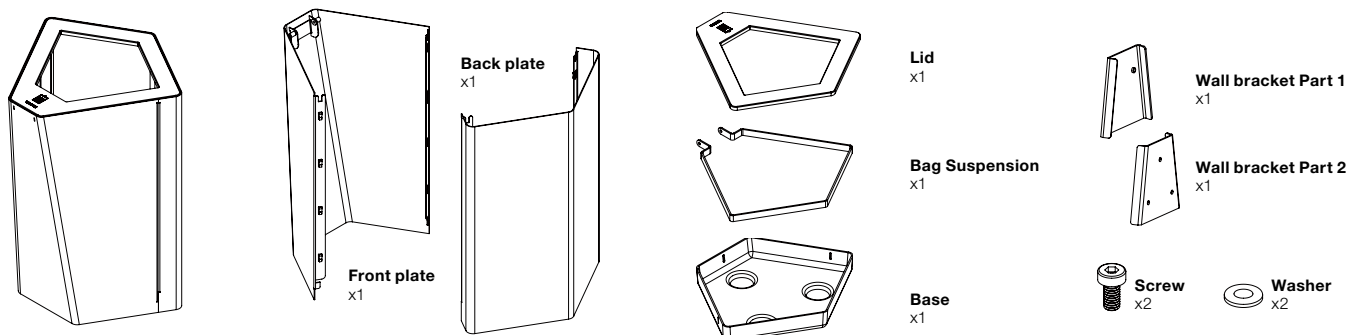
Name	Anthracite	White	Olive grey
Kite mini lid Paper	882215	882211	882221
Kite mini lid Organic	882216	882212	882222
Kite mini lid Waste	882217	882213	882223
Kite mini lid PET/Cans	882218	882214	882224
Kite mini lid Metal	882245	882244	882226
Kite mini lid Plastic	882248	882247	882227

Please note that there are shade differences between frames in olive and lids in olive grey.



Contact TreCe if you want other symbols or text in other languages.

Kite mini Assembly instruction



Kite Mini Floor: The wall brackets (part 1 and 2) are not included.

Kite Mini Wall: Wall Brackets are included. The frame is prepared with holes for installation, right or left hung.

[DOWNLOAD ASSEMBLY INSTRUCTIONS](#)

Frame: Powder-coated steel plate.

Lid: 1.5 mm powder-coated steel.

Hold Recycling

TreCe, together with Tengbom architects, have developed the recycling bin Hold. A collaboration that started with Tengbom seeing a need for a different and functional recycling bin that could meet the needs of smaller spaces. Conference rooms, hotel rooms, smaller meeting rooms, etc. TreCe was contacted and the result was Hold.

A small and functional bin available in 11 RAL colours. 7 different lids with different profiles and text for easy sorting. For Hold there is also a wall bracket to attach Hold on the wall. Adapted bag holder and containers in recycled plastic. Suitable containers are included when ordering lids. Hold holds in total 20 L.

Sustainability & Material

- Frame in powder coated steel plate made in Sweden and consists of 20% recycled materials.
- The steel plate is 100% recyclable.
- The powder coating is a good environmental choice as no solvents are used.
- Container bin in 100% recycled plastic.
- The container bins are dishwasher safe.

Hold Floor

Width 365 mm, Height 300 mm, Depth 245 mm

Colour	Art no.
PRICE CATEGORY 1	
RAL 9010 White	470103
RAL 7032 Warm grey	470114
RAL 7016 Anthracite	470104
PRICE CATEGORY 2	
RAL 5023 Brilliant blue	470119
RAL 1013 Pearl white	470113
RAL 6013 Olive	470115
RAL 6020 Forest green	470106
RAL 8014 Chocolate	470116
RAL 1017 Saffron	470118
RAL 3014 Old pink	470117
RAL 3005 Wine red	470110

Hold Colours



How to order Hold:

<p>1.</p> <p>Floor Wall</p>	<p>2.</p>
<p>Choose frame (floor or wall) and colour. (Holds approx. 20L)</p>	<p>Choose lid and colour. (There are 7 different lids to choose from. Suitable containers are included when ordering lids.)</p>

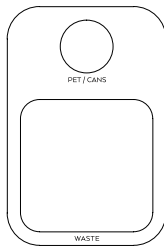
Hold Wall incl. wall mount

Width 365 mm, Height 300 mm, Depth 245 mm

Colour	Art no.
PRICE CATEGORY 1	
RAL 9010 White	470203
RAL 7032 Warm grey	470214
RAL 7016 Anthracite	470204
PRICE CATEGORY 2	
RAL 5023 Brilliant blue	470219
RAL 1013 Pearl white	470213
RAL 6013 Olive	470215
RAL 6020 Forest green	470206
RAL 8014 Chocolate	470216
RAL 1017 Saffron	470218
RAL 3014 Old pink	470217
RAL 3005 Wine red	470210

Frame: Powder-coated steel plate.
Lid: 1.5 mm powder-coated steel.

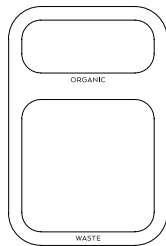
Hold Lid



**Lid 1 – PET/Cans round inlet
Waste large inlet**

Colour	Art no.
RAL 9010 White	471303
RAL 7032 Warm grey	471315
RAL 7016 Anthracite	471304
RAL 5023 Brilliant blue	471319
RAL 1013 Pearl white	471313
RAL 6013 Olive	471315
RAL 6020 Forest green	471306
RAL 8014 Chocolate	471316
RAL 1017 Saffron	471318
RAL 3014 Old pink	471317
RAL 3005 Wine red	471310

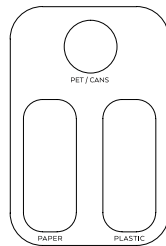
Containers included:
 1x Hold container small
 1x Hold container large



**Lid 2 – Organic small inlet Waste
large inlet**

Colour	Art no.
RAL 9010 White	471403
RAL 7032 Warm grey	471414
RAL 7016 Anthracite	471404
RAL 5023 Brilliant blue	471419
RAL 1013 Pearl white	471413
RAL 6013 Olive	471415
RAL 6020 Forest green	471406
RAL 8014 Chocolate	471416
RAL 1017 Saffron	471418
RAL 3014 Old pink	471417
RAL 3005 Wine red	471410

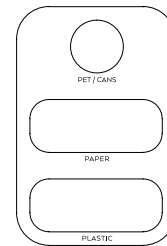
Containers included:
 1x Hold container small
 1x Hold container large



**Lid 3 – PET/Cans round inlet
Paper & Plastic small inlet**

Colour	Art no.
RAL 9010 White	471503
RAL 7032 Warm grey	471514
RAL 7016 Anthracite	471504
RAL 5023 Brilliant blue	471519
RAL 1013 Pearl white	471513
RAL 6013 Olive	471515
RAL 6020 Forest green	471506
RAL 8014 Chocolate	471516
RAL 1017 Saffron	471518
RAL 3014 Old pink	471517
RAL 3005 Wine red	471510

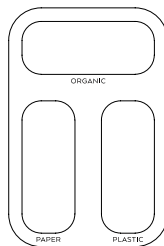
Containers included:
 3x Hold container small



**Lid 4 – PET/Cans round inlet
Paper & Plastic small inlet**

Colour	Art no.
RAL 9010 White	471603
RAL 7032 Warm grey	471614
RAL 7016 Anthracite	471604
RAL 5023 Brilliant blue	471619
RAL 1013 Pearl white	471613
RAL 6013 Olive	471615
RAL 6020 Forest green	471606
RAL 8014 Chocolate	471616
RAL 1017 Saffron	471618
RAL 3014 Old pink	471617
RAL 3005 Wine red	471610

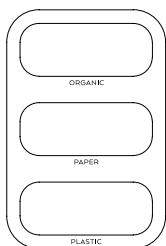
Containers included:
 3x Hold container small



**Lid 5 – Organic,
Paper & Plastic, small inlet**

Colour	Art no.
RAL 9010 White	471703
RAL 7032 Warm grey	471714
RAL 7016 Anthracite	471704
RAL 5023 Brilliant blue	471719
RAL 1013 Pearl white	471713
RAL 6013 Olive	471715
RAL 6020 Forest green	471706
RAL 8014 Chocolate	471716
RAL 1017 Saffron	471718
RAL 3014 Old pink	471717
RAL 3005 Wine red	471710


Containers included:
 3x Hold container small



**Lid 6 – Organic,
Paper & Plastic, small inlet**

Colour	Art no.
RAL 9010 White	471803
RAL 7032 Warm grey	471814
RAL 7016 Anthracite	471804
RAL 5023 Brilliant blue	471819
RAL 1013 Pearl white	471813
RAL 6013 Olive	471815
RAL 6020 Forest green	471806
RAL 8014 Chocolate	471816
RAL 1017 Saffron	471818
RAL 3014 Old pink	471817
RAL 3005 Wine red	471810

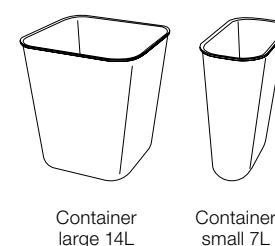
Containers included:
 3x Hold container small



**Lid 7 – No symbol
Large inlet**

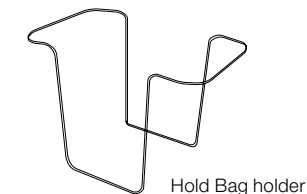
Colour	Art no.
RAL 9010 White	471903
RAL 7032 Warm grey	471914
RAL 7016 Anthracite	471904
RAL 5023 Brilliant blue	471919
RAL 1013 Pearl white	471913
RAL 6013 Olive	471915
RAL 6020 Forest green	471906
RAL 8014 Chocolate	471916
RAL 1017 Saffron	471918
RAL 3014 Old pink	471917
RAL 3005 Wine red	471910

Containers included:
 1x Hold bag holder



Accessories - Containers and bag holder are included but available as accessories.

Name	Art no.
Hold container small (7L)	471001
Hold container large (14L)	471002
Hold bag holder for Lid 7*	471010



Contact TreCe if you want other symbols or text in other languages.

Frame: Powder-coated steel plate.
Lid: 1.5 mm powder-coated steel.

Hold mini

Recycling unit

Waste bin Hold mini – a baby brother to Hold

TreCe has together with Tengbom architects developed the recycling unit Hold. As part of this collaboration, Hold mini has seen the light of day.

Hold mini is reduced to a third of its big brother Hold. With only one fraction for sorting, and aims to function as a pure waste bin in conference rooms, hotel rooms, smaller meeting rooms etc. A small and functional bin with one type of inlet and a small container. Hold mini also has a wall bracket, which means that it can be placed on a wall. The bins container in 100% recycled plastic, a durable choice. Hold mini holds a total of 10L.

Sustainability and material

- Frame in powder coated steel plate made in Sweden and consists of 20% recycled materials.
- The steel plate is 100% recyclable.
- The powder coating is a good environmental choice as no solvents are used.
- Container bin in 100% recycled plastic.
- The container bin is dishwasher safe.



How to order Hold Mini:

<p>1.</p> <p>Floor Wall</p>	<p>2.</p> <p>Container 7L</p>
<p>Choose frame (floor or wall) & colour. Holds 10L.</p>	<p>Hold mini can be ordered without lid. When ordering lid, container included.</p>

Hold mini Floor

Width 250 mm, Height 300 mm, Depth 135 mm

Colour	Art no.
PRICE CATEGORY 1	
RAL 9010 White	472003
RAL 7032 Warm grey	472014
RAL 7016 Anthracite	472004
PRICE CATEGORY 2	
RAL 5023 Brilliant blue	472019
RAL 1013 Pearl white	472013
RAL 6013 Olive	472015
RAL 6020 Forest green	472006
RAL 8014 Chocolate	472016
RAL 1017 Saffron	472018
RAL 3014 Old pink	472017
RAL 3005 Wine red	472010

Hold mini Wall incl. wall mount

Width 250 mm, Height 300 mm, Depth 135 mm

Colour	Art no.
PRICE CATEGORY 1	
RAL 9010 White	472203
RAL 7032 Warm grey	472214
RAL 7016 Anthracite	470204
PRICE CATEGORY 2	
RAL 5023 Brilliant blue	472219
RAL 1013 Pearl white	472213
RAL 6013 Olive	472215
RAL 6020 Forest green	472206
RAL 8014 Chocolate	472216
RAL 1017 Saffron	472218
RAL 3014 Old pink	472217
RAL 3005 Wine red	472210

Hold mini Colours



Frame: Powder-coated steel plate.

Lid: 1.5 mm powder-coated steel.



Old pink RAL 3014 Saffron RAL 1017

Hold mini Lid

Lid without symbol, large inlet

Colour	Art no.
PRICE CATEGORY 1	
RAL 9010 White	473903
RAL 7032 Warm grey	473914
RAL 7016 Anthracite	473904
PRICE CATEGORY 2	
RAL 5023 Brilliant blue	473919
RAL 1013 Pearl white	473913
RAL 6013 Olive	473915
RAL 6020 Forest green	473906
RAL 8014 Chocolate	473916
RAL 1017 Saffron	473918
RAL 3014 Old pink	473917
RAL 3005 Wine red	473910

Container

Name	Colour	Art no.
Hold container small	Grey	471001

Volume 10L when using a garbage bag,
7L when using Hold container small



Container included in lid.

Dimensions: Width x Height x Depth.

Bottom/Gable/Top: 22 mm lacquered MDF. **Door/Back:** 16 mm lacquered MDF.

Ridge Recycling

Ridge, with its special expression, becomes a different and expressive feature in the modern office. It gives the impression of an interior detail, not just a recycling station. Standing together Ridge creates a feeling of a city skyline. Details such as bevelled outer edges and a slight distance between the frame and top shows a feel of quality and detail.

A very stable construction that is built of 22 mm MDF and lacquered in 11 standard colours. The stainless steel ramp for easy access of a 140 litres waste bin is not only a practical detail, but also a part of the design that stands out. Ridge is also available in two heights, low and high. What distinguishes low and high is the slope of the upper frame. Both versions are easily emptied with the door's opens 135°. Ridge can be ordered with different recycling symbols depending on the purpose and waste.

- Integrated bag holder in stainless steel for sack is included in Ridge low/high Bag
- Door protection and loading ramp all in stainless steel
- Rubber mat included
- Adjustable feet
- Doors opens 135°



Anthracite NCS/RAL 7016 | Saffron NCS/RAL 1017
Pearl white RAL 1013 | Warm grey NCS/RAL 7032

Så här beställer du Ridge

<p>1.</p> <p>Ridge High Ridge Low Containers 140L</p>	<p>2.</p>	<p>3.</p> <p>WASTE PLASTIC BOTTLES CANS METAL ORGANIC BOTTLES PAPER CARTON</p>
<p>Choose frame (High or Low) and colour (choose with bag holder or container.)</p>	<p>Choose door and colour</p>	<p>Choose symbol</p>



Ridge High Ridge Low
Skogsgrön NCS/RAL 6020 Oliv NCS/RAL 6013

Ridge Frame Low (frame only, add door and symbol)

Width 600 mm, Height 1397 mm, Depth 650 mm

Name	NCS S0502-Y White	NCS RAL 7032 Warm grey	NCS RAL 7016 Anthracite	NCS RAL 5023 Brilliant blue	NCS RAL 1013 Pearl white	NCS RAL 6013 Olive	NCS RAL 6020 Forest green	NCS RAL 8014 Chocolate	NCS RAL 1017 Saffron	NCS RAL 3014 Old pink	NCS RAL 3005 Wine red
Ridge Low bag	490103	490114	490104	490119	490113	490115	490106	490116	490118	490117	490110
Ridge Low container	490123	490134	490124	490139	490133	490135	490126	490136	490138	490137	490130

Ridge Frame High (frame only, add door and symbol)

Width 600 mm, Height 1521 mm, Depth 650 mm

Name	NCS S0502-Y White	NCS RAL 7032 Warm grey	NCS RAL 7016 Anthracite	NCS RAL 5023 Brilliant blue	NCS RAL 5008 Pearl white	NCS RAL 6013 Olive	NCS RAL 6020 Forest green	NCS RAL 8014 Chocolate	NCS RAL 1017 Saffron	NCS RAL 3014 Old pink	NCS RAL 3005 Wine red
Ridge High bag	490203	490214	490204	490219	490213	490215	490206	490216	490218	490217	490210
Ridge High container	490223	490234	490224	490239	490233	490235	490226	490236	490238	490237	490230


Dimensions: Width x Height x Depth.
Bottom/Gable/Top: 22 mm lacquered MDF. **Door/Back:** 16 mm lacquered MDF.

Ridge Colours

Ramp in stainless steel.



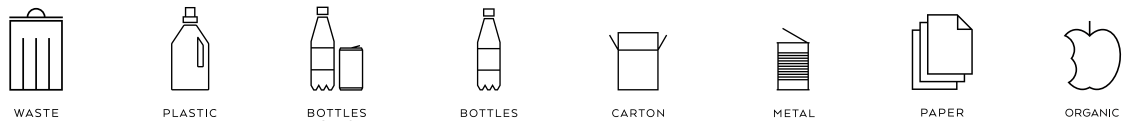
Ridge Info



Ridge Door – fits both Ridge Low and High

Name	NCS S0502-Y White	NCS S1502-G Warm Grey	NCS RAL 7016 Anthracite	NCS RAL 5023 Brilliant blue	NCS RAL 1013 Pearl white	NCS RAL 6013 Olive	NCS RAL 6020 Forest green	NCS RAL 8014 Chocolate	NCS RAL 1017 Saffron	NCS RAL 3014 Old pink	NCS RAL 3005 Wine red
Ridge door	490403	490414	490404	490419	490413	490415	490406	490416	490418	490417	490410

Ridge Symbol



Colour	WASTE	PLASTIC	BOTTLES CANS	BOTTLES	CARTON	METAL	PAPER	ORGANIC
White	490501	490502	490503	490504	490505	490506	490508	490509
Anthracite	490511	490512	490513	490514	490515	490516	490518	490519

Contact TreCe if you want other symbols or text in other languages.

Container/Bag holder

Fits Ridge low/high container

Ridge low/high bag includes an Integrated bag holder in stainless steel for sack. Ridge low/high container can be supplemented with container or bag holder on wheel.

Name	Art no.
Container 140 l	820941
Bag holder 125-160 l	820914

Dimensions: Width x Height (incl. plinth). x Depth. **Frame and front:** 16 mm. **Plinth:** 143 mm. All doors are right-hung as standard.

Space Storage

Space storage and modules provide space for personal and public storage. Flexible modules designed for personal storage in offices and in public environments. Space is easy to fit in thanks to its uniform and well-thought-out design. The well-crafted details such as doors in a comprehensive design create a seamless and stylish feeling. This is also reflected in the fact that Space is a sustainable choice as it is approved according to Möbelfakta, consists of sustainable materials, manufactured with social responsibility and quality tested at RISE.

The modules in the Space series are created to fit together, so you can let your imagination flow freely when you build your unique solution. Choose between three heights on the frame and four different heights on doors. Frames in standard white or lacquered in any NCS colour. Doors in lacquered MDF, optional NCS colour, which has a comprehensive design. There are also twelve ready-made modules to choose from. Discover the entire series within Space, which consists of storage cabinets, storage lockers, benches, seating modules, shoe shelves, drawers, wardrobes and modules with recessed electricity.

Locks and closing

We offer different types of locks and closings for doors, such as electronic RFID locks, code locks, cabinet locks, padlock fittings and push-to-open. For network-based locks, contact TreCe for individual advice.

Accessories

For Space storage lockers/units there are accessories such as removable shelves, clothes rail, mirror, hook, carpet, cork box Stuff and Office products. Integrated electricity for charging computers/mobile phones is also available as an option.

Customisation

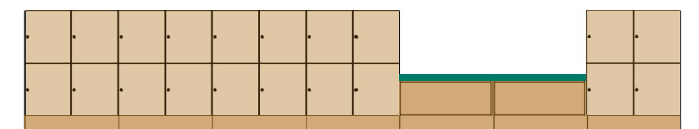

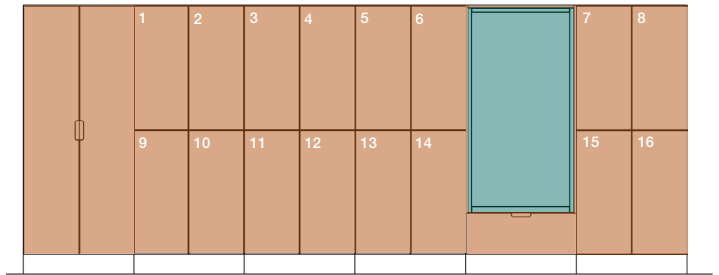
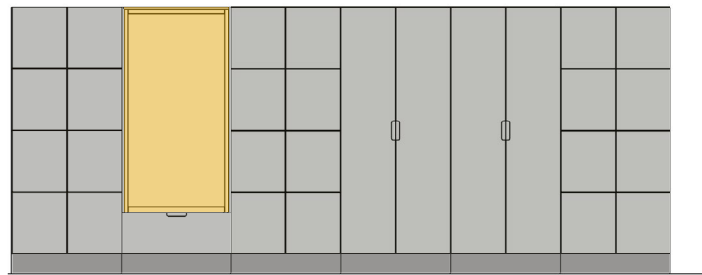
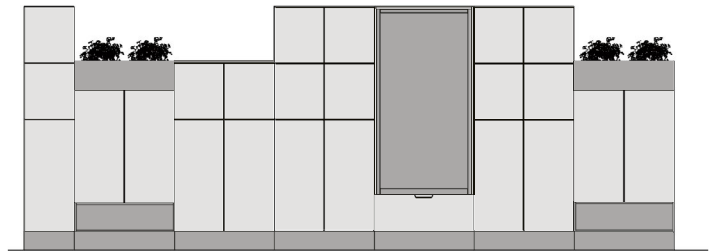
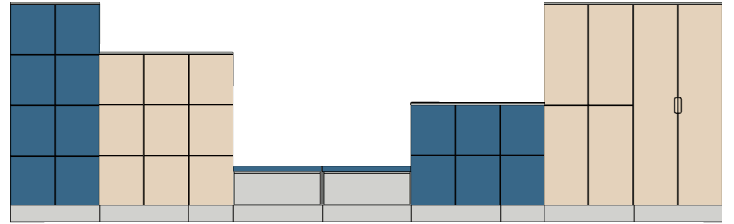
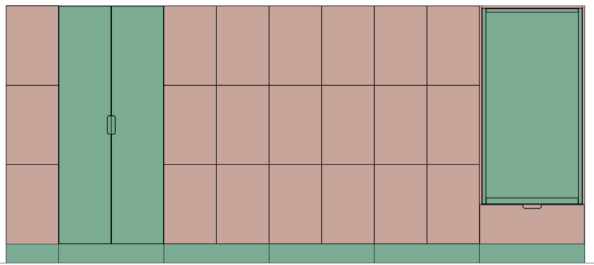
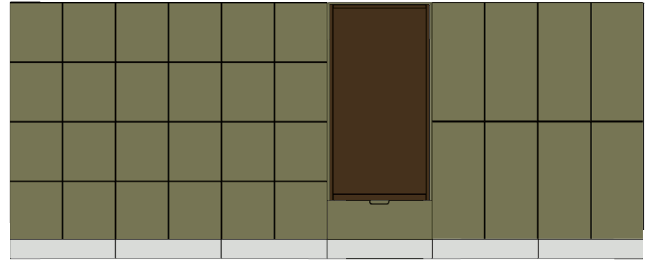
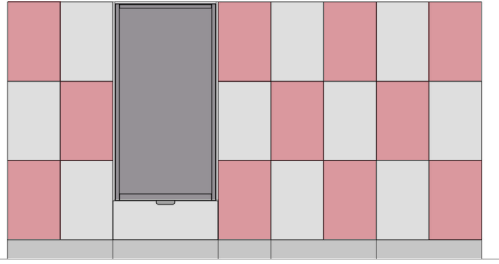
If you want to put your own touch on furniture, Space can be customised in both materials and dimensions. Contact TreCe for advice and a quote.

Specifications →





Dimensions: Width x Height (incl. plinth). x Depth. **Frame and front:** 16 mm. **Plinth:** 143 mm. All doors are right-hung as standard.

Space Combinations




Dimensions: Width x Height (incl. plinth). x Depth. **Frame and front:** 16 mm. **Plinth:** 143 mm. All doors are right-hung as standard.

Reference images of both standard and customised Space



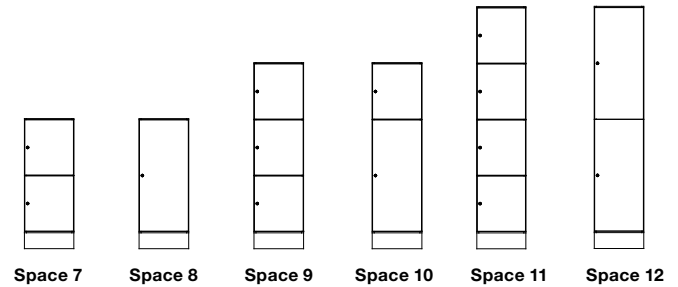
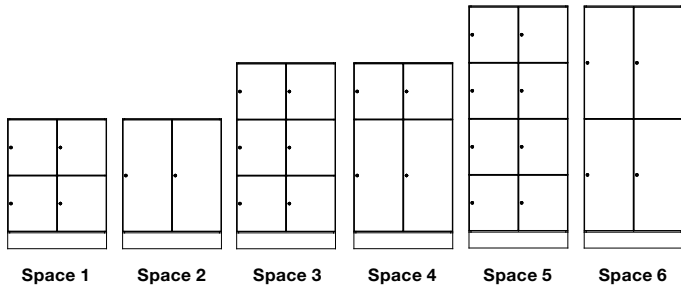
Dimensions: Width x Height (incl. plinth). x Depth. **Frame and front:** 16 mm. **Plinth:** 143 mm. All doors are right-hung as standard.

Reference images of both standard and customised Space



Dimensions: Width x Height (incl. plinth). x Depth. **Frame and front:** 16 mm. **Plinth:** 143 mm. All doors are right-hung as standard.

Space personal storage



Finished modules – model double including cabinet locks

Inside dimensions/locker: Space door/locker low 363x424x454 mm.

Inside dimensions/locker: Space door/locker high 363x864x454 mm.

Cabinet locks included in the finished modules, incl. 2 keys.

Frame, plinth and divider in white MFC laminate, 16 mm with 0,8 mm straight ABS-lipping.

Fronts in 16 mm MDF, NCS S 0500-N, white.

Name, finished modules	Size	White
Space 1 double low, 4 door low	790x1039x470	208111
Space 2 double low, 2 door high	790x1039x470	208112
Space 3 double middle, 6 door low	790x1487x470	208113
Space 4 double middle, 2 door low + 2 door high	790x1487x470	208114
Space 5 double high, 8 door low	790x1936x470	208115
Space 6 double high, 4 door high	790x1936x470	208116

Finished modules – model single including cabinet lock

Inside dimensions/locker: Space door/locker low 363x424x454 mm.

Inside dimensions/locker: Space door/locker high 363x864x454 mm.

Cabinet locks included in the finished modules, incl. 2 keys.

Frame, plinth, back and divider in white MFC laminate, 16 mm with 0,8 mm straight ABS-lipping.

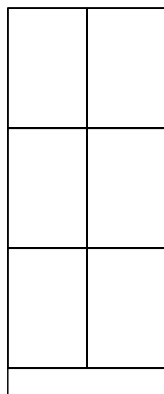
Fronts in 16 mm MDF, NCS S 0500-N, white.

Name, finished modules	Size	White
Space 7 single low, 2 door low	395x1039x470	208117
Space 8 single low, 1 door high	395x1039x470	208118
Space 9 single middle, 3 door low	395x1487x470	208119
Space 10 single middle, 1 door low+1 door high	395x1487x470	208120
Space 11 single high, 4 door low	395x1936x470	208121
Space 12 single high, 2 door high	395x1936x470	208122

Internal dimensions/locker, Space door middle: W363xH573xD454 mm.



Space 13
Space frame single high/3 with fixed shelves and Space door middle.



Space 14
Space frame double high/3 with fixed shelves and Space door middle.

Space personal storage has been expanded by an additional door height, which we have chosen to name “middle”. This door size only fits Space frame high/3, which like the other units is available in a single and double version. Space door middle is available with several different lock types and can be fitted with a letterbox. Internal dimensions/locker: Space door middle: W363xH573xD454 mm.

Dimensions: Width x Height (incl. plinth). x Depth. **Frame and front:** 16 mm. **Plinth:** 143 mm. All doors are right-hung as standard.

Frames double single with divider

Name	Size	White	NCS
Space Frame single low	395x1039x470	201108	201118
Space Frame single middle	395x1487x470	201109	201119
Space Frame single high	395x1936x470	201110	201120
Space Frame double low	790x1039x470	201111	201121
Space Frame double middle	790x1487x470	201112	201122
Space Frame double high	790x1936x470	201113	201123
Space frame single high/3*	395x1936x470	201124	201125
Space frame double high/3*	790x1936x470	201126	201127

White: MFC laminate. **NCS:** Lacquer any NCS.

Clothes rail included in Space frame wardrobe, double doors ordered separately.
Klädstång ingår i klädskap, pardörrar tillkommer.


* Module adapted for Space door middle, 3 doors in height. Suitable for Space 13 and 14.

Shelves

Name	Size	White	NCS
Space shelf single fixed between lockers	363x16x451	205009	205019
Space shelf single movable*	363x16x385	205010	205020
Space shelf double fixed between lockers	371x16x451	205011	205021
Space shelf double movable*	371x16x385	205012	205022

White: MFC laminate. **NCS:** Lacquer any NCS.

* Indrawn front.



Doors wardrobes

Name	Size	NCS
Space door wardrobe low, cabinet lock	393x1342x16	204061
Space door wardrobe low, RFID excl. lock*	393x1342x16	204062
Space door wardrobe low, cabinet lock +mail	393x1342x16	204063
Space door wardrobe low, padlock fitting*	393x1342x16	204064
Space door wardrobe low, RFID excl. lock +mail*	393x1342x16	204065
Space door wardrobe low, push open	393x1342x16	204066
Space door wardrobe high, cabinet lock	393x1790x16	204051
Space door wardrobe high, RFID excl. lock*	393x1790x16	204052
Space door wardrobe high, padlock fitting**	393x1790x16	204054
Space door wardrobe high, push open	393x1790x16	204056

NCS: Lacquered MDF, any NCS

Detail images of locks see page 9.

** Padlocks and RFID locks are ordered separately Contact TreCe.

*** Inlet: W:270 x H:125 mm. Cover plate inside door, lacquered in RAL 9016 white.

Contact TreCe if you want numbering on doors.

Doors

Inside dimensions/locker, Space door/locker low: W363xH424xD454 mm.

Inside dimensions/locker, Space door/locker middle: W363xH573xD454 mm.

Inside dimensions/locker, Space door/locker high: W363xH864xD454 mm.

Name	Size	NCS
Space door low, cabinet lock	393x446x16	202121
Space door low, RFID*	393x446x16	202122
Space door low, lock+mail	393x446x16	202123
Space door low, padlock fitting*	393x446x16	202124
Space door low, RFID+mail*	393x446x16	202125
Space door low, push open	393x446x16	202126
Space door high, cabinet lock	393x595x16	202141
Space door high, RFID*	393x595x16	202142
Space door high, lock+mail	393x595x16	202143
Space door high, padlock fitting*	393x595x16	202144
Space door high, RFID+mail*	393x595x16	202145
Space door high, push open	393x595x16	202146
Space door high, cabinet lock	393x894x16	203121
Space door high, RFID excl. lock**	393x894x16	203122
Space door high, cabinet lock + mail	393x894x16	203123
Space door high, padlock fitting**	393x894x16	203124
Space door high, RFID excl. lock+mail**	393x894x16	203125
Space door high, push open	393x894x16	203126
Space door high, with inlet***	392x894x16	203129

NCS: Lacquered MDF, any NCS

Detail images of locks see page 9.

** Padlocks and RFID locks are ordered separately Contact TreCe.

*** Inlet: W:270 x H:125 mm.

Cover plate inside door, lacquered in RAL 9016 white.

Contact TreCe if you want numbering on doors.




Mailbox in metal is powder coated as standard, RAL 9016 white. It can be painted in any RAL colour at an additional cost.

Drawer/Hatch

Name	Size	NCS
Space drawer, 100% expansion, 35 kg, RFID* (with high sides)	392x446x450	208060
Space drawer, 100% expansion, 35 kg, RFID* (with low sides)	392x446x450	208061

NCS: Lacquered MDF, any NCS.

* RFID locks will be added separately.



Space drawer, high sides.

Dimensions: Width x Height (incl. plinth). x Depth. **Frame and front:** 16 mm. **Plinth:** 143 mm. All doors are right-hung as standard.

Shared storage

Name	Size	White	NCS
Space frame wardrobe Clothes rail included	790x1936x470	204110	204120
Space double door wardrobe*	786x1790x16		204140
Space shelf wardrobe, fixed	755x19x455	205031	205041

* With milled-in handles. Are as standard powder coated, white. It can be painted in any RAL colour at an additional cost.

White: MFC laminate **NCS:** Lacquer any NCS.

Open shelf/bench



Name	Size	NCS
Space open shelf/bench, single	395x298x487	208092
Space open shelf/bench, double	790x298x487	208091
Space shelf movable, single	363x16x469	205052
Space shelf movable, double	758x16x469	205051

Aligned with fronts. **NCS:** Lacquered MDF, any NCS
Seat height 441 mm, incl. plinth.

Cushions and fabric are ordered separately, contact TreCe.

Shoe shelf



Name	Size	NCS
Space open shoe shelf, single	395x232x487	207092
Space open shoe shelf, double	790x232x487	207091

Aligned with fronts.

NCS: Lacquered MDF, any NCS.

Carpets, see accessories page 108.

Plinth

Name	Size	White	NCS
Space plinth, single	395x143x430	208072	208082
Space plinth, double	790x143x430	208071	208081

White: MFC laminate. **NCS:** Lacquer any NCS.

Storage box open/Flower box

Name	Size	Art no.
Space storage box open single	395x232x487	209093
Space storage box open double	790x232x487	209091
Space storage box open single, back to back	395x232x976	209092
Plastic box 19L, for plants	446x190x354	209099

Aligned with fronts. **NCS:** Lacquered MDF, any NCS.

The unit is not water resistant.

Plastic box: Fits two in Space box open/flower box.



Space seating module

Name	Size	White	NCS
Space seating module with flap doordownward opening, milled handle, gas springs	790x1936x470	214130	214040
Space seating module with drawer 100% extension, 35kg, push open fittings (high side railing)	790x1936x470	214131	214141

NCS: Lacquered MDF optional NCS.

Seat height 441 mm. Cushions and fabric are additional, contact TreCe.



Space seating module flap door



Flap door

Drawer - Wardrobe/seat module

NEW!

Name	Size	NCS
Space drawer wardrobe, w. railing 100%, push open (alternative to Flap door)	788x296x16	204072
Space wardrobe drawer, high side 100%, push open (alternative to Flap door)	788x296x16	204073

NCS: Lacquered MDF optional NCS.

* RFID lock is additional, ordered separately.



Plastic box: Fits two in Space box open/flower box.



Space drawer wardrobe, w. railing 100%, push open

Dimensions: Width x Height (incl. plinth). x Depth. **Frame and front:** 16 mm. **Plinth:** 143 mm. All doors are right-hung as standard. **Inside dimensions/locker:** Space door/locker low: W363xH424xD454 mm. **Inside dimensions/locker:** Space door/locker middle: W363xH573xD454mm. **Inside dimensions/locker:** Space door/locker high: W363xH864xD454 mm. NCS refers to product lacquered in one optional NCS colour.



Top cover

Name	Size	Thickness	NCS
Space top cover panel single	490	16	207021
When placing modules back to back			
Space top cover panel double	980	16	207022

NCS: Lacquered MDF, any NCS.

Cover panels

Name	Size	NCS
<i>For frames personal storage</i>		
Space cover panel single, low	490x1039x16	206021
Space cover panel single, middle	490x1487x16	206022
Space cover panel single, high	490x1936x16	206023
<i>When placed back to back</i>		
Space cover panel double, low	980x1039x16	206521
Space cover panel double, middle	980x1487x16	206522
Space cover panel double, high	980x1936x16	206523

NCS: Lacquered MDF, any NCS.

Leg stand




Name	Colour	Size	Art no.
Space double leg stand	RAL 9010	789x143x469	209101
Space double leg stand	RAL 7032	789x143x469	209102
Space double leg stand	RAL 7016	789x143x469	209103
Space double leg stand	RAL 5023	789x143x469	209104
Space double leg stand	RAL 1013	789x143x469	209105
Space double leg stand	RAL 6013	789x143x469	209106
Space double leg stand	RAL 6020	789x143x469	209107
Space double leg stand	RAL 8014	789x143x469	209108
Space double leg stand	RAL 1017	789x143x469	209109
Space double leg stand	RAL 3014	789x143x469	209110
Space double leg stand	RAL 3005	789x143x469	209111
Space triple leg stand	RAL 9010	1184x143x469	209121
Space triple leg stand	RAL 7032	1184x143x469	209122
Space triple leg stand	RAL 7016	1184x143x469	209123
Space triple leg stand	RAL 5023	1184x143x469	209124
Space triple leg stand	RAL 1013	1184x143x469	209125
Space triple leg stand	RAL 6013	1184x143x469	209126
Space triple leg stand	RAL 6020	1184x143x469	209127
Space triple leg stand	RAL 8014	1184x143x469	209128
Space triple leg stand	RAL 1017	1184x143x469	209129
Space triple leg stand	RAL 3014	1184x143x469	209130
Space triple leg stand	RAL 3005	1184x143x469	209131

Space double leg stand: Steel leg stand with adjustable feet, 4 legs. Fits Space double frame. Delivered not fitted to cabinet, leg stand must be adjusted in height before cabinet is lifted on.

Space triple leg stand: Steel leg stand with adjustable feet, 5 legs (1 support leg in the middle). Fits 1x Space double frame + 1x Space single frame. Delivered not fitted to cabinet, leg stand must be adjusted in height before cabinet is lifted on.

Colours

RAL 9010 White	RAL 7032 Warm grey	RAL 7016 Anthracite	RAL 5023 Brilliant blue	RAL 1013 Pearl White	RAL 6013 Olive
RAL 6020 Forest green	RAL 8014 Chocolate	RAL 1017 Saffron	RAL 3014 Old Pink	RAL 3005 Wine red	



Dimensions: Width x Height (incl. plinth). x Depth. **Frame and front:** 16 mm. **Plinth:** 143 mm. All doors are right-hung as standard.
NCS refers to product lacquered in one optional NCS colour.

Master key

Name	Lock type	Art no.
Master key	Cabinet locks	840913



Padlock fittings, excluding padlocks.



Cabinet lock incl. 2 keys as standard.




RFID-locks EM or Mifare.



Code lock, mechanical, for personal use only.

Accessories

Name	Material	Size	Art no.
Space shelf insert <i>Turnable shelf is mounted on the right or left side of the cabinet. Are as standard powder coated, RAL 9010 white. It can be painted in any RAL colour at an additional cost.</i>	White metal	185x341x290	209040
Mirror		230x400	840912
Space single clothes rail	Aluminium	356	209009
Space double clothes rail	Aluminium	371	209010
Hook, for clothes rail	Alu look		830006
Anchor hook, fixed above panel	Alu look		830899
Stuff cork box	Cork	90x44x347	890101
Stuff shelf cork box	White aluminium	97x80x350	890201
Space single carpet	Black rubber	362x454	209026
Space single carpet shoe shelf	Black rubber	363x475	209023
Space single carpet open drawer	Black rubber	363x944	209025
Space double carpet	Black rubber	370x454	209027
Space double carpet wardrobe	Black rubber	757x454	209028
Space double carpet shoe shelf	Black rubber	758x475	209022
Space double carpet open drawer	Black rubber	773x455	209024



Anchor hook



Clothes rail

Alternative locks, addition

Name	Info
Code lock (mechanical)	For personal storage
Code lock (digital)	Available for both personal storage and public storage.
RFID-lock	For personal/public storage



Digital code lock, black, for private or public use.




Digital code lock, silver, for private or public use.

* Contact TreCe for proximity based locks and locks as above.



Space shelf insert and black rubber mat



Anchor hook



Clothes rail



Mirror



Stuff cork box and shelf keep smaller items organised.

Dimensions: Width x Height (incl. plinth). x Depth. **Frame and front:** 16 mm. **Plinth:** 143 mm. All doors are right-hung as standard.



Space with integrated electricity

Space can be supplemented with power strips in Aluminium for electricity. USB port with 2 sockets can also be mounted in the rail.

Accessories

Power cable with connection, extension cable and quick connectors/T-connection (max. 300 watts/socket).
Frames prepared for electrical duct and power strip.
Contact TreCe for details and prices.

Example 16 frames with electrical outlets

Lacquered in any NCS colour

Art no.

Space frame double high, electric (x2)	205523
Space shelf double high, fixed (x12)	205121
Space door low, cabinet lock (x16)	202121
Space socket strip, 4 sockets (x4)	208052
Space power cable with connector (x2)	208040
Space splicing cable, quick connectors (3 pcs)	208041
Space T-coupling, quick (4 pcs)	208042

•	•	•	•
•	•	•	•
•	•	•	•
•	•	•	•

Dimensions: Width x Height (incl. plinth). x Depth. **Frame and front:** 16 mm. **Plinth:** 143 mm. All doors are right-hung as standard.

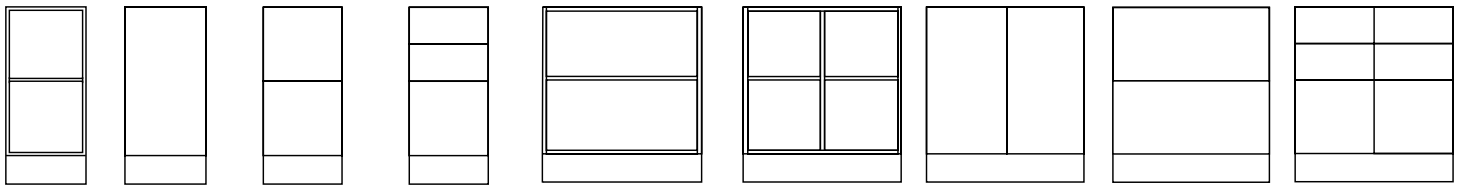


Space common storage, recycling counters

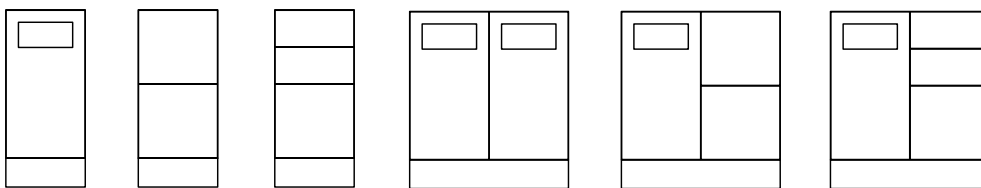
Space is now also available as a storage series with working height counters, in height 882 mm. Frames in single and double modules that can be freely combined with shelves, doors, partition panels and drawers in several variants.

The Space storage series also has its own recycling units.

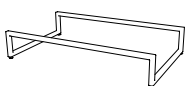
Choose freely from one of the ready-made modules or put together your own version. Suitable bag holder is available as an accessory. Inlets are also available in the top cover at an additional cost. Ready-made modules with a front inlet have a pull-out bag holder inside the door, recommended waste bags 85-125 L. The fronts are seamless with push open fittings.



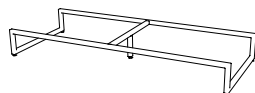
- Space** frame counter single
1x Shelf single
- Space** frame counter single
1x Shelf single
1x Door single
- Space** frame counter single
2x Drawer High single
- Space** frame counter single
2x Drawer Low single
1x Drawer High single
- Space** frame counter double
1x Shelf double
- Space** frame counter double
1x Partition panel
2x Shelf single
- Space** frame counter double
1x Shelf double
1x Pair door double
- Space** frame counter double
2x Drawer High double
- Space** frame counter double
1x Partition panel
4x Drawer Low single
2x Drawer High single



- MDS** 395x882x470
- MDS/2L** 395x882x470
- MDS/3L** 395x882x470
- MDD** 790x882x470
- MDD/2L** 790x882x470
- MDD/3L** 790x882x470



Space Space double leg stand
789x143x469




Space triple leg stand
1184x143x469

Plinths can be replaced with leg stands available in two sizes, double and triple. Choose from our 11 standard colours.

Dimensions: Width x Height (incl. plinth). x Depth. **Frame and front:** 16 mm. **Plinth:** 143 mm. All doors are right-hung as standard.
NCS refers to product lacquered in one optional NCS colour.

Frames



Frame counter single Frame counter double

Name	Size	White	NCS
Space frame counter single	395x882x470	201128	201129
Space frame counter double	790x882x470	201130	201131

White: Direct laminate | **NCS:** Lacquered MDF, any NCS.

Partition panel

Name	Size	White	NCS
Space double partition panel counter	16x704	201140	201141

White: Direct laminate | **NCS:** Lacquered MDF, any NCS.

Shelves

Name	Size	White	NCS
Space single shelf counter	363x16x451	201150	201151
Space double shelf counter*	758x19x451	201152	201153
Space double shelf disk, divider	371x16x451	201154	201155

* Lamellar core

White: Direct laminate | **NCS:** Lacquered MDF, any NCS.

Bag holder

Name	Size	White	NCS
Space Bag holder	RAL 9001, white	355x412	209029

Recommended waste bags 85-125 L

Doors

Name	Size	NCS
Space door counter, push open	392x734x16	204001
Space door counter, with inlet*	392x734x16	204002
Space pair doors, push open	788x734x16	204003

The cover plate inside the metal door is powder coated as standard, RAL 9016 white. It can be painted in any RAL colour at an additional cost.

*Inlet: W:270 x H:125 mm

NCS: Lacquered MDF, any NCS.



Drawers

Name	Size	NCS
Space counter single drawer low	393x182x466	208066
Space counter single drawer high, high sides	393x366x466	208067
Space counter single drawer high, high sides	393x366x466	208068
Space counter double drawer low	788x182x466	208076
Space counter double drawer high, with railing	788x366x466	208077
Space counter double drawer high, high sides	788x366x466	208078

Drawers with 100% extension, max load weight 35 kg with push open fittings.

Inside dimensions drawer low: W325 x H127 x D420 mm

Inside dimensions drawer high: W325 x H311 x D420 mm.

NCS: Lacquered MDF, any NCS.

Cover panels

Name	Size	NCS
Space cover panel single, counter	490x882x16	206024

When placing modules back to back

Space cover panel double, counter	980x882x16	206524
-----------------------------------	------------	--------

NCS: Lackad MDF, valfri NCS

Top cover

Name	Size	Thickness	NCS
Space top cover panel single	490	16	207021

When placing modules back to back

Space top cover panel double	980	16	207022
------------------------------	-----	----	--------

NCS: Lacquered MDF, any NCS.

Top cover in compact laminate

Name	Colour	Depth	Thickness	Art no.
Space top cover single	F2255 White	490	10	209140
Space top cover single	F2297 Anthracite	490	10	209141
Space top cover single	F5342 Olive grey	490	10	209142

When placed back to back

Space top cover double	F2255 White	980	10	209143
Space top cover double	F2297 Anthracite	980	10	209144
Space top cover double	F5342 Olive grey	980	10	209145

Contact TreCe if you would like the top cover in another material.

Inlets for top cover, compact laminate

Name	Size	Art no.
Space top cover inlet square	220x220	209150
Space top cover inlet custom	Max. size 220 x 260	209151

* Contact TreCe for price.

Dimensions: Width x Height (incl. plinth). x Depth. **Frame and front:** 16 mm. **Plinth:** 143 mm. All doors are right-hung as standard.

Space recycling units finished modules

Hight: 882 mm



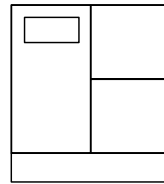
MDS/2L
395x882x470



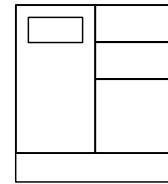
MDS/3L
395x882x470



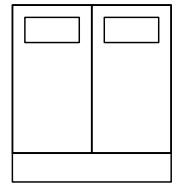
MDS
395x882x470



MDD/2L
790x882x470



MDD/3L
790x882x470



MDD
790x882x470

Name	Size	White
Space Recycling unit MDS/2L	395x882x470	200101
Space Recycling unit MDS/3L	395x882x470	200102
Space Recycling unit MDS*	395x882x470	200103

Name	Size	White
Space Recycling unit MDD/2L*	790x882x470	200111
Space Recycling unit MDD/3L*	790x882x470	200112
Space Recycling unit MDD*	790x882x470	200113

Accessories

Name	Suits	Fits	Size	Art no.
Space single carpet		Black rubber	362x454	209026
Space double carpet		Black rubber	370x454	209027
Containers 21L	Box		265x275x375	820927

*Inlet: W:270 x H:125 mm.

Cover plate inside door, lacquered in RAL 9016.

Pull-out bag holder is included. Waste bags 85-125 L is recommended.

Drawers with 100% extension, max load weight 35 kg with push open fittings.

Inside dimensions drawer low: W325 x H127 x D420 mm

Inside dimensions drawer high: W325 x H311 x D420 mm.

White: Direct laminate

Space symbol, foiled, white or anthracite



WASTE



PLASTIC



BOTTLES
CANS



BOTTLES



CARTON



CLEAR GLASS



COLOURED GLASS



METAL



PAPER



ORGANIC

Colour	WASTE	PLASTIC	BOTTLES CANS	BOTTLES	CARTON	CLEAR GLASS	COLOURED GLASS	METAL	PAPER	ORGANIC
White	209160	209161	209162	209163	209164	209165	209166	209167	209168	209169
Anthracite	209170	209171	209172	209173	209174	209175	209176	209177	209178	209179

Please contact TreCe if you require other symbols or text in other languages.



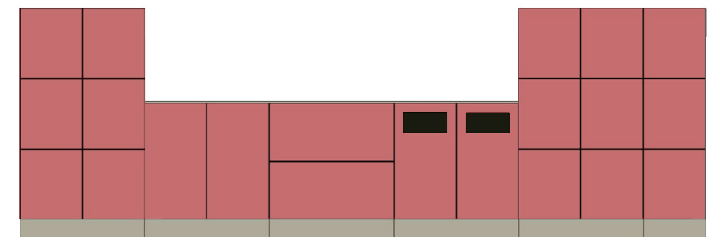
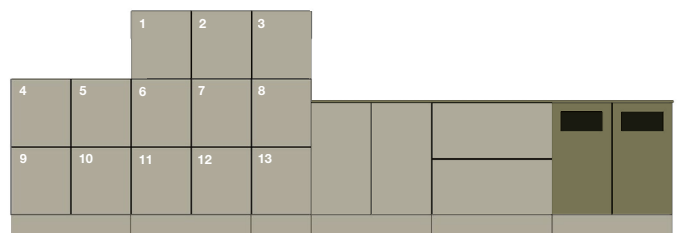
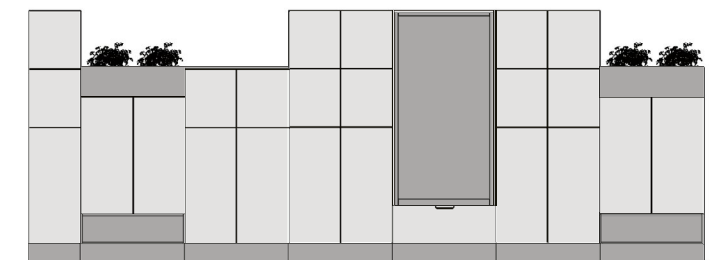
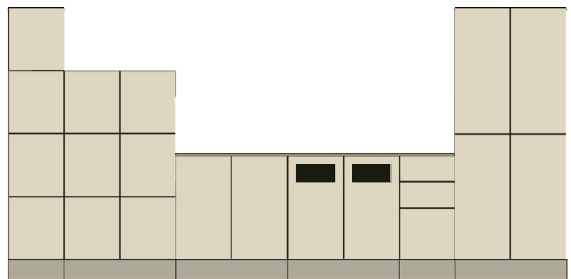
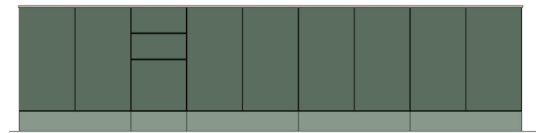
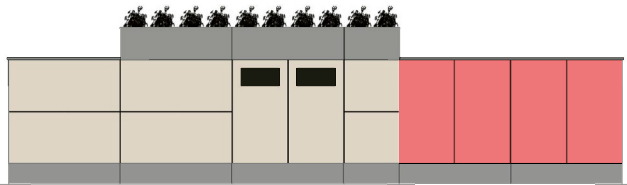
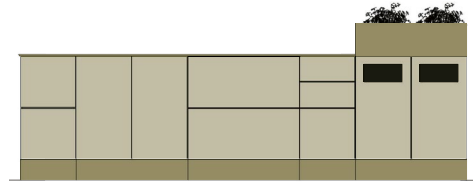
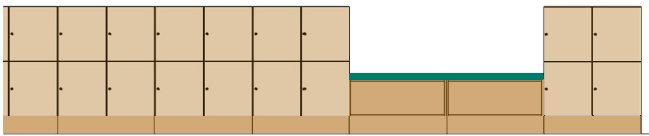
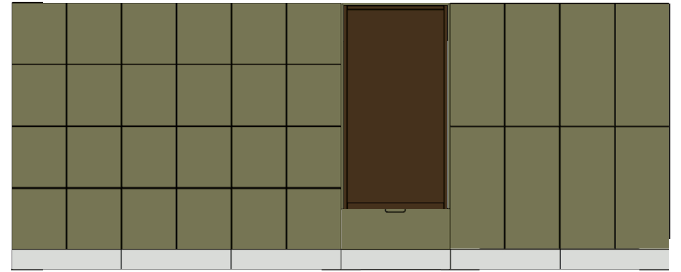
Combine your own storage with standard modules in white and any NCS colour.



The cover plate inside the metal door is powder coated as standard, RAL 9016 white. It can be painted in any RAL colour, at an additional cost.

Dimensions: Width x Height (incl. plinth). x Depth. **Frame and front:** 16 mm. **Plinth:** 143 mm. All doors are right-hung as standard.
NCS refers to product lacquered in one optional NCS colour.

Space Combinations



Dimensions: Width x Height x Depth.

Office

Personal Storage

Office is a product family designed to meet the needs of the modern office. Smart solutions that focus on function and with a low environmental impact. Made from needled felt with 7% wool, 93% polyester, and with details in untreated leather.

Sustainability & Material

- The felt meets Oekotex 100, class I (Products for children up to 3 years)
- Untreated leather
- Free from prohibited azo dyes, carcinogenic and allergenic dyes, phthalates, formaldehyde, pesticides, heavy metals, certain chlorine and tin organics, biologically active products and flame retardants.



Office Bag

Available in two colours, anthracite and light grey. Made of needled felt with 7% wool and 93% polyester. Leather details.

- Several compartments.
- Business card holder in leather.
- Pen holder in leather.

Name	Size	Anthracite	Light grey
Office Bag	360x310x170	830808	830818

Dimensions: Width x Height x Depth.

Office Backpack, 15 litres

Needed felt with 7% wool, 93% polyester and leather details.

- Handle
- Magnetic closure with 2 positions, hidden in the lining
- Business card holder in leather
- Adjustable shoulder straps with details in leather
- Push buttons on the side for adjusting the depth
- Water resistant bottom
- Integrated rain cover hidden in the bottom with zipper.
- Holds 15L
- Laptop compartment
- Pen holder in leather for 3 pens
- Pocket for accessories



Name	Size	Anthracite
Office Backpack, 15 L	310x400x135	830500

Office Sleeve

Laptop case suitable for most laptop computers. Needed felt with 7% wool and 93% polyester. Leather details and top opening with velcro close.

Name	Fits	Size	Anthracite	Light grey
Office Sleeve S	13,3"	250x360	830700	830710
Office Sleeve M	13,3"-14,5"	280x400	830701	830711
Office Sleeve L	14,5"-15,6"	310x440	830720	830721



Office Pouch

Practical small bag in needed felt with 7% wool and 93% polyester, for cables, keys, USB-sticks etc. Zipper with details in untreated leather.

Name	Size	Anthracite	Light grey
Office Pouch	175x160x50	830600	830610



Accessories

Hanger, Office bag

Practical hanger that is easily attached to the table top. Folds together after use and easily stored in your pocket.

Name	Size	Art no.
Bag hanger, mobile	Ø 35 mm	830880



Dimensions: Width x Height x Depth. **Frame:** 19 mm. **Front:** 16 mm.

NCS refers to product lacquered in one optional NCS colour.

Mounting strip is included in all wall mounted products.


CombiLine

Lockers

Lockers for personal or public storage. Doors are available with different types of locks and closures. It is also possible to have doors with mail-inlets. The storage compartments are highly adaptable and fits in most spaces.

Frames and fronts are available in standard white or lacquered in any NCS colour. Choose between different heights of frame and doors. Standard widths: 310, 605 and 900 mm. Alternative locks can be ordered at additions, see page 77.

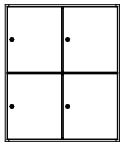
This storage series can be customised.



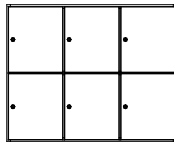
Two lockers FF60/10 combined with two wardrobes KLE60. Depth 370 mm. All with cabinet locks.

CombiLine Lockers Wall

Size inside locker: 274x333x358 mm. **Locks** incl. 2 keys.



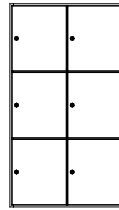
FFV60/4
605x723x370



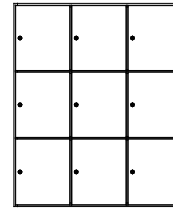
FFV90/6
900x723x370

Height 723 mm, Depth 370 mm

Name	White	NCS	Beech	Birch	Oak
FFV60/4	841242	849242L	843242	845242	847242
FFV90/6	841243	849243L	843243	845243	847243



FFV60/6
605x1075x370



FFV90/9
900x1075x370

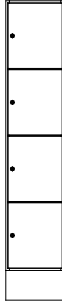
Height 1075 mm, Depth 370 mm

Name	White	NCS	Beech	Birch	Oak
FFV60/6	841252	849252L	843252	845252	847252
FFV90/9	841253	849253L	843253	845253	847253

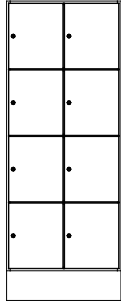
Dimensions: Width x Height x Depth. **Frame:** 19 mm. **Front:** 16 mm. **Plinth:** 157 mm
NCS refers to product lacquered in one optional NCS colour.

CombiLine Lockers Floor


Size inside locker: 274x333x358 mm. **Locks** incl. 2 keys.



FF30/4
310x1584x370



FF60/8
605x1584x370



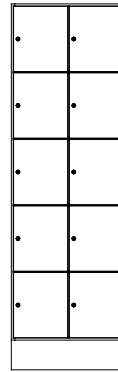
FF90/12
900x1584x370

Height 1584 mm, Depth 370 mm

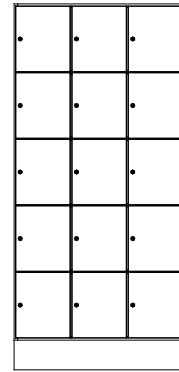
Name	White	NCS	Beech	Birch	Oak
FF30/4	841231	849231L	843231	845231	847231
FF60/8	841232	849232L	843232	845232	847232
FF90/12	841233	849233L	843233	845233	847233



FF30/5
310x1936x370



FF60/10
605x1936x370



FF90/15
900x1936x370

Height 1936 mm, Depth 370 mm

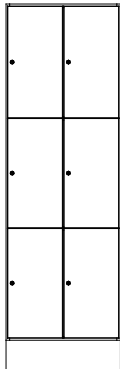
Name	White	NCS	Beech	Birch	Oak
FF30/5	841221	849221L	843221	845221	847221
FF60/10	841222	849222L	843222	845222	847222
FF90/15	841223	849223L	843223	845223	847223

CombiLine Lockers Floor

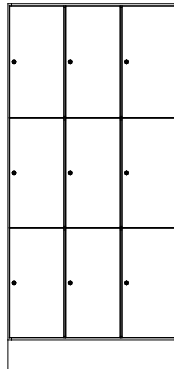
Size inside locker: 274x567x558 mm. **Locks** incl. 2 keys.



FF30/3
310x1936x570



FF60/6
605x1936x570



FF90/9
900x1936x570

Height 1936 mm, Depth 570 mm

Name	White	NCS	Beech	Birch	Oak
FF30/3	841211	849211L	843211	845211	847211
FF60/6	841212	849212L	843212	845212	847212
FF90/9	841213	849213L	843213	845213	847213

Accessories

Name	Fits	Size	Art no.
Mail shelf, acrylic		Depth 370 mm	810919
Mail inlet		Height 22 mm	840911
Stuff cork box		90x44x347	890101
Stuff shelf cork box		97x80x350	890201
Carpet, black, fine ribbed rubber	Depth 570	270x550x3	840950
Mirror, door		230x400	840912

Shelves

Width/Depth: 30/370 mm and 30/570 mm

Name	White	NCS	Beech	Birch	Oak
Shelves 30/370	841916	849916L	843916	845916	847916
Shelves 30/570	821913	829913L	823913	825913	827913

Master key

Name	Lock type	Art no.
Master key	Cabinet locks	840913

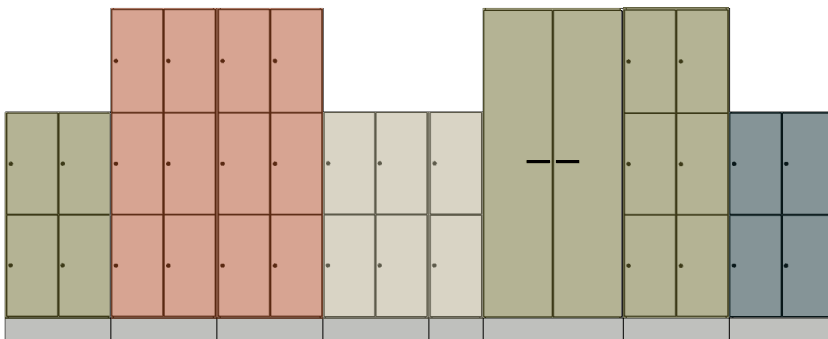
Alternative locks, addition

Name	Art no.
Padlock fitting	Black (padlock not incl.) 830915
Combination lock	Black, for personal storage
RFID-lock	For personal/public storage
Coin lock	

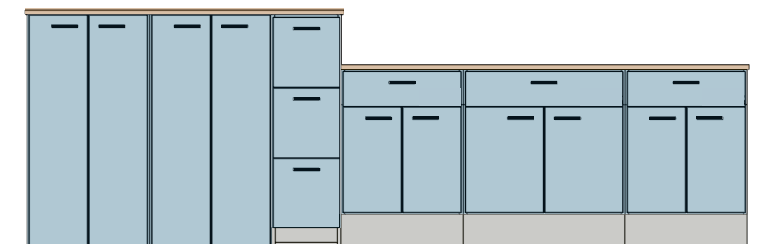
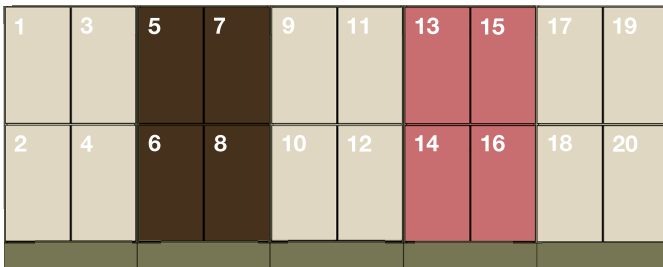


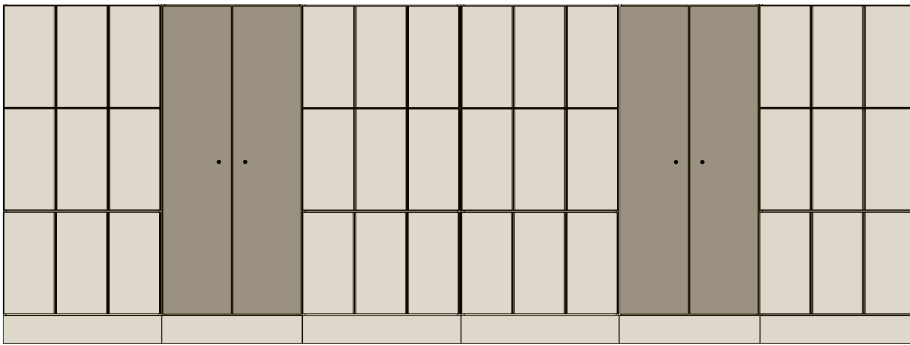
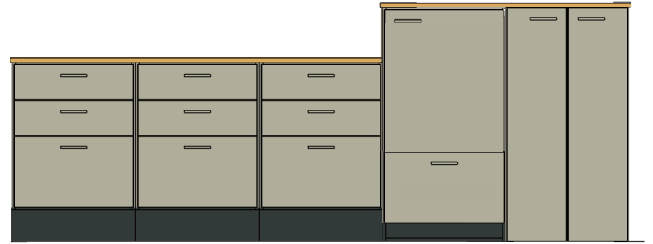
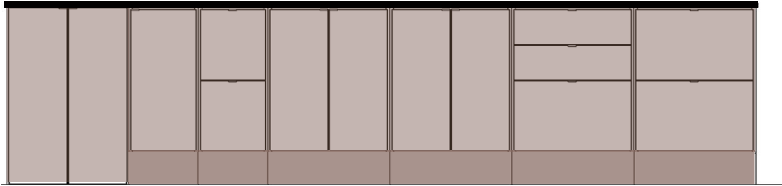
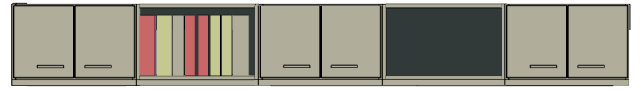
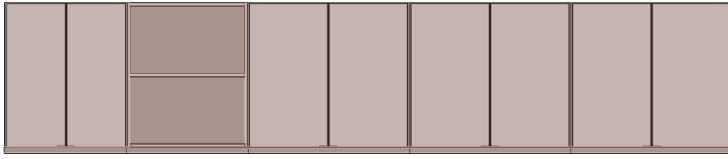
CombiLine combinations



Wine red NCS/RAL 3005 Old pink NCS/RAL 3014 Olive NCS/RAL 6013 Pearl White NCS/RAL 1013 Frame and plinth in white laminate.



CombiLine combinations



Dimensions: Width x Height x Depth (height incl. plinth). **Frame:** 19 mm. **Front:** 16 mm. **Plinth:** 157 mm.
NCS refers to product lacquered in one optional NCS colour.

CombiLine

Wardrobe

Space efficient lockable wardrobes designed to blend into the work environment. Clothes rail and hat rack always included as standard. Doors are available with different types of locks and closures.

Frames and fronts are available in standard white or lacquered in any NCS colour. Choose between different standard widths: 310, 605 and 900 mm.

This series can be customised. Clothes rail and hat rack are always included as standard. Master key for all locks can be ordered separately. Standard height: 1936 mm.

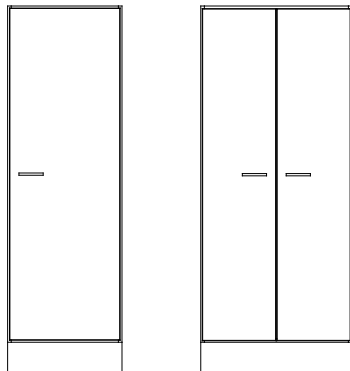
This storage series can be customised



Two lockers FF60/6 combined with two wardrobes KLD60, all with RFID-locks.

CombiLine Wardrobe Floor

Hat rack and clothes rail included.
Cabinet locks not included, available as accessory for KL60.



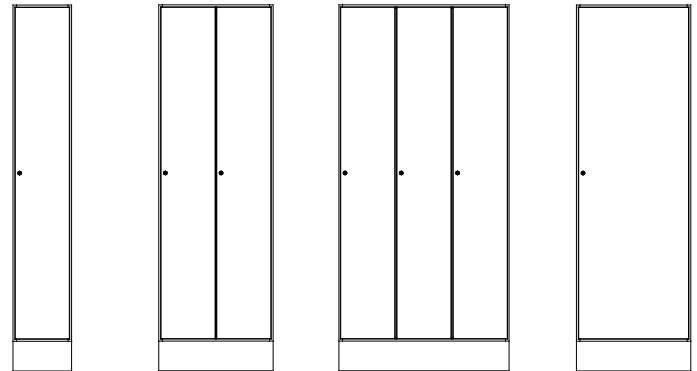
KL60
605x1936x570

KL80
800x1936x570

Height 1936 mm, Depth 570 mm

Name	White	NCS	Beech	Birch	Oak
KL60	841115	849115L	843115	845115	847115
KL80	841116	849116L	843116	845116	847116

Hat rack, clothes rail and cabinet lock with 2 keys are included.



KLE30
310x1936x570

KLD60
605x1936x570

KLT90
900x1936x570

KLE60
605x1936x370

Height 1936 mm, Depth 570 mm

Name	White	NCS	Beech	Birch	Oak
KLE30	841111	849111L	843111	845111	847111
KLD60	841112	849112L	843112	845112	847112
KLT90	841113	849113L	843113	845113	847113

Height 1936 mm, Depth 370 mm

Name	White	NCS	Beech	Birch	Oak
KLE60	841114	849114L	843114	845114	847114

Note! KLE60 must be secured to a wall due to tipping risk.

Dimensions: Width x Height x Depth.

Accessories

Name	Size	Fits	Art no.
Mirror, door	230x400		840912
Stuff cork box	90x44x347		890101
Stuff shelf cork box	97x80x350		890201

Carpet, black, fine ribbed rubber, 3 mm

Carpet, black	270x550	KLE30, KLD60, KLT90	840950
Carpet, black	565x350	KLE60	840951
Carpet, black	565x550	KL60	840952
Carpet, black	760x550	KL80	840953



Stuff cork box and shelf keeps smaller items in order.



Mirror

Cabinet locks

Name	Art no.
Cabinet locks, different lock numbers, incl 2 keys	830910
Addition, identical locks, Cabinet locks	830985
Master key Cabinet locks	840913

Alternative locks, addition

Name	Info
Code lock (mechanical)	For personal storage
Code lock (digital)	Available for both personal storage and public storage.
RFID-lock	For personal/public storage

* Contact TreCe for proximity based locks and locks as above.



Padlock fittings, excluding padlocks.



Cabinet lock incl. 2 keys as standard.



RFID-locks EM or Mifare.



Code lock, mechanical, for personal use only.



Digital code lock, black, for private or public use.



Digital code lock, silver, for private or public use.

Dimensions: Width x Height x Depth (height incl. plinth). **Frame:** 19 mm. **Front:** 16 mm. **Plinth:** 157 mm.
NCS refers to product lacquered in one optional NCS colour.

CombiLine


Office shelving/cupboards

Shelves and cupboards for storage of large volumes. Frames and fronts are available in standard white or lacquered in any NCS colour. Choose between different sizes. Possibility to choose glass doors, glass shelves, drawers or filing drawers. Office shelves can be easily adapted to personal and public storage with different types of locks. This series can be customised. Contact TreCe for quotation or drawing proposals. Worktops for the lower models are also available as a supplement.




Office shelving/cupboards are available in depth 370 and 570 mm.

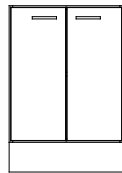
CombiLine Office shelving/cupboards



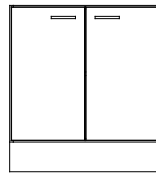
KH60/2
605x880x370




KH80/2
800x880x370




KS60/2
605x880x370



KS80/2
800x880x370




KH60/3
605x1232x370



KH80/3
800x1232x370



KS60/3
605x1232x370



KS80/3
800x1232x370


Height 880 mm, Depth 370 mm

Name	White	NCS	Beech	Birch	Oak
KH60/2	831111	839111L	833111	835111	837111
KH80/2	831123	839123L	833123	835123	837123
KS60/2	831211	839211L	833211	835211	837211
KS80/2	831127	839127L	833127	835127	837127

Height 1232 mm, Depth 370 mm

Name	White	NCS	Beech	Birch	Oak
KH60/3	831115	839115L	833115	835115	837115
KH80/3	831124	839124L	833124	835124	837124
KS60/3	831219	839219L	833219	835219	837219
KS80/3	831128	839128L	833128	835128	837128


CombiLine Office shelving/cupboards




KHD60/3
605x1232x570



KHD80/3
800x1232x570



KSD60/3
605x1232x570



KSD80/3
800x1232x570


Height 1232 mm, Depth 570 mm

Name	White	NCS	Beech	Birch	Oak
KHD60/3	861115	869115L	863115	865115	867115
KHD80/3	831131	839131L	833131	835131	837131
KSD60/3	861219	869219L	863219	865219	867219
KSD80/3	831134	839134L	833134	835134	837134

Name	White
KH120/3	831141
KS120/3	831142
KSL120/3	831143

Dimensions: Width x Height x Depth (height incl. plinth). **Frame:** 19 mm. **Front:** 16 mm. **Plinth:** 157 mm.
NCS refers to product lacquered in one optional NCS colour.

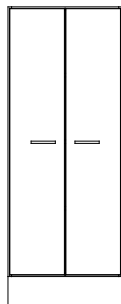
CombiLine Office shelving/cupboards



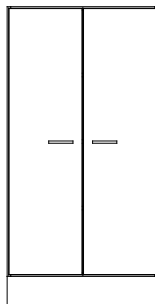
KH60/4
605x1584x370




KH80/4
800x1584x370




KS60/4
605x1584x370



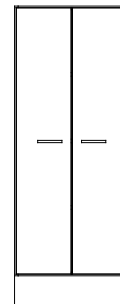
KS80/4
800x1584x370



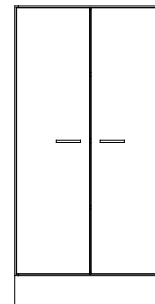
KHD60/4
605x1584x570



KHD80/4
800x1584x570



KSD60/4
605x1584x570




KSD80/4
800x1584x570

Height 1584 mm, Depth 370 mm

Name	White	NCS	Beech	Birch	Oak
KH60/4	831116	839116L	833116	835116	837116
KH80/4	831125	839125L	833125	835125	837125
KS60/4	831220	839220L	833220	835220	837220
KS80/4	831129	839129L	833129	835129	837129

Height 1584 mm, Depth 570 mm

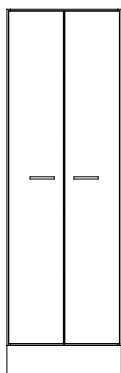
Name	White	NCS	Beech	Birch	Oak
KHD60/4	861116	869116L	863116	865116	867116
KHD80/4	831132	839132L	833132	835132	837132
KSD60/4	861220	869220L	863220	865220	867220
KSD80/4	831135	839135L	833135	835135	837135



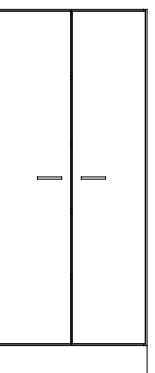
KH60/5
605x1936x370




KH80/5
800x1936x370




KS60/5
605x1936x370



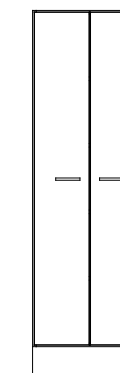
KS80/5
800x1936x370



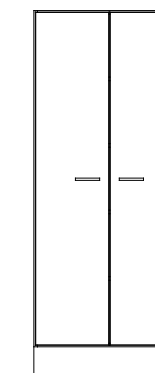
KHD60/5
605x1936x570



KHD80/5
800x1936x570



KSD60/5
605x1936x570



KSD80/5
800x1936x570

Height 1936 mm, Depth 370 mm

Name	White	NCS	Beech	Birch	Oak
KH60/5	831112	839112L	833112	835112	837112
KH80/5	831126	839126L	833126	835126	837126
KS60/5	831212	839212L	833212	835212	837212
KS80/5	831130	839130L	833130	835130	837130

Height 1936 mm, Depth 570 mm

Name	White	NCS	Beech	Birch	Oak
KHD60/5	861112	869112L	863112	865112	867112
KHD80/5	831133	839133L	833133	835133	837133
KSD60/5	861212	869212L	863212	865212	867212
KSD80/5	831136	839136L	833136	835136	837136

Cabinet locks

Name	Art no.
Cabinet locks, different lock numbers, incl 2 keys	830910
Addition, identical locks, Cabinet locks	830985
Master key Cabinet locks	840913

If you would like other lock types, contact TreCe.

Tips!

Combine freely. Choose wooden or glass doors. See pages 138-142. If you would like other handles, please contact TreCe.

Accessories such as leg sets, wheel sets and drawers can be found on pages 138-142.

For worktops, see pages 138-139.

Dimensions: Width x Height x Depth (height incl. plinth). **Frame:** 19 mm. **Front:** 16 mm. **Plinth:** 157 mm.
NCS refers to product lacquered in one optional NCS colour.

Folder drawer

Width 600 and 800 mm, Depth 570 mm

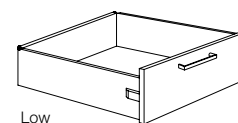
Name	White	NCS	Beech	Birch	Oak
ML60/570 1xA4	831727	839727L	833727	835727	837727
ML80/570 2xA4	831729	839729L	833729	835729	837729



Drawer low, 70% expansion

Depth 570 mm

Name	White	NCS	Beech	Birch	Oak
Drawer 30 low 70%	831702	839702L	833702	835702	837702
Drawer 60 low 70%	831703	839703L	833703	835703	837703
Drawer 80 low 70%	831705	839705L	833705	835705	837705



Drawer low, 100% expansion

Depth 570 mm

Name	White	NCS	Beech	Birch	Oak
Drawer 30 low 100%	831720	839720L	833720	835720	837720
Drawer 60 low 100%	831721	839721L	833721	835721	837721
Drawer 80 low 100%	831722	839722L	833722	835722	837722

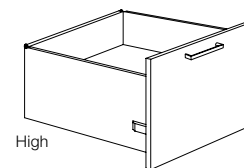
Low drawers with 70% extraction have a maximum load capacity of 30 kg.

Low drawers with 100% extraction have a maximum load capacity of 35 kg.

Drawer high, 70% expansion

Depth 570 mm

Name	White	NCS	Beech	Birch	Oak
Drawer 60 high 70%	831704	839704L	833704	835704	837704
Drawer 80 high 70%	831709	839709L	833709	835709	837709



High drawers with 70% extraction have a maximum load capacity of 30 kg.

High drawers with 100% extraction have a maximum load capacity of 65 kg.

Drawer high, 100% expansion

Depth 570 mm

Name	White	NCS	Beech	Birch	Oak
Drawer 60 high 100%	831714	839714L	833714	835714	837714
Drawer 80 high 100%	831719	839719L	833719	835719	837719

Dimensions: Width x Height x Depth (height incl. plinth). **Frame:** 19 mm. **Plinth:** 157 mm.

Mounting strip is included in all wall mounted products.

NCS refers to product lacquered in one optional NCS colour.

CombiLine

Magazine shelf Expo

Expo has display surfaces in powder-coated steel for exposure of journals, books and reference materials. Plenty of storage space behind the display surfaces. You choose which colour you want on your display surfaces: white or black. Mounting strip included with all wall modules. Expo is available in standard white or lacquered in any NCS colour. Our standard widths are 310 mm, 605 mm and 900 mm.

V = White shelves

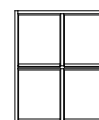
S = Black shelves



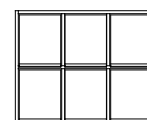
CombiLine Magazine shelf Expo, Wall

Height 723 mm, Depth 370 mm

Name	White	NCS	Beech	Birch	Oak
EXPO 60/4V	841332V	849332VL	843332V	845332V	847332V
EXPO 60/4S	841332S	849332SL	843332S	845332S	847332S
EXPO 90/6V	841333V	849333VL	843333V	845333V	847333V
EXPO 90/6S	841333S	849333SL	843333S	845333S	847333S



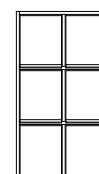
EXPO 60/4
605x723x370




EXPO 90/6
900x723x370

Height 1075 mm, Depth 370 mm

Name	White	NCS	Beech	Birch	Oak
EXPO 60/6V	841342V	849342VL	843342V	845342V	847342V
EXPO 60/6S	841342S	849342SL	843342S	845342S	847342S
EXPO 90/9V	841343V	849343VL	843343V	845343V	847343V
EXPO 90/9S	841343S	849343SL	843343S	845343S	847343S



EXPO 60/6
605x1075x370



EXPO 90/9
900x1075x370

CombiLine Magazine shelf Expo, Floor

Height 1584 mm, Depth 370 mm


Name	White	NCS	Beech	Birch	Oak
EXPO 30/4V	841321V	849321VL	843321V	845321V	847321V
EXPO 30/4S	841321S	849321SL	843321S	845321S	847321S
EXPO 60/8V	841322V	849322VL	843322V	845322V	847322V
EXPO 60/8S	841322S	849322SL	843322S	845322S	847322S
EXPO 90/12V	841323V	849323VL	843323V	845323V	847323V
EXPO 90/12S	841323S	849323SL	843323S	845323S	847323S



EXPO 30/4
310x1584x370



EXPO 60/8
605x1584x370



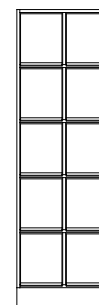
EXPO 90/12
900x1584x370

Height 1936 mm, Depth 370 mm


Name	White	NCS	Beech	Birch	Oak
EXPO 30/5V	841311V	849311VL	843311V	845311V	847311V
EXPO 30/5S	841311S	849311SL	843311S	845311S	847311S
EXPO 60/10V	841312V	849312VL	843312V	845312V	847312V
EXPO 60/10S	841312S	849312SL	843312S	845312S	847312S
EXPO 90/15V	841313V	849313VL	843313V	845313V	847313V
EXPO 90/15S	841313S	849313SL	843313S	845313S	847313S



EXPO 30/5
310x1936x370



EXPO 60/10
605x1936x370



EXPO 90/15
900x1936x370

* Price via quote. Contact TreCe for more information.

Dimensions: Width x Height x Depth (height incl. plinth). **Frame:** 19 mm. **Plinth:** 157 mm.
Mounting strip is included in all wall mounted products.
NCS refers to product lacquered in one optional NCS colour.

CombiLine

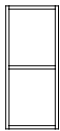
Combi shelf

The Combi shelf, an adaptable storage unit. Build freely from floor to ceiling. Utilise the wall surface with a wall mounted combi shelf and create a unique module by freely combining together with optional accessories. The Combi shelf is available in standard white or lacquered in any NCS colour. Worktops for the lower models are also available as a supplement. Accessories such as legs, wheels and doors can be found on pages 140–142. Work tops for the lower modules can be found on page 138.




Add a worktop to low modules for a more integrated look.

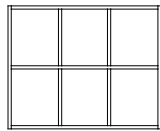
CombiLine Combi shelf Wall



KBV30/2
310x723x370



KBV60/2
605x723x370



KBV90/2
900x723x370

Height 723 mm, Depth 370 mm


Name	White	NCS	Beech	Birch	Oak
KBV30/2	831615	839615L	833615	835615	837615
KBV60/2	831625	839625L	833625	835625	837625
KBV90/2	831635	839635L	833635	835635	837635



KBV30/3
310x1075x370



KBV60/3
605x1075x370

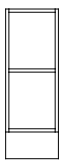


KBV90/3
900x1075x370


Height 1075 mm, Depth 370 mm

Name	White	NCS	Beech	Birch	Oak
KBV30/3	831616	839616L	833616	835616	837616
KBV60/3	831626	839626L	833626	835626	837626
KBV90/3	831636	839636L	833636	835636	837636

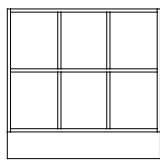
CombiLine Combi shelf Floor



KBH30/2
310x880x370



KBH60/2
605x880x370



KBH90/2
900x880x370

Height 880 mm, Depth 370 mm

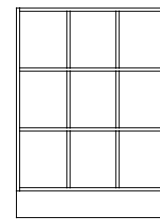
Name	White	NCS	Beech	Birch	Oak
KBH30/2	831611	839611L	833611	835611	837611
KBH60/2	831621	839621L	833621	835621	837621
KBH90/2	831631	839631L	833631	835631	837631



KBH30/3
310x1232x370



KBH60/3
605x1232x370



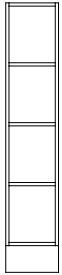
KBH90/3
900x1232x370

Height 1232 mm, Depth 370 mm


Name	White	NCS	Beech	Birch	Oak
KBH30/3	831612	839612L	833612	835612	837612
KBH60/3	831622	839622L	833622	835622	837622
KBH90/3	831632	839632L	833632	835632	837632

Dimensions: Width x Height x Depth (height incl. plinth). **Frame:** 19 mm. **Plinth:** 157 mm.
NCS refers to product lacquered in one optional NCS colour.


CombiLine Combi shelf Floor



KBH30/4
310x1584x370



KBH60/4
605x1584x370




KBH90/4
900x1584x370

Height 1584 mm, Depth 370 mm


Name	White	NCS	Beech	Birch	Oak
KBH30/4	831613	839613L	833613	835613	837613
KBH60/4	831623	839623L	833623	835623	837623
KBH90/4	831633	839633L	833633	835633	837633



KBH30/5
310x1936x370



KBH60/5
605x1936x370




KBH90/5
900x1936x370


Height 1936 mm, Depth 370 mm

Name	White	NCS	Beech	Birch	Oak
KBH30/5	831614	839614L	833614	835614	837614
KBH60/5	831624	839624L	833624	835624	837624
KBH90/5	831634	839634L	833634	835634	837634

Worktops High pressure laminate, Formica Collection Colours and Woods




White
(F1040)




Beech
(F2726)



Birch
(F7555)



Oak
(F7603)




Ash
(F1004)




Light grey
(F7927)



Grey
(F7912)



Anthracite
(F2297)




Black
(F2253)



Olive
(F5343)

Name	Colour	Art no.
Laminate - 390 mm depth	White F1040	821003
Laminate - 390 mm depth	Beech F2726	822003
Laminate - 390 mm depth	Birch F7555	824103
Laminate - 390 mm depth	Oak F7603	826003
Laminate - 390 mm depth	Ash F1004	828073
Laminate - 390 mm depth	Light grey F7927	828013
Laminate - 390 mm depth	Grey F7912	828003
Laminate - 390 mm depth	Anthracite F2297	828033
Laminate - 390 mm depth	Black F2253	828023
Laminate - 390 mm depth	Olive F5343	828083


Worktops MFC laminate



White
(6458BS)



Light grey
(U12188)



Anthracite
(U12011)

Name	Colour	Art no.
Worktop - 390 mm depth	White U6458	829003
Worktop - 390 mm depth	Light grey U12188	829103
Worktop - 390 mm depth	Anthracite U12011	829203


Worktops Veneer



Beech Veneer



Birch Veneer



Oak Veneer

Name	Colour	Art no.
Veneer - 390 mm depth	Beech	823003
Veneer - 390 mm depth	Birch	825003
Veneer - 390 mm depth	Oak	827003

Dimensions: Width x Height x Depth. **Frame:** 19 mm. **Front:** 16 mm.

Mounting strip is included in all wall mounted products.

NCS refers to product lacquered in one optional NCS colour.


CombiLine

Wall shelving/cupboards

Open modules are easily supplemented with doors, dividers or mail shelves. Available in standard white or lacquered in any NCS colour. Mounting strip included all wall modules.

Standard heights: 371 mm, 723 mm and 1075 mm.

Note! Write on your order if the handles are to be placed at the bottom or top of the cabinets.



CombiLine Wall shelving/cupboards



VH30/1
310x371x370



VH60/1
605x371x370



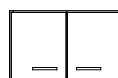
VH80/1
800x371x370



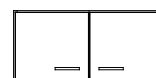
VH90/1
900x371x370



VS30/1
310x371x370



VS60/1
605x371x370

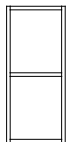


VS80/1
800x371x370


Height 371 mm, Depth 370 mm

Name	White	NCS	Beech	Birch	Oak
VH30/1	831322	839322L	833322	835322	837322
VH60/1	831313	839313L	833313	835313	837313
VH80/1	831331	839331L	833331	835331	837331
VH90/1	831314	839314L	833314	835314	837314

Name	White	NCS	Beech	Birch	Oak
VS30/1	831422	839422L	833422	835422	837422
VS60/1	831413	839413L	833413	835413	837413
VS80/1	831433	839433L	833433	835433	837433




VH30/2
310x723x370



VH60/2
605x723x370



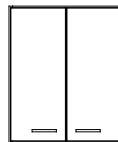
VH80/2
800x723x370



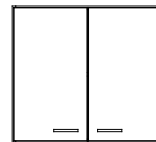
VH90/2
900x723x370



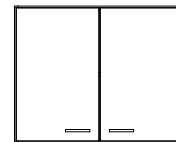
VS30/2
310x723x370



VS60/2
605x723x370



VS80/2
800x723x370



VS90/2
900x723x370

Height 723 mm, Depth 370 mm

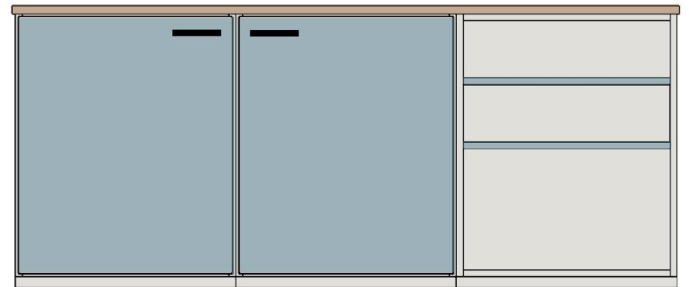
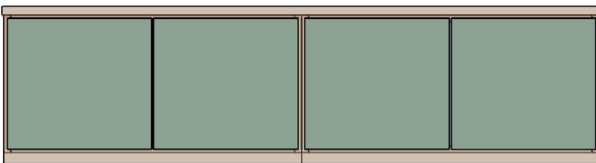
Name	White	NCS	Beech	Birch	Oak
VH30/2	831321	839321L	833321	835321	837321
VH60/2	831311	839311L	833311	835311	837311
VH80/2	831332	839332L	833332	835332	837332
VH90/2	831312	839312L	833312	835312	837312

Name	White	NCS	Beech	Birch	Oak
VS30/2	831421	839421L	833421	835421	837421
VS60/2	831411	839411L	833411	835411	837411
VS80/2	831432	839432L	833432	835432	837432
VS90/2	831412	839412L	833412	835412	837412

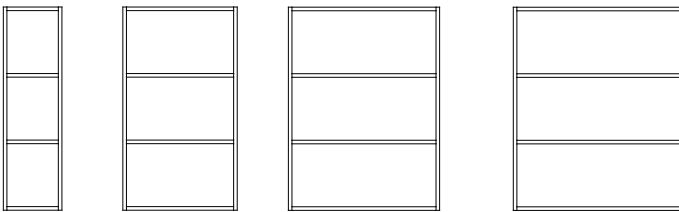
Dimensions: Width x Height x Depth. **Frame:** 19 mm. **Front:** 16 mm.

Mounting strip is included in all wall mounted products.

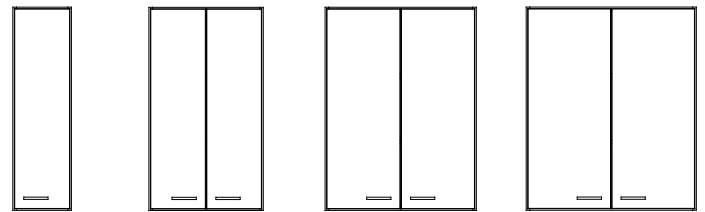
NCS refers to product lacquered in one optional NCS colour.



CombiLine Wall shelving/cupboards



VH30/3 310x1075x370 **VH60/3** 605x1075x370 **VH80/3** 800x1075x370 **VH90/3** 900x1075x370



VS30/3 310x1075x370 **VS60/3** 605x1075x370 **VS80/3** 800x1075x370 **VS90/3** 900x1075x370

Height 1075 mm, Depth 370 mm

Name	White	NCS	Beech	Birch	Oak
VH30/3	831323	839323L	833323	835323	837323
VH60/3	831315	839315L	833315	835315	837315
VH80/3	831333	839333L	833333	835333	837333
VH90/3	831316	839316L	833316	835316	837316

Name	White	NCS	Beech	Birch	Oak
VS30/3	831423	839423L	833423	835423	837423
VS60/3	831415	839415L	833415	835415	837415
VS80/3	831434	839434L	833434	835434	837434
VS90/3	831417	839417L	833417	835417	837417

Dimensions: Width x Height x Depth (height incl. plinth). **Frame:** 19 mm. **Front:** 16 mm. **Plinth:** 157 mm.
NCS refers to product lacquered in one optional NCS colour.

CombiLine Cabinet

Space efficient cabinets that utilise all the office space. Create your own combination. Choose between different modules, open, with doors or with drawers. Stainless steel handles included as standard.

Available in two different standard heights 880 and 1057 mm. Module in width 605 mm is also available with single door. Contact TreCe for article number. Available in standard white or lacquered in any NCS colour.

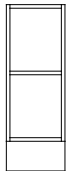


Combination of 4 cabinets with width 605 mm, white worktop (F1040) with black lip and black grip handles (40 mm).

CombiLine Cabinet



DL30/4L 70%
310x880x570



DÖ30
310x 880x570



DS30
310x880x570



DL30/4L 100%
310x880x570



HDL30/4L 70%
310x1057x570



HDÖ30
310x1057x570



HDS30
310x1057x570




HDL30/4L 100%
310x1057x570

Width 310 mm, Height 880 mm, Depth 570 mm

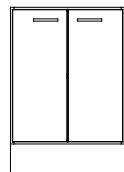
Name	White	NCS	Beech	Birch	Oak
DL30/4L 70%	821611	829611L	823611	825611	827611
DÖ30	821612	829612L	823612	825612	827612
DS30	821613	829613L	823613	825613	827613
DL30/4L 100%	821610	829610L	823610	825610	827610

Width 310 mm, Height 1057 mm, Depth 570 mm


Name	White	NCS	Beech	Birch	Oak
HDL30/4L 70%	821631	829631L	823631	825631	827631
HDÖ30	821632	829632L	823632	825632	827632
HDS30	821633	829633L	823633	825633	827633
HDL30/4L 100%	821634	829634L	823634	825634	827634



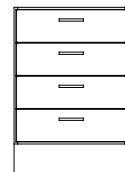
DÖ60
605x880x570



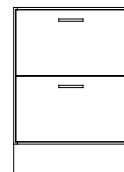
DS60
605x880x570



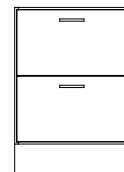
DL60/4L 70%
605x880x570



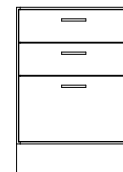
DL60/4L 100%
605x880x570



DL60/2L 70%
605x880x570



DL60/2L 100%
605x880x570



DL60/3L 70%
605x880x570



DL60/3L 100%
605x880x570

Width 605 mm, Height 880 mm, Depth 570 mm

Name	White	NCS	Beech	Birch	Oak
DÖ60	821712	829712L	823712	825712	827712
DS60	821713	829713L	823713	825713	827713
DL60/4L 70%	821711	829711L	823711	825711	827711
DL60/4L 100%	821710	829710L	823710	825710	827710

Name	White	NCS	Beech	Birch	Oak
DL60/2L 70%	821714	829714L	823714	825714	827714
DL60/2L 100%	821814	829814L	823814	825814	827814
DL60/3L 70%	821715	829715L	823715	825715	827715
DL60/3L 100%	821815	829815L	823815	825815	827815

Dimensions: Width x Height x Depth (height incl. plinth). **Frame:** 19 mm. **Front:** 16 mm. **Plinth:** 157 mm.
NCS refers to product lacquered in one optional NCS colour.



Drawer holds 30 kg with 70% expansion.



Drawer holds 65 kg with 100% expansion.

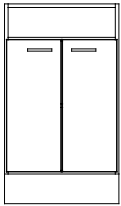


Folder drawer 2x4.




Drawer inserts.

CombiLine Cabinet



HDS60
605x1057x570



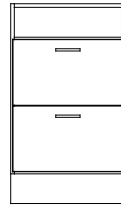
HDÖ60
605x1057x570



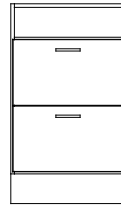
HDL60/4L 70%
605x1057x570



HDL60/4L 100%
605x1057x570



HDL60/2L 70%
605x1057x570



HDL60/2L 100%
605x1057x570


Low drawers with 70% extraction have a maximum load capacity of 30 kg.
Low drawers with 100% extraction have a maximum load capacity of 35 kg.

High drawers with 70% extraction have a maximum load capacity of 30 kg.
High drawers with 100% extraction have a maximum load capacity of 65 kg.

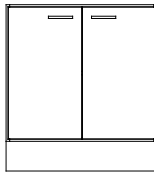
Width 605 mm, Height 1057 mm, Depth 570 mm

Name	White	NCS	Beech	Birch	Oak
HDS60	821733	829733L	823733	825733	827733
HDÖ60	821732	829732L	823732	825732	827732
HDL60/4L 70%	821731	829731L	823731	825731	827731
HDL60/4L 100%	821735	829735L	823735	825735	827735
HDL60/2L 70%	821734	829734L	823734	825734	827734
HDL60/2L 100%	821834	829834L	823834	825834	827834

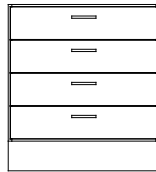
Stainless steel handles as standard. If you would like black or white handles, please note this on your order.
Legs, wheels and drawers can be found on pages 140-142. Worktops on page 138-139..




DÖ80
800x880x570



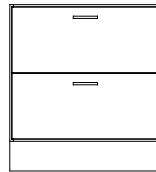
DS80
800x880x570



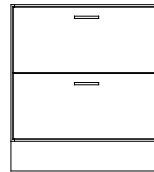
DL80/4L 70%
800x880x570



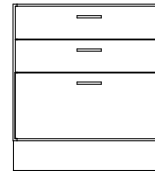
DL80/4L 100%
800x880x570




DL80/2L 70%
800x880x570



DL80/2L 100%
800x880x570



DL80/3L 70%
800x880x570



DL80/3L 100%
605x880x570


Width 800 mm, Height 880 mm, Depth 570 mm

Name	White	NCS	Beech	Birch	Oak
DÖ80	821512	829512L	823512	825512	827512
DS80	821513	829513L	823513	825513	827513
DL80/4L 70%	821514	829514L	823514	825514	827514
DL80/4L 100%	821510	829510L	823510	825510	827510

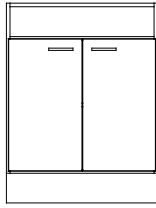
Name	White	NCS	Beech	Birch	Oak
DL80/2L 70%	821515	829515L	823515	825515	827515
DL80/2L 100%	821615	829615L	823615	825615	827615
DL80/3L 70%	821516	829516L	823516	825516	827516
DL80/3L 100%	821517	829517L	823517	825517	827517

Dimensions: Width x Height x Depth (height incl. plinth). **Frame:** 19 mm. **Front:** 16 mm. **Plinth:** 157 mm.
NCS refers to product lacquered in one optional NCS colour.

CombiLine Cabinet



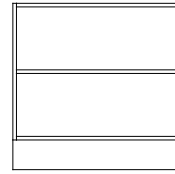
HDÖ80
800x1057x570



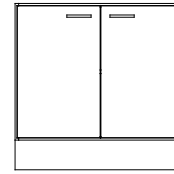
HDS80
800x1057x570

Low drawers with 70% extraction have a maximum load capacity of 30 kg.

Low drawers with 100% extraction have a maximum load capacity of 35 kg.




DÖ90
900x880x570




DS90
900x880x570

High drawers with 70% extraction have a maximum load capacity of 30 kg.

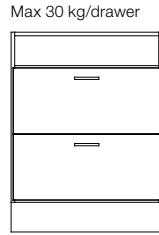
High drawers with 100% extraction have a maximum load capacity of 65 kg.



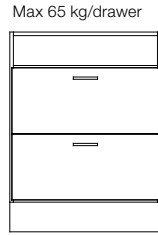
HDL80/4L 70%
800x1057x570




HDL80/4L 100%
800x1057x570



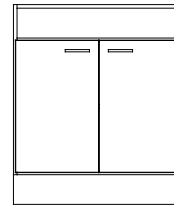
HDL80/2L 70%
800x1057x570



HDL80/2L 100%
800x1057x570



HDÖ90
900x1057x570



HDS90
900x1057x570

Width 800 mm, Height 1057 mm, Depth 570 mm

Name	White	NCS	Beech	Birch	Oak
HDÖ80	821532	829532L	823532	825532	827532
HDS80	821533	829533L	823533	825533	827533
HDL80/4L 70%	821535	829535L	823535	825535	827535
HDL80/4L 100%	821537	829537L	823537	825537	827537
HDL80/2L 70%	821536	829536L	823536	825536	827536
HDL80/2L 100%	821534	829534L	823534	825534	827534

Width 900 mm, Height 880 mm, Depth 570 mm

Name	White	NCS	Beech	Birch	Oak
DÖ90	821811	829811L	823811	825811	827811
DS90	821812	829812L	823812	825812	827812

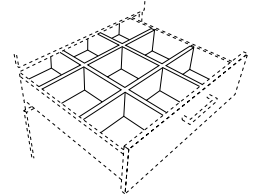
Width 900 mm, Height 1057 mm, Depth 570 mm

Name	White	NCS	Beech	Birch	Oak
HDÖ90	821831	829831L	823831	825831	827831
HDS90	821832	829832L	823832	825832	827832

Accessories

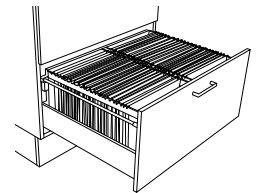
Insert for drawer, white

Name	Fits	Max load	Extension	Size/comp.	Art no.
Insert width 605, 70%, 9 compartments	600 mm	30 kg	70%	164x165	821011
Insert width 800, 70%, 9 compartments	800 mm	30 kg	70%	164x230	821013
Insert width 605, 100%, 9 compartments	600 mm	35 kg	100%	162x162	821012
Insert width 800, 100%, 9 compartments	800 mm	35 kg	100%	164x226	821014



Folder drawer, Depth 570 mm, 100 % expansion, max 65 kg

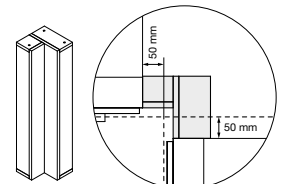
Name	White	NCS	Beech	Birch	Oak
Folder drawer ML60/570, 1xA4, 100%	831727	839727L	833727	835727	837727
Folder drawer ML80/570, 2xA4	831729	839729L	833729	835729	837729
Folder drawer Folio MLF60/570, 100%	831827	839827L	833827	835827	837827



Corner module, 100x880x100 mm

Name	White	NCS	Beech	Birch	Oak
Corner module	821010	829010L	823010	825010	827010

When the corner module is used – extend both worktops with 50 mm. Corner module is aligned with plinth.



* Price via quote. Contact TreCe for more information.

Dimensions: Width x Height x Depth (height incl. plinth). **Frame:** 19 mm. **Front:** 16 mm. **Plinth:** 157 mm.
NCS refers to product lacquered in one optional NCS colour.

CombiLine

Printer cabinet


Printer cabinet in an ergonomic height which can easily be combined with other storage furniture in the CombiLine series. Choose between different modules, open, with doors or with drawers. Stainless steel handles included as standard. Standard height: 704 mm.



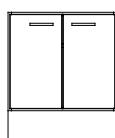
CombiLine Printer cabinet



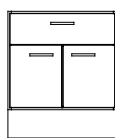
SD60/3L
605x704x570



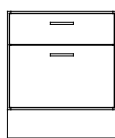
SDÖ60
605x704x570



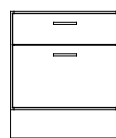
SDS60
605x704x570



SD60/1L 70%
605x704x570



SD60/2L 70%
605x704x570



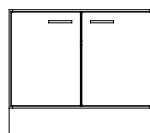
SD60/2L 100%
605x704x570

Width 605 mm, Height 704 mm, Depth 570 mm

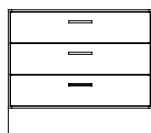
Name	White	NCS	Beech	Birch	Oak
SD60/3L 70%	821721	829721L	823721	825721	827721
SDÖ60	821722	829722L	823722	825722	827722
SDS60	821724	829724L	823724	825724	827724
SD60/1L 70%	821723	829723L	823723	825723	827723
SD60/2L 70%	821725	829725L	823725	825725	827725
SD60/2L 100%	821825	829825L	823825	825825	827825



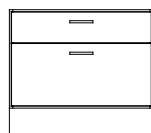
SDÖ80
800x704x570



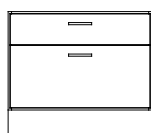
SDS80
800x704x570



SD60/3L 70%
800x704x570



SD80/2L 70%
800x704x570




SD80/2L 100%
800x704x570

Width 800 mm, Height 704 mm, Depth 570 mm

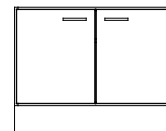
Name	White	NCS	Beech	Birch	Oak
SDÖ80	821522	829522L	823522	825522	827522
SDS80	821524	829524L	823524	825524	827524
SD80/3L 70%	821525	829525L	823525	825525	827525
SD80/2L 70%	821526	829526L	823526	825526	827526
SD80/2L 100%	821626	829626L	823626	825626	827626

Width 900 mm, Height 704 mm, Depth 570 mm

Name	White	NCS	Beech	Birch	Oak
SDÖ90	821822	829822L	823822	825822	827822
SDS90	821824	829824L	823824	825824	827824



SDÖ90
900x704x570



SDS90
900x704x570

Low drawers with 70% extraction have a maximum load capacity of 30 kg.

Low drawers with 100% extraction have a maximum load capacity of 35 kg.

High drawers with 70% extraction have a maximum load capacity of 30 kg.

High drawers with 100% extraction have a maximum load capacity of 65 kg.



Legs, wheels and drawers can be found on pages 140-142. Worktops on page 138-139.

Dimensions: Width x Height x Depth (height incl. plinth). **Frame:** 19 mm. **Front:** 16 mm. **Leg stand:** Height 300 mm.
NCS refers to product lacquered in one optional NCS colour.

CombiLine

Work station

Flexible working station with great varieties and storage from both sides where one side has drawers that can withstand up to a 65 kg load with full extension and soft closing. Standing on a white powder coated sturdy steel frame. Frame and fronts in white or lacquered in any NCS colour. Worktops in white or anthracite high pressure laminate.

Stainless steel handles as standard. The working station is available in two widths, 1680 and 2480 mm.

CombiLine Work station

Width 1680 mm, Height 1046 mm, Depth 1180 mm (2 + 2 pairs of doors)

Name	Material/colour	Art no.
Work station 80x4, doors/doors	Frame + front white, work top F1040	820310
Work station 80x4, doors/doors	Frame + front white, work top F2297	820311
Work station 80x4, doors/doors	Frame + front NCS, work top F1040	820312

Width 2480 mm, Height 1046 mm, Depth 1180 mm (3 + 3 pairs of doors)

Name	Material/colour	Art no.
Work station 80x6, doors/doors	Frame + front white, work top F1040	820313
Work station 80x6, doors/doors	Frame + front white, work top F2297	820314
Work station 80x6, doors/doors	Frame + front NCS, work top F1040	820315

Width 1680 mm, Height 1046 mm, Depth 1180 mm (2 pairs of doors + 4 drawers)

Name	Material/colour	Art no.
Work station 80x4, doors/drawers	Frame + front white, work top F1040	820200
Work station 80x4, doors/drawers	Frame + front white, work top F2297	820201
Work station 80x4, doors/drawers	Frame + front NCS, work top F1040	820202

Width 2480 mm, Height 1046 mm, Depth 1180 mm (3 pairs of doors + 6 drawers)

Name	Material/colour	Art no.
Work station 80x6, doors/drawers	Frame + front white, work top F1040	820203
Work station 80x6, doors/drawers	Frame + front white, work top F2297	820204
Work station 80x6, doors/drawers	Frame + front NCS, work top F1040	820205



Work station 80x6 doors/drawers, front view (above) and rear view (below) (Art. no. 820204).



Work station 80x4 doors/drawers, front view (above) and rear view (below) (Art. no. 820201).

Dimensions: Width x Height x Depth (height incl. plinth). **Frame:** 19 mm. **Front:** 16 mm. **Plinth:** 157 mm.
NCS refers to product lacquered in one optional NCS colour.

CombiLine

Copy stations

Ready combined stations consisting of wall cupboards, mail shelves and cabinets. Frames and fronts in standard white, worktops in anthracite high pressure laminate. Stainless steel handles as standard. All drawers are with soft closing and can hold up to 30 kg. Drawers that can hold up to 65 kg are available upon request.

Worktops longer than 2440 mm are delivered in two parts. Worktops longer than 2440 mm in one piece are available at an additional cost.

Copy station – Ready combinations

Name	Size	Art no.
Copy station 1	2800x903x600	820400
Copy station 2	2380x903x600	820401
Copy station 3	1420x903x600	820402
Copy station 4	1220x903x600	820403



Copy station 1. Ready combination, consisting of cabinets, wall cupboards and mail shelves. Length 2800 mm.



Copy station 2. Ready combination consisting of cabinets, wall cupboards, mail shelves and recycling unit. Length 2380 mm. Recycling container not incl., available as an accessory.



Copy station 3. Ready combination consisting of cabinets and wall cupboards. Length 1420 mm. Complete the station with a recycling unit, see page 122.



Copy station 4. Ready combination consisting of cabinets, wall cupboards and mail shelves. Length 1220 mm.

Dimensions: Width x Height x Depth. **Frame:** 19 mm. **Front:** 16 mm.

Mail shelf: Acrylic. **Plinth height:** 157 mm.

Mail shelves are mounted c/c 96 mm as standard. Mounting strip is included in all wall mounted products. NCS refers to product lacquered in one optional NCS colour.

CombiLine

Mail sorting

Complete module series for handling mail. Adjustable as needed — in height or width, on the floor or wall. Mail sorting can be supplemented with more mail shelves. Mail slots with reach-through capability makes it possible to manage mail from both sides.

Available in standard white or lacquered in any NCS colour. Mounting strip included with all wall modules.



Pull-out shelves are incl. in most of our floor standing mail sorting units. This helps promote ergonomic working conditions.

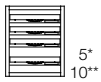


The sliding mail shelves have integrated label holders.

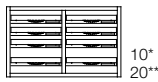


Two HPS2/22 side by side.

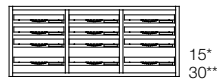
CombiLine Mail sorting cabinet & wall, sliding acrylic shelves



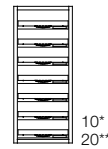
L1/4
310x371x370



L2/8
605x371x370



L3/12
900x371x370



H1/7
310x723x370



H2/14
605x723x370



H3/21
900x723x370

* Number of shelves when mounting c/c 64 mm.

** Number of shelves when mounting c/c 32 mm.

Height 371 mm, Depth 370 mm

Name	White	NCS	Beech	Birch	Oak
L1/4	851115	859115L	853115	855115	857115
L2/8	851111	859111L	853111	855111	857111
L3/12	851112	859112L	853112	855112	857112

Height 723 mm, Depth 370 mm

Name	White	NCS	Beech	Birch	Oak
H1/7	851116	859116L	853116	855116	857116
H2/14	851113	859113L	853113	855113	857113
H3/21	851114	859114L	853114	855114	857114

CombiLine Mail sorting – reach-through sliding acrylic shelves

Höjd 371 mm, Djup 370 mm

Name	White	NCS	Beech	Birch	Oak
L1/4 reach through/acrylic	851115G	859115GL	853115G	855115G	857115G
L2/8 reach through/acrylic	851111G	859111GL	853111G	855111G	857111G
L3/12 reach through/acrylic	851112G	859112GL	853112G	855112G	857112G

Height 723 mm, Depth 370 mm

Name	White	NCS	Beech	Birch	Oak
H1/7 reach through/acrylic	851116G	859116GL	853116G	855116G	857116G
H2/14 reach through/acrylic	851113G	859113GL	853113G	855113G	857113G
H3/21 reach through/acrylic	851114G	859114GL	853114G	855114G	857114G

* Price via quote. Contact TreCe for more information.

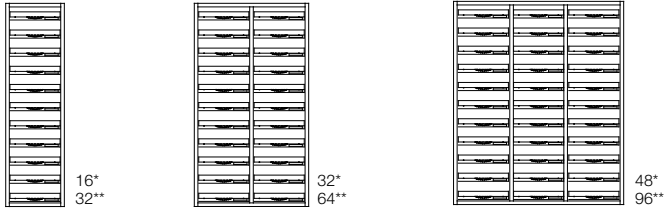
Dimensions: Width x Height x Depth. **Frame:** 19 mm. **Front:** 16 mm.

Mail shelf: Acrylic. **Plinth height:** 157 mm.

Mail shelves are mounted c/c 96 mm as standard. Mounting strip is included in all wall mounted products.

NCS refers to product lacquered in one optional NCS colour.

CombiLine Mail sorting Wall, sliding acrylic shelves



EH1/11
310x1075x370

EH2/22
605x1075x370

EH3/33
900x1075x370

* Number of shelves when mounting c/c 64 mm.

** Number of shelves when mounting c/c 32 mm.

Height 1075 mm, Depth 370 mm (Sliding acrylic shelves)

Name	White	NCS	Beech	Birch	Oak
EH1/11	851123	859123L	853123	855123	857123
EH2/22	851121	859121L	853121	855121	857121
EH3/33	851122	859122L	853122	855122	857122

CombiLine Mail sorting Wall, doors in steel



PL1/8
310x1075x370

PL2/16
605x1075x370

PL3/24
900x1075x370

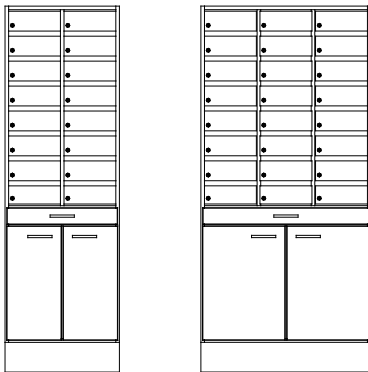
Height 1075 mm, Depth 370 mm (Shelves in same material as frame)

Name	White	NCS	Beech	Birch	Oak
PL1/8	851511	859511L	853511	855511	857511
PL2/16	851521	859521L	853521	855521	857521
PL3/24	851531	859531L	853531	855531	857531

CombiLine Mail sorting – reach-through Sliding acrylic shelves

Name	White	NCS	Beech	Birch	Oak
EH1/11 reach through/acrylic	851123G	859123GL	853123G	855123G	857123G
EH2/22 reach through/acrylic	851121G	859121GL	853121G	855121G	857121G
EH3/33 reach through/acrylic	851122G	859122GL	853122G	855122G	857122G

CombiLine Mail sorting Floor, doors in steel



HPL2/16
605x1936x370

HPL3/24
900x1936x370

Mail doors in white lacquered steel. Incl. locks with two keys.

Height 1936 mm, Depth 370 mm (Shelves in same material as frame)

Name	White	NCS	Beech	Birch	Oak
HPL2/16	851541	859541L	853541	855541	857541
HPL3/24	851551	859551L	853551	855551	857551

Mail sorting floor is available with a reach through function.

Contact TreCe for more information.

Accessories

Name	Art no.
Master key	840913
Mail shelf, acrylic, incl. mounting strips	810919

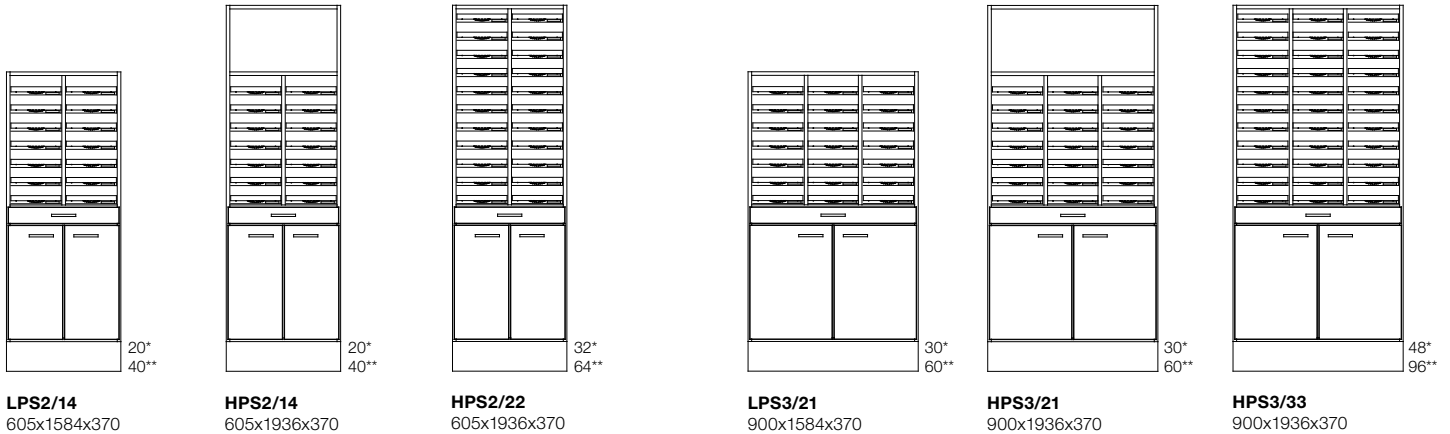
Dimensions: Width x Height x Depth. **Frame:** 19 mm. **Front:** 16 mm.

Mail shelf: Acrylic. **Plinth height:** 157 mm.

Mail shelves are mounted c/c 96 mm as standard. Mounting strip is included in all wall mounted products.

NCS refers to product lacquered in one optional NCS colour.

CombiLine Mail sorting Floor, sliding acrylic shelves



* Number of shelves when mounting c/c 64 mm.

** Number of shelves when mounting c/c 32 mm.

Height 1584 mm, Depth 370 mm

Name	White	NCS	Beech	Birch	Oak
LPS2/14	851224	859224L	853224	855224	857224

Height 1936 mm, Depth 370 mm

Name	White	NCS	Beech	Birch	Oak
HPS2/14	851214	859214L	853214	855214	857214
HPS2/22	851216	859216L	853216	855216	857216

Mail sorting floor is available with a reach through function.
Contact TreCe for more information.

* Price via quote. Contact TreCe for more information.

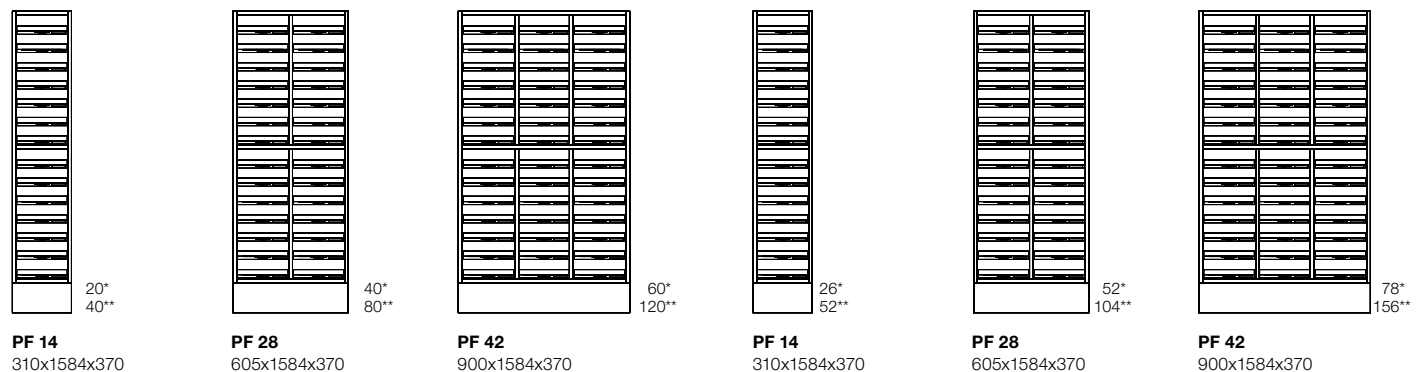
Height 1584 mm, Depth 370 mm

Name	White	NCS	Beech	Birch	Oak
LPS3/21	851324	859324L	853324	855324	857324

Height 1936 mm, Depth 370 mm

Name	White	NCS	Beech	Birch	Oak
HPS3/21	851314	859314L	853314	855314	857314
HPS3/33	851316	859316L	853316	855316	857316

CombiLine Mail sorting Floor, sliding acrylic shelves



Height 1584 mm, Depth 370 mm

Name	White	NCS	Beech	Birch	Oak
PF14	851412	859412L	853412	855412	857412
PF28	851422	859422L	853422	855422	857422
PF42	851432	859432L	853432	855432	857432

Height 1936 mm, Depth 370 mm

Name	White	NCS	Beech	Birch	Oak
PF18	851411	859411L	853411	855411	857411
PF36	851421	859421L	853421	855421	857421
PF54	851431	859431L	853431	855431	857431

* Number of shelves when mounting c/c 64 mm.

** Number of shelves when mounting c/c 32 mm.

Dimensions: Width x Height x Depth (height incl. plinth). **Frame:** 19 mm. **Front:** 16 mm.
Plinth: 157 mm with adjustable legs.

Mail

Post storage

Space efficient mail unit for the new era of mail sorting. Mail is available in standard white with plinth and worktop in high pressure laminate, ash or anthracite. Mail holds space for hanging folders in folio format, mail-inlet for outgoing mail, a waste unit and a drawer for office items.

Specially designed symbols and a 60-litres container are included. Contact TreCe if you wish to combine your own module.

Specifications →



Storage suitable for envelopes, etc.



Drawer adapted to the Mail's plastic tray.



Drawers for hanging folders in folio format, 365x240 mm, c/c 390 mm. Folders are available as accessories.



Door with inlet, 60-litres container included.

Mail Post storage


1840x1080x600

Name		Art no.
Mail white/grey	White with top+plinth in grey (F2297)	751010
Mail white/ash	White with top+plinth in ash (F1004)	751020

Contact TreCe if you would like a different combination of Mail.

Accessories

Name		Art no.
Mail hanging folders	25 pcs, Esselte, format foolscap.	751090



Material: Powder coated steel

Clean

Dispenser stand

Clean – a flexible hand sanitiser dispenser stand.

Having good hand hygiene is important to protect both yourself and others from reducing the spread of infection and virus. Sanitising your hands is something that most people do when visiting shops, restaurants, offices or other public places.

When TreCe realised that the spread of infection became a problem in society, we began to think about how we could contribute, and came up with our own solution. A hand sanitiser floor stand, which is based on the customer's needs. Flexibility and simplicity are important to many and we have chosen to focus on that. The foundation is a stand with a stable base, with accessories you need and believe are of importance to yours customers. Two different models of bottle holders (750 ml and 1000 ml) with leaking tray, holders for Tork M1 dispenser, a small bin and a sign for your own message (horizontal A4).

The stand consists of perforated holes on the front and back, where you simply hook on the accessories you have chosen in the place you want. In a preschool, you may choose to place the accessories at a lower height than in a high school, for example.

Sustainability and material

Clean is made of Swedish quality steel and powder coated in Anthracite grey colour RAL 7016. The stand and other parts in powder-coated steel sheet are manufactured in Sweden and consist of 20% recycled material. The steel sheet is 100% recyclable. The powder coating of the frame is a good environmental choice as no solvents are required. Inner container in 100% recycled plastic and is dishwasher safe.



This is how you order Clean:

1. Choose stand
2. Add accessories – dispenser holders
3. Add accessories – sign holder
4. Add other accessories such as holder for Tork M1, Clean Hold mini waste bin.

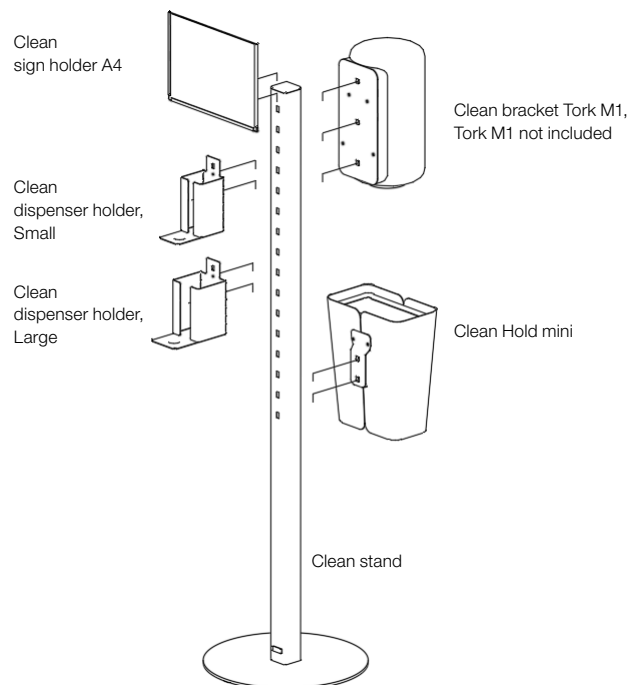
Clean Dispenser stand

All components in RAL 7016 Anthracite

Name	Dimensions	Art no.
Stand 50*50 mm. incl footplate, screws and pads	H:140, Ø:380	110001
Dispenser holder Small Max size bottle: Ø 68 mm or 68x68 mm	72x170x140	110002
Dispenser holder Large Max size bottle: Ø 85 mm or 85x85 mm	88x170x157	110003
Bracket Katrin touchfree dispenser. (Dispenser not included*)	97x403	110007
Sign holder A4 Plastic cover included	303x215	110004
Bracket Tork M1 (Tork M1 not included**)	104x282	110005
Waste basket Hold mini 7 L. incl. bracket for stand inner container and lid.	250x302x135	473204

* You buy Tork M1 from your daily office supplier.

** You buy Katrin Touchfree Dispenser from your daily office supplier.



Material: Powder coated steel



Clean sign holder A4.



Clean bracket Tork M1, Tork M1 not included*.



Clean dispenser holder, Small.



Clean dispenser holder, Small and Large.



Clean bracket Katrin touchfree dispenser. Dispenser not included*.



Clean dispenser holder, Small, Large and Hold mini.

* You buy Tork M1 and Katrin Touchfree Dispenser from your daily office supplier.

Dimensions: Width x Height x Depth.

Frame: 19 mm. **Front:** 16 mm. **Plinth front:** 75 mm. **Plinth:** 157 mm.

CombiLine

Recycling station

Ready combined recycling stations that cover the entire waste sorting for both large and small offices.

Frames and doors in standard white and worktops in high pressure laminate, anthracite. Stainless steel handles are standard. Would you like black or white handles, note this in your order. All drawers with soft closing and full extension that can withstand loads up to 35 kilos. Complete with environmental symbols and suitable containers, see page 125.

Recycling station – ready combinations

Name	Size	Art no.
Recycling station 1	1020x1174x760	820500
Recycling station 2	1670x1174x760	820501
Recycling station 3	970x1174x600	820502
Recycling station 4	970x1174x600	820503



Recycling station 1. Ready module (1020x1174x760 mm) with inlets. 350x350* mm in the worktop. The station is adapted for 190 L recycling containers/cardboard cart and 19 + 10 litres recycling containers. Recycling containers and cardboard cart are not incl. Stainless steel handles are included as standard.



Recycling station 2. Ready module (1670x1174x760 mm) with inlets. 350x350* mm in the worktop. The station is adapted for 190 L recycling containers/ cardboard cart and 19 + 10 litres recycling containers. Recycling containers and cardboard cart are not incl. Stainless steel handles are included as standard.



Recycling station 3. Ready module (970x1174x600 mm) with inlets 250x250* mm in the worktop. The station is adapted for 140 L recycling containers/cardboard cart/bag holder and 19 + 10 L recycling containers. Containers, bag holders and cart are not incl. Stainless steel handles are included as standard.



Recycling station 4. Ready module (970x1174x600 mm) with inlets 250x250* mm in the worktop. The station is adapted for 140 L recycling containers/cardboard cart and 10, 19 and 60 recycling containers. Recycling containers and trolley are not included. Stainless steel handles are included as standard.

Dimensions: Width x Height x Depth.

Frame: 19 mm. **Front:** 16 mm. **Plinth front:** 75 mm. **Plinth:** 157 mm.

NCS refers to product lacquered in one optional NCS colour.

CombiLine

Recycling unit

Recycling units consisting of several modules which can easily be combined to cover the companies entire recycling. We offer everything from small recycling units with small containers placed in drawers, to larger stations with 240-litres containers.

Containers are also available separately in sizes 10–240 litres. Larger environmental units are always equipped with an access ramp in stainless steel.

CombiLine Recycling unit


Height 880 mm, Depth 370 mm

Name	White	NCS	Beech	Birch	Oak
MDL60/60L	821418	829418L	823418	825418	827418

Height 880/1057 mm, Depth 570 mm

Name	White	NCS	Beech	Birch	Oak
MD34	821416	829416L	823416	825416	827416
MD34/2L	821425	829425L	823425	825425	827425
MDL60/90L	821417	829417L	823417	825417	827417
MDH60/80L	821422	829422L	823422	825422	827422

60 litres + cart



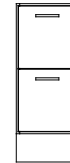
MDL60/60L
605x880x370

60 litres



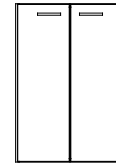
MD34
345x880x570

For drawer¹




MD34/2L
345x880x570

Bag holder
60–125 litres




MDL60/90L
605x880x570

Bag holder
60–125 litres
80 litres



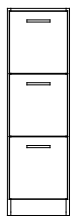
MDH60/80L
605x1057x570

For door
– 60 litres
For drawer¹



MDS34/1L
345x1151x570

For drawer¹




MDS34/3L
345x1151x570

Suitable for
cardboard



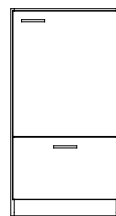
MDS34
345x1151x570

140 litres
Cardboard cart 80
Bag holder
125–160 litres



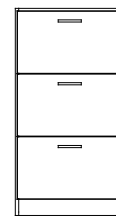
MD60
605x1151x570

For door
– 90 litres
– 2 x 60 litres
For drawer²




MDS60/1L
605x1151x570

For drawer²



MDS60/3L
605x1151x570

For door
– 60 litres
For drawer¹



MD34/1L
345x1151x725

For drawer¹




MD34/3L
345x1151x725

Suitable for
cardboard



MD34/W
345x1151x725

190 litres
Cardboard cart 190
Bag holder
125–160 litres



MD65
650x1151x725

Height 1151 mm, Depth 570 mm

Name	White	NCS	Beech	Birch	Oak
MDS34/1L	821430	829430L	823430	825430	827430
MDS34/3L	821429	829429L	823429	825429	827429
MDS34	821431	829431L	823431	825431	827431
MD60	821428	829428L	823428	825428	827428
MDS60/1L	821433	829433L	823433	825433	827433
MDS60/3L	821434	829434L	823434	825434	827434


Height 1151 mm, Depth 790 mm

Name	White	NCS	Beech	Birch	Oak
MD70	821427	829427L	823427	825427	827427

Height 1151 mm, Depth 725 mm

Name	White	NCS	Beech	Birch	Oak
MD34/1L	821421	829421L	823421	825421	827421
MD34/3L	821423	829423L	823423	825423	827423
MD34/W	821432	829432L	823432	825432	827432
MD65	821424	829424L	823424	825424	827424

240 litres



MD70
700x1151x790

Low drawers with 100% extraction have a maximum load capacity of 35 kg.

Order worktops, inlets, containers and lids for your recycling unit. Containers for drawers are available in several sizes, adapted for different fractions 113.

1.) For drawer any combination. 3 x 10 litres/drawer, 1 x 10 litres + 1 x 19 litres/drawer, 1 x 25 litres waste bag

2.) For drawer any combination. 2 x 10 litres + 2 x 19 litres, 2 x 25 litres waste bag

CombiLine

Containers/bag holder



Recycling station with cardboard cart and recycling container on wheels.



Recycling station with container 60 litres.



Container 2x19, 2x10 litres.



Waste bag 2x25 litres. Washable fabric with rubberized inside.



Lid for round inlet.



Container 90 litres + cart.



Waste bag 25 litres.



Bag holder, 60–125 litres.



Inlet with lacquered frame in steel, 250x250 mm.



Container 90 litres.



Container 3x10 litres.



Container 19+10 litres.



Inlet with lacquered frame in steel, 250x250 mm.

Dimensions: Width x Height x Depth.



Cardboard cart

Bag holder,
60–125 litresBag holder,
125–160 litres

240 litres



190 litres



140 litres



80 litres



90 litres



60 litres

Cart for
60 + 90 litres

47 litres

Waste bag
25 litres

21 litres



19 litres



10 litres

Cardboard cart/Bag holder/Containers

Name	Fits	Size	Art no.
Cardboard cart 80	MD60	480x990x480	820938
Cardboard cart 190	MD65	540x1035x620	820932
Bag holder, 60-125L	MDL60, MD60, MDH60	370x650/910x480	820949
Bag holder, 125-160L	MD60, MDH60, MD65	490x1000x460	820914
Container 240L	MD70	580x1070x731	820937
Container 190L	MD65	545x1000x690	820923
Container 140L	MD60	500x1042x543	820941
Container 80L	MDH60	446x962x536	820931
Container 90L*	MDS60/1L, DS60, MDL60	485x630x510	820926
Cart for 60L	Container 60 litres	455x150x225	820911
Cart for 90L	Container 90 litres	365x145x365	820915

Name	Fits	Size	Art no.
Container 60L	MD34, MDS34/1L, MD34/1L	280x580x555	820929
Container 47L	Drawer W605 mm	548x283x384	820910
Waste bag 25L	Drawer	250x230x430	820916
Container 21L	Drawer	265x275x375	820927
Container 19L	Drawer	230x283x330	820919
Container 10L	Drawer	255x283x165	820918

Name	Fits	Colour	Art no.
Stop for containers in recycling drawers. Railing with coupling bracket.			
Cross-railing	MD 34	White	820831
Cross-railing	MD 60	White	820832
Cross-railing	MD 80	White	820833

Recycling symbols for worktops or fronts

Aluminium sign with black symbol, fitted with double-sided adhesive tape. For drawers there are containers in different sizes, adapted for different fractions.

Name	Size	Art no.	Colour
Symbol Paper	150x150	810951	Aluminium
Symbol Carton	150x150	810952	Aluminium
Symbol Waste	150x150	810953	Aluminium
Symbol Confidential	150x150	810954	Aluminium
Symbol Plastic	150x150	810955	Aluminium
Symbol Paper	75x75	810960	Aluminium
Symbol Waste	75x75	810961	Aluminium
Symbol Plastic	75x75	810962	Aluminium
Symbol Organic	75x75	810963	Aluminium
Symbol Clear glass	75x75	810964	Aluminium
Symbol Coloured Glass	75x75	810965	Aluminium
Symbol Electronics	75x75	810966	Aluminium
Symbol Batteries	75x75	810967	Aluminium
Symbol Low energy light bulbs	75x75	810968	Aluminium
Symbol Metal	75x75	810969	Aluminium
Symbol Bottles & Cans	75x75	810970	Aluminium
Symbol Paper cups	75x75	810971	Aluminium
Symbol Carton	75x75	810972	Aluminium
Symbol Confidential	75x75	810973	Aluminium

Recycling labelling sheet with symbols in white or black on a transparent background. Texts for symbols in English, Swedish or Norwegian. Easy to attach on wall, drawer front or door. Can also be put on container inside drawers.

Name	Number	Size	Art no.
Labelling sheet, recycling			
English, white text	21 pcs/sheet	66x75 mm	840965
English, black text	21 pcs/sheet	66x75 mm	840966
Labelling sheet, recycling			
Swedish, white text	21 pcs/sheet	66x75 mm	840961
Swedish, black text	21 pcs/sheet	66x75 mm	840962
Labelling sheet, recycling			
Norwegian, white text	18 pcs/sheet	66x75 mm	840963
Norwegian, black text	18 pcs/sheet	66x75 mm	840964



Contact TreCe if you want other symbols or text in other languages.

CombiLine

Inlet



250x250

350x350

Ø 250

Ø 110

Ø 400

340x40



Inlet with powder-coated frame, 250x250 mm.



Inlet with powder-coated frame, 250x250 mm.



Lid with knob for round inlets in lacquered steel.



Inlet and lid integrated/lowered in worktop.



Lid in compact laminate, (F2297).

Inlet with powder coated steel frame

Name	Size	Colour	Art no.
Inlet round	Ø 110	White	820951
Inlet round	Ø 250	White	820953
Inlet round*	Ø 400	White	820955
Inlet round	Ø 110	Black	820952
Inlet round	Ø 250	Black	820954
Inlet round*	Ø 400	Black	820956
Inlet slim	340x40	White	820966
Inlet slim	340x40	Black	820967
Inlet square	250x250	White	820961
Inlet square*	350x350	White	820963
Inlet square	250x250	Black	820962
Inlet square*	350x350	Black	820964

* Only fits cabinets with depth 725–790 mm.

Lid with knob for round inlets in lacquered steel

Name	Size	Colour	Art no.
Lid	Ø 250	White	820957
Lid*	Ø 400	White	820958
Lid	Ø 250	Black	820959
Lid*	Ø 400	Black	820960

* Lid with stainless knob, Ø 19 mm.

Inlet and lid integrated/lowered in worktop

Name	Size	Material	Art no.
Inlet round	Ø 250	Stainless steel	820980
Lid inlet compact laminate	Ø 250	White (F1040)	820985
Lid inlet compact laminate	Ø 250	Anthracite (F2297)	820986

Dimensions: Width x Height x Depth.

Soft

Media unit

Storage unit in white pigmented ash veneer or white lacquered MDF. Both models have the same high quality on all sides and comes with robust legs in white pigmented solid ash. Made of carefully selected materials with low environmental impact where all the wood is traceable.



Available in versions of two, three and four storage units. All units are prepared for media storage, with outlets for cables and ventilation.



Soft has a small hidden drawer in the drawer for a plain outside and a functional inside. Distance between door and frame for ventilation.

Soft Media unit, white pigmented ash veneer

Name	Size	Art no.
Soft 2x60, door/door	1246x466x497	502002
Soft 2x60, door/drawer	1246x466x497	502012
Soft 3x60, 2x doors/1x drawer	1851x466x497	503012
Soft 4x60, 3x doors/1x drawer	2456x466x497	504012

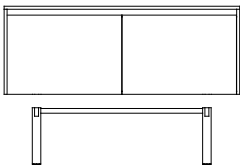
Please note the requested number of right and left-hung doors in your order.

Soft Media unit, white lacquered MDF

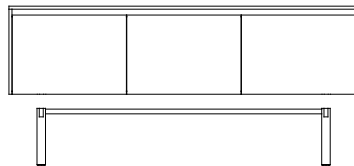
Name	Size	Art no.
Soft 2x60, door/door	1246x466x497	502001
Soft 2x60, door/drawer	1246x466x497	502011
Soft 3x60, 2x doors/1x drawer	1851x466x497	503011
Soft 4x60, 3x doors/1x drawer	2456x466x497	504011

Please note the requested number of right and left-hung doors in your order.

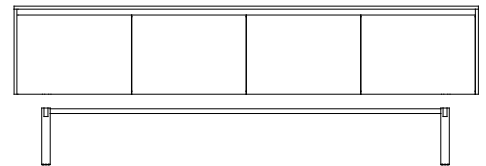
Soft 2x60 + Leg stand 2



Soft 3x60 + Leg stand 3



Soft 4x60 + Leg stand 4



Soft leg stand, white pigmented solid ash

Name	Size	Art no.
Soft leg stand 2 solid ash	942x300x376	505002
Soft leg stand 3 solid ash	1547x300x376	505003
Soft leg stand 4 solid ash	2152x300x376	505004

Dimensions: Width x Height x Depth.

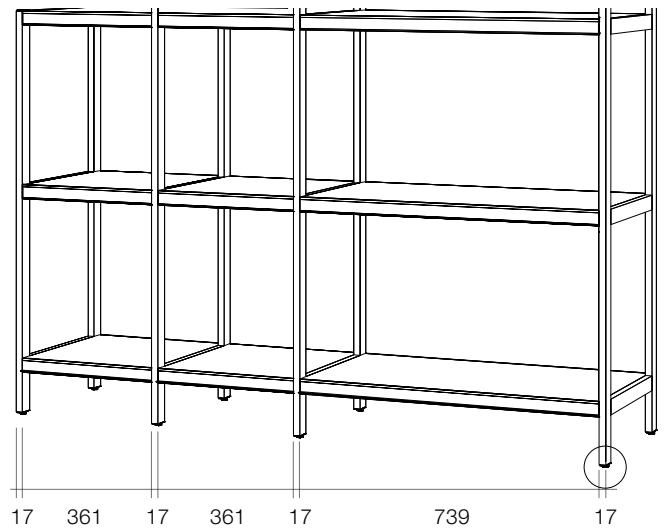
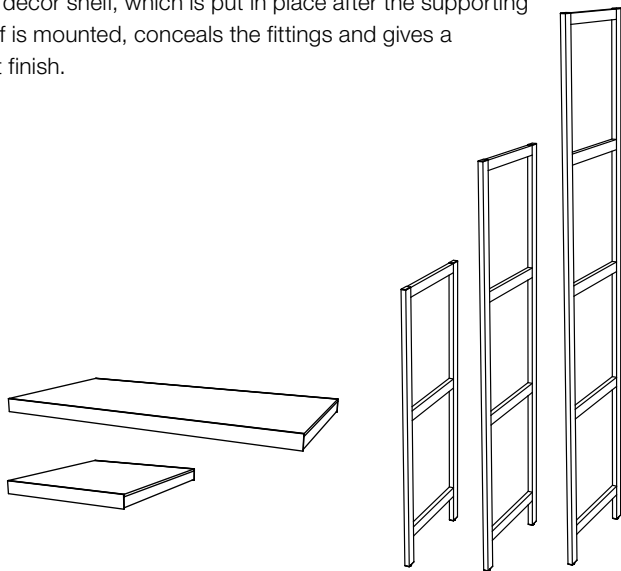
Place Shelf

Place is available in two shelf widths (361 and 739 mm, excluding end gables) and three different heights (1003, 1433 and 1863 mm) that can be easily assembled and adapted as needed.

As a step in TreCe's continuous environmental work, Place is delivered in flat packages and can be mounted easily on site.

The gables are pre-assembled and the shelves mounted with cam lock screws from above.

The decor shelf, which is put in place after the supporting shelf is mounted, conceals the fittings and gives a neat finish.



Place Outer gables, thickness 17 mm

Name	Size	Colour	Art no.
Place Outer gable 1003	395x1003	RAL 7016	401111
Place Outer gable 1433	395x1433	RAL 7016	401112
Place Outer gable 1863	395x1863	RAL 7016	401113

Place Middle gables, thickness 17 mm

Name	Size	Colour	Art no.
Place Middle gables 1003	395x1003	RAL 7016	401121
Place Middle gables 1433	395x1433	RAL 7016	401122
Place Middle gables 1863	395x1863	RAL 7016	401123


Place Converter gables, thickness 17 mm

Name	Size	Colour	Art no.
Place Converter 1433-1003	395x1433	RAL 7016	401131
Place Converter 1863-1003	395x1863	RAL 7016	401132
Place Converter 1863-1433	395x1863	RAL 7016	401133

Place Supporting shelf, thickness 35 mm

Name	Size	Colour	Art no.
Place Supporting shelf 361	361x35x395	Ash	402111
Place Supporting shelf 739	739x35x395	Ash	402121

Supporting shelves in anthracite laminate 35 mm including decor shelf light ash.



Wall mounted storage

Build your own wall mounted storage from shelves, rails and brackets.

Wall mounted storage

Name	Depth	White	Beech	Birch	Oak
Laminate					
Shelf	300	911300	912300	914300	916300
Shelf	400	911400	912400	914400	916400
Shelf	500	911500	912500	914500	916500
Shelf	600	911600	912600	914600	916600
Veneer					
Shelf	300		913300	915300	917300
Shelf	400		913400	915400	917400
Shelf	500		913500	915500	917500
Shelf	600		913600	915600	917600


* Price via quote. Contact TreCe for more information.




The maximum length of our shelves are 2400 mm without a joint. Remember to include mounting brackets when dividing a shelf.

Accessories

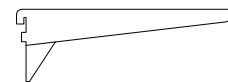
Name	Length	Art no.
Wall upright white	390	550101
	683	550102
	1009	550103
	1204	550104
	1595	550105
Suspension rail	1986	550106
	1010	550111
	1237	550112
	1501	550113
Suspension rail	1951	550114
	950	550121
	1220	550122
Bracket, white	1900	550123
	270	550131
	370	550132
	470	550133
Bracket reinforced	570	550136
Mounting bracket, 6-pcs/package		550141
Bracket screw for 10 brackets	270–370	550143
Bracket screw for 10 brackets	470–670	550144



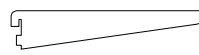
Wall upright



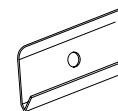
Wall upright to suspension rail



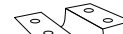
Bracket reinforced



Bracket



Suspension rail



Mounting bracket

Angle bracket, white

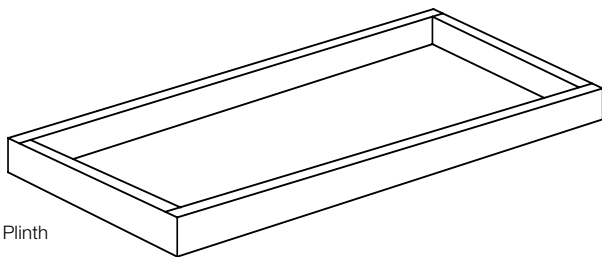
Name	Fits	Length	Art no.
Bracket reinforced with support	Depth 400–500	270	550134
Bracket reinforced with support	Depth 500–600	370	550135

Dimensions: Width x Height x Depth.

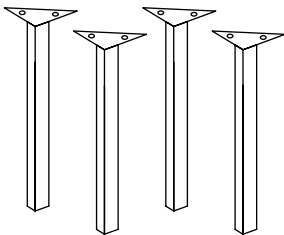
Drawing cabinet

White laminated frame with white lacquered fronts with stainless steel handles. Drawers have rails with integrated hubs that make them easy to handle which makes the storage more functional and versatile.

If you would rather like black or white handles, please make a note on your order. Plinth/base, frame and top in white laminate. Drawer fronts in white lacquer NCS S 0500-N.



Plinth



Leg set

Drawing cabinet, 5 drawers and top (Width x Height x Depth)

Name	Size	White
A1 top cabinet	991x366x684	411101
A1 under cabinet	991x366x684	411201
A1/A0 top cabinet	1345x366x684	411103
A1/A0 under cabinet	1345x366x684	411203
A0 top cabinet	1345x366x950	411102
A0 under cabinet	1345x366x950	411202

Plinth

Name	Size	White
Plinth A1	Height 80	440201
Plinth A1/A0	Height 80	440203
Plinth A0	Height 80	440202

Leg set

Name	Size	White
Leg set	Height 446	431101

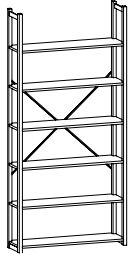
Legs in white lacquered steel, fit all models.

Dimensions: Width x Height x Depth

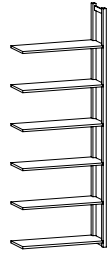
Archive shelf

Pine

Archive shelf in lacquered massive pine. Stable design that is easy to move and adjust.



Complete shelf /start section incl:
 -2 Open gables
 -Shelves
 -Cross brace
 -Support bracket excl. top shelf.



Add-on-section incl:
 -1 Open gables
 -Shelves
 -Support bracket excl. top shelf.
 Add cross brace, if needed.



Complete shelf /start section

Add-on-section

Complete shelf/start section

Size/No. of shelves	Art no.
830x1830x300/5	251030
830x1830x400/5	251040
830x1830x500/4	251050
830x1830x600/4	251060
830x2180x300/6	251330
830x2180x400/6	251340
830x2180x500/5	251350
830x2180x600/5	251360

Add-on sections

Size/No. of shelves	Art no.
800x1830x300/5	252030
800x1830x400/5	252040
800x1830x500/4	252050
800x1830x600/4	252060
800x2180x300/6	252330
800x2180x400/6	252340
800x2180x500/5	252350
800x2180x600/5	252360

Shelves (Width x Depth) Max 100 kg/shelf

Name	Size	Art no.
Shelves pine	800x300	608030
Shelves pine	800x400	608040
Shelves pine	800x500	608050
Shelves pine	800x600	608060
Shelves pine	1000x300	610030
Shelves pine	1000x400	610040
Shelves pine	1000x500	610050
Shelves pine	1000x600	610060
Shelves pine	1200x300	612030
Shelves pine	1200x400	612040
Shelves pine	1200x500	612050
Shelves pine	1200x600	612060

1030x1830x300/5	251130	1000x1830x300/5	252130
1030x1830x400/5	251140	1000x1830x400/5	252140
1030x1830x500/4	251150	1000x1830x500/4	252150
1030x1830x600/4	251160	1000x1830x600/4	252160
1030x2180x300/6	251430	1000x2180x300/6	252430
1030x2180x400/6	251440	1000x2180x400/6	252440
1030x2180x500/5	251450	1000x2180x500/5	252450
1030x2180x600/5	251460	1000x2180x600/5	252460

1230x1830x300/5	251230	1200x1830x300/5	252230
1230x1830x400/5	251240	1200x1830x400/5	252240
1230x1830x500/4	251250	1200x1830x500/4	252250
1230x1830x600/4	251260	1200x1830x600/4	252260
1230x2180x300/6	251530	1200x2180x300/6	252530
1230x2180x400/6	251540	1200x2180x400/6	252540
1230x2180x500/5	251550	1200x2180x500/5	252550
1230x2180x600/5	251560	1200x2180x600/5	252560

Open gables (Height x Depth)

Name	Size	Art no.
Open gables	1830x300	618330
Open gables	1830x400	618340
Open gables	1830x500	618350
Open gables	1830x600	618360
Open gables	2180x300	621830
Open gables	2180x400	621840
Open gables	2180x500	621850
Open gables	2180x600	621860
Open gables	2480x300	624830
Open gables	2480x400	624840
Open gables	2480x500	624850
Open gables	2480x600	624860

Parts/accessories (Width x Height)

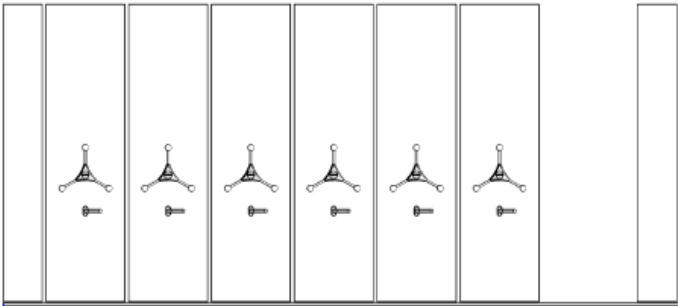
Name	Size	Art no.	Name	Art no.
Back white	1000x1830	653181	Mounting bracket*	690150
Back white	800x1830	653188	Wall mount	690160
Back white	1000x2180	653211	Support bracket, wire 30**	690300
Back white	800x2180	653218	Support bracket, wire 40**	690400
Cross brace 100		690100	Support bracket, wire 50 reinforced**	690501
Cross brace 120		690120	Support bracket, wire 60 reinforced**	690601

*2 mounting brackets per gable pair.
 **2 support bracket wires per shelf.

Dimensions: Width x Height x Depth

Compact archive Steel

Robust archive for efficient storage of large volumes. Compact, robust and easy-working. Gables and shelves in steel can handle high loads, 50–120 kg per shelf at widened load. If necessary, the archive can be customised for even greater weight. Choose between steering wheel, power steering or handle.



Compact Archive with steering lock for added security.



Steering wheel-driven compact archive that can be customised to the customer's needs.

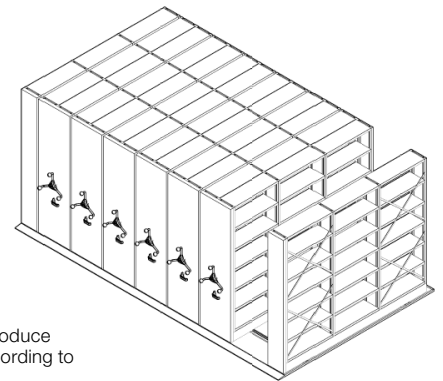


A flexible compact archive in lacquered steel sheet that can be customised to the different formats archived, ex A4 or standing A4.

The height, width or length can be adjusted and designed as needed.



Compact archives can also be built in two floors.



We are happy to help you produce drawings and proposals according to your needs or conditions.

Contact TreCe for more information.

Note that the colour reproduction in the catalog may differ from physical products.


CombiLine

Worktops

High pressure laminate, 23 mm standard work tops coated with high pressure laminate and 2 mm airtec-lipping*. MFC laminate 22 mm standard worktops have an outer paper layer coated with an impregnated paper and a finish of aluminium particles for extra protection against wear. 2 mm matching airtec-lipping.

Airtec-lipping, also known as laser edging, provides an almost invisible joint between the worktop and edging strip. Thus provides a higher protection against water and heat. This new technology is glue-free, which results in a lower environmental impact.

Worktops High pressure laminate, Formica Collection Colours and Woods




White
(F1040)




Beech
(F2726)



Birch
(F7555)



Oak
(F7603)




Ash
(F1004)



Light grey
(F7927)



Grey
(F7912)



Anthracite
(F2297)



Black
(F2253)



Olive
(F5343)

Name	Colour	Art no.
Laminate - 390 mm depth	White F1040	821003
Laminate - 390 mm depth	Beech F2726	822003
Laminate - 390 mm depth	Birch F7555	824103
Laminate - 390 mm depth	Oak F7603	826003
Laminate - 390 mm depth	Ash F1004	828073
Laminate - 390 mm depth	Light grey F7927	828013
Laminate - 390 mm depth	Grey F7912	828003
Laminate - 390 mm depth	Anthracite F2297	828033
Laminate - 390 mm depth	Black F2253	828023
Laminate - 390 mm depth	Olive F5343	828083
Laminate - 600 mm depth	White F1040	821001
Laminate - 600 mm depth	Beech F2726	822001
Laminate - 600 mm depth	Birch F7555	824101
Laminate - 600 mm depth	Oak F7603	826001
Laminate - 600 mm depth	Ash F1004	828071
Laminate - 600 mm depth	Light grey F7927	828011
Laminate - 600 mm depth	Grey F7912	828001
Laminate - 600 mm depth	Anthracite F2297	828031
Laminate - 600 mm depth	Black F2253	828021
Laminate - 600 mm depth	Olive F5343	828081

Name	Colour	Art no.
Laminate - 760 mm depth	White F1040	821002
Laminate - 760 mm depth	Beech F2726	822002
Laminate - 760 mm depth	Birch F7555	824102
Laminate - 760 mm depth	Oak F7603	826002
Laminate - 760 mm depth	Ash F1004	828072
Laminate - 760 mm depth	Light grey F7927	828012
Laminate - 760 mm depth	Grey F7912	828002
Laminate - 760 mm depth	Anthracite F2297	828032
Laminate - 760 mm depth	Black F2253	828022
Laminate - 760 mm depth	Olive F5343	828082
Laminate - 820 mm depth	White F1040	821004
Laminate - 820 mm depth	Beech F2726	822004
Laminate - 820 mm depth	Birch F7555	824104
Laminate - 820 mm depth	Oak F7603	826004
Laminate - 820 mm depth	Ash F1004	828074
Laminate - 820 mm depth	Light grey F7927	828014
Laminate - 820 mm depth	Grey F7912	828004
Laminate - 820 mm depth	Anthracite F2297	828034
Laminate - 820 mm depth	Black F2253	828024
Laminate - 820 mm depth	Olive F5343	828084

Note that the colour reproduction in the catalog may differ from physical products.

Worktops MFC laminate



White
(6458BS)




Light grey
(U12188)




Anthracite
(U12011)

Name	Colour	Art no.
Worktop - 390 mm depth	White U6458	829003
Worktop - 390 mm depth	Light grey U12188	829103
Worktop - 390 mm depth	Anthracite U12011	829203
Worktop - 600 mm depth	White U6458	829001
Worktop - 600 mm depth	Light grey U12188	829101
Worktop - 600 mm depth	Anthracite U12011	829201
Worktop - 760 mm depth	White U6458	829002
Worktop - 760 mm depth	Light grey U12188	829102
Worktop - 760 mm depth	Anthracite U12011	829202
Worktop - 820 mm depth	White U6458	829004
Worktop - 820 mm depth	Light grey U12188	829104
Worktop - 820 mm depth	Anthracite U12011	829204


Worktops Veneer



Beech Veneer



Birch Veneer



Oak Veneer

Name	Colour	Art no.
Veneer - 390 mm depth	Beech	823003
Veneer - 390 mm depth	Birch	825003
Veneer - 390 mm depth	Oak	827003
Veneer - 600 mm depth	Beech	823001
Veneer - 600 mm depth	Birch	825001
Veneer - 600 mm depth	Oak	827011
Veneer - 760 mm depth	Beech	823002
Veneer - 760 mm depth	Birch	825002
Veneer - 760 mm depth	Oak	827012
Veneer - 820 mm depth	Beech	823004
Veneer - 820 mm depth	Birch	825004
Veneer - 820 mm depth	Oak	827014

Worktops Rounded corners

Please note preferred radius of all corners when ordering.

Name	Radius	Art no.
Rounded corners	Min. radius 100	820010

High pressure laminate: 23 mm standard work-tops with high pressure laminate and 2 mm matching airtec-lipping.

- Formica Collection Colours
- Formica Collection Woods

MFC laminate: 22 mm standard worktops have an outer paper layer coated with an impregnated paper and a finish of Aluminium particles for extra protection against wear. 2 mm matching airtec lipping.

Veneer: 22 mm clear lacquered beech, birch or oak veneered chip-board with 2 mm solid lipping.

Airtec lipping: Airtec lipping, also known as laser edging, provides an almost invisible joint between the worktop and edging strip. Thus provides a higher protection against water and heat. This new technology is glue-free, which results in a lower environmental impact.

Inserts: Powder coated steel insert, available in white or black.

- Round with diameter 110, 250 or 400 mm.
- Square 250x250 mm or 350x350 mm.
- Slim 340x40 mm.

Lid for insert: Powder coated steel. Available for round inserts with diameters 250 and 400 mm.

Inserts: Stainless steel, integrated ring in worktop

- Round 250 mm in diameter.

Lid for insert: Compact laminate, folded in / integrated into ring, thickness 6 mm

- Round 250 mm in diameter with knob.
- Compact laminate, Formica F2297 (anthracite) alt. F1040 (white).

Inserts and lids, see page 147.

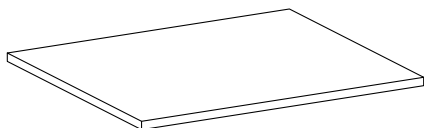
Contact TreCe if you want worktops in other high-pressure materials or other materials such as Valchromat.

Dimensions: Width x Height x Depth.

NCS refers to product lacquered in any optional NCS colour.

CombiLine

Accessories



Shelves, Depth 370 mm (Width x Depth)

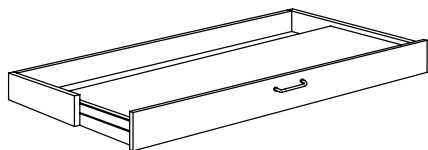
Name	White	NCS	Beech	Birch	Oak
30/370	841916	849916L	843916	845916	847916
60/370	831921	839921L	833921	835921	837921
80/370	831923	839923L	833923	835923	837923
90/370	831922	839922L	833922	835922	837922

Shelves, Depth 570 mm (Width x Depth)

Name	White	NCS	Beech	Birch	Oak
30/570	821913	829913L	823913	825913	827913
60/570	821914	829914L	823914	825914	827914
80/570	821916	829916L	823916	825916	827916
90/570	821915	829915L	823915	825915	827915

Tempered Glass shelf, Depth 370 mm, 6 mm (Width x Depth)

Name	Art no.
60/370	840941
80/370	840942
90/370	840943




Pull-out shelf, wall

Name	White	NCS	Beech	Birch	Oak
U2 60	811911	819911L	813911	815911	817911
U3 90	811912	819912L	813912	815912	817912



Wooden doors Width/number of shelves

Name	White	NCS	Beech	Birch	Oak
30/1 (one)	841918	849918L	843918	845918	847918
30/2 (one)	831972	839972L	833972	835972	837972
30/3 (one)	831973	839973L	833973	835973	837973
30/4 (one)	831974	839974L	833974	835974	837974
30/5 (one)	831975	839975L	833975	835975	837975
60/1 (pair)	831940	839940L	833940	835940	837940
60/2 (pair)	831941	839941L	833941	835941	837941
60/3 (pair)	831942	839942L	833942	835942	837942
60/4 (pair)	831947	839947L	833947	835947	837947
60/5 (pair)	831943	839943L	833943	835943	837943
80/1 (pair)	831983	839983L	833983	835983	837983
80/2 (pair)	831949	839949L	833949	835949	837949
80/3 (pair)	831987	839987L	833987	835987	837987
80/4 (pair)	831992	839992L	833992	835992	837992
80/5 (pair)	831993	839993L	833993	835993	837993
90/2 (pair)	831944	839944L	833944	835944	837944
90/3 (pair)	831945	839945L	833945	835945	837945



Glass doors Width/number of shelves

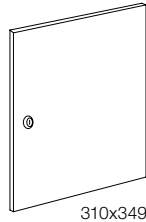
Name	White	NCS	Beech	Birch	Oak
30/2 (one)	831957	839957L	833957	835957	837957
60/2 (pair)	831951	839951L	833951	835951	837951
60/3 (pair)	831952	839952L	833952	835952	837952
60/4 (pair)	831958	839958L	833958	835958	837958
60/5 (pair)	831953	839953L	833953	835953	837953
80/2 (pair)	831960	839960L	833960	835960	837960
80/3 (pair)	831995	839995L	833995	835995	837995
80/4 (pair)	831996	839996L	833996	835996	837996
80/5 (pair)	831997	839997L	833997	835997	837997
90/2 (pair)	831954	839954L	833954	835954	837954

* Price via quote. Contact TreCe for more information.

If you would like tempered glass, contact TreCe

Dimensions: Width x Height x Depth.

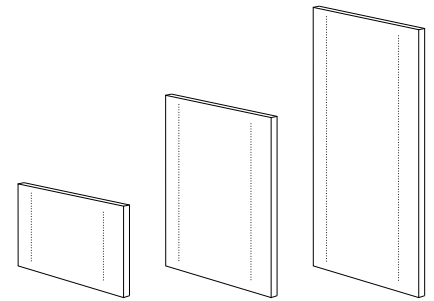
NCS refers to product lacquered in any optional NCS colour.



310x349

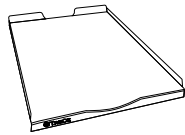
Door (Fits Combi shelf)

Name	White	NCS	Beech	Birch	Oak
Door incl. lock	841915	849915L	843915	845915	847915
Door incl. handle	841918	849918L	843918	845918	847918
Door incl. knob	841917	849917L	843917	845917	847917



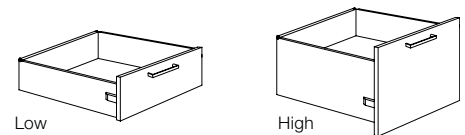
Partition panel, fits width 605, 800 and 900 mm

Name	White	NCS	Beech	Birch	Oak
Partition panel 371	811913	819913L	813913	815913	817913
Partition panel 723	801912	809912L	803912	805912	807912
Partition panel 1075	801915	809915L	803915	805915	807915



Mail shelves (Incl. mounting fitting)

Name	Colour	Size	Art no.
Mail shelf, acrylic	Transparent	267 mm	810919
Mail shelf, steel	White	267 mm	810927
Mail shelf, steel	Black	267 mm	810918



Low


High

Drawer low, 70% expansion, depth 570 mm (Max 30 kg/drawer)

Name	White	NCS	Beech	Birch	Oak
Low 30/570	831702	839702L	833702	835702	837702
Low 60/570	831703	839703L	833703	835703	837703
Low 80/570	831705	839705L	833705	835705	837705

Drawer high, 70% expansion, depth 570 mm (Max 30 kg/drawer)

Name	White	NCS	Beech	Birch	Oak
High 60/570	831704	839704L	833704	835704	837704
High 80/570	831709	839709L	833709	835709	837709



Expo shelf (Incl. mounting fitting)

Name	Art no.
Expo shelf, white, powder-coated steel	840928
Expo shelf, black, powder-coated steel	840929

Drawer low, 100% expansion, Depth 570 mm (Max 35 kg/drawer)

Name	White	NCS	Beech	Birch	Oak
Low 30/570	831720	839720L	833720	835720	837720
Low 60/570	831721	839721L	833721	835721	837721
Low 80/570	831722	839722L	833722	835722	837722

Pull-out shelf, Wall

Name	White	NCS	Beech	Birch	Oak
U2 60	811911	819911L	813911	815911	817911
U3 90	811912	819912L	813912	815912	817912

Drawer high, 100% expansion, Depth 570 mm (Max 65 kg/drawer)

Name	White	NCS	Beech	Birch	Oak
High 60/570	831714	839714L	833714	835714	837714
High 80/570	831719	839719L	833719	835719	837719

* Price via quote. Contact TreCe for more information.

Dimensions: Width x Height x Depth.

NCS refers to product lacquered in any optional NCS colour.

Cabinet locks (incl. 2 keys)

Name	Art no.
Cabinet locks, different lock numbers	830910
Addition, identical locks	830985

If you would like other lock types, see page 77.

Master key


Name	Lock type	Art no.
Master key	Cabinet locks	840913

Stuff and bag holder

Name	Size	Art no.
Stuff cork box	90x44x347	890101
Stuff shelf cork box	97x80x350	890201
Bagholder, mobile	Ø 35 mm	830880



Grip handles Edge, addition



Handles, standard

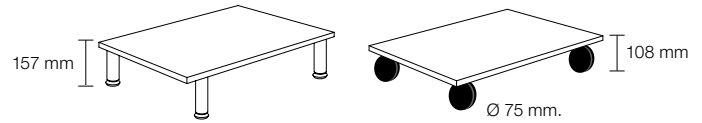
Grip handles Edge

Name	Size	Material	Art no.
Grip handles Edge*	40 mm	Stainless steel look	850322
Grip handles Edge*	40 mm	Black, brushed	850320
Grip handles Edge*	40 mm	White, lacquered	850321

Handles, standard

Name	Size	Stainless steel look	Black	White
Handles*	c/c 128 mm	850304	850302	850303

* Stainless steel handles as standard, if you would like black or white please specify when ordering. If you would like other handles please contact TreCe.



Stainless adjustable legs. If you would like other legs/wheels contact TreCe.

Load capacity per wheel: 100 kg
Material: black, rubber surface.
2 wheels have brakes.

Leg set, Height 157 mm, Depth 370 mm (Incl. base plate)

Name	White	NCS	Beech	Birch	Oak
30/370	841936	879936L	843936	845936	877936
60/370	841937	879937L	843937	845937	877937
80/370	841940	879940L	843940	845940	877940

Leg set, Height 157 mm, Depth 570 mm (Incl. base plate)

Name	White	NCS	Beech	Birch	Oak
30/570	841931	879931L	843931	845931	877931
60/570	841932	879932L	843932	845932	877932
80/570	841939	879939L	843939	845939	877939
90/570	841933	879933L	843933	845933	877933

Wheel set, Height 108 mm, Depth 570 mm (Incl. base plate)

Name	White	NCS	Beech	Birch	Oak
30/570	841921	879921L	843921	845921	877921
60/570	841922	879922L	843922	845922	877922
80/570	841926	879926L	843926	845926	877926
90/570	841923	879923L	843923	845923	877923

If you would like other wheels, contact TreCe.



Knobs, standard

Name	Size	Stainless steel look	Black	White
Knob*	ø 19 mm	850313	850312	850314

* Stainless knobs as standard, if you would like black or white please specify when ordering. If you would like other handles please contact TreCe.

Specifications

Space

Space

MFC laminated surfaces within Space have a chip core, with the exception of some shelves. Back, frame and edging strip have matching colours unless otherwise stated.

Fronts, Shoe shelf, Open shelf/Bench and Storage box open/Flower box have an MDF core. Textiles at an additional cost.

Frame incl. plinth

Thickness 16 mm, 0.8 mm straight ABS-lipping.

- MFC laminate, white.
- Lacquered, any NCS-colour.
- Double module, width 790 mm
- Single module, width 395 mm

Back

Thickness 16 mm, MFC laminate in- and out. Lacquered when choosing any NCS-colour.

Plinth

Each unit has its own setback plinth, front and rear, with 4 adjustable feet, (Plinth height 143 mm.)

Leg stand

Leg stand in steel with adjustable feet, 4 legs. Delivered not fitted to cabinet, leg stand must be adjusted in height before cabinet is lifted on.

- Leg stand double fits Space double.
- Leg stand triple fits 1x Space double + 1x Space single.
- Leg stand height 143 mm.
- Available in 11 RAL colours.

Fronts

Seamless fronts, thickness 16 mm

- Lacquered MDF, any NCS colour

Inside dimensions:
 Space door low: W363 x H424 x D454 mm.
 Space door middle: W363 x H573 x D454mm.
 Space door high: W363 x H864 x D454 mm.

Drawers

Drawers have soft closing. Extension capacity of 100%, maximum weight 35 kg.

- Drawers with railings or with elevated sides.

Doors to Space recycling units and Space counter

- With push open

Seat module with hatch door

Opens downwards with gas spring.

- Milled-in handle. Are powder coated white as standard. Can be painted in any RAL colour at an additional cost.

Cushions and fabric are additional

Shoe shelf, Open shelf/Bench and Storage box open/Flower box

Thickness 16 mm.

- Lacquered MDF, any NCS colour.
- Modules aligned with fronts.
- Plant pot can be combined with plastic box 19L.
- Accessories: Seat cushion

Double doors Wardrobes

With milled-in handles. Are as standard powder coated, white. It can be painted in any RAL colour at an additional cost.

Mail inlet

Powder-coated steel, White (RAL 9010). Opening 290x20 mm. Mail inlet has an angled steel lip on the inside of the door.

Hinges

- Self closing concealed hinges with integrated soft closing.
- Doors are right-hung as standard.

Shelves, fixed

Shelves mounted with milled-in connection fittings that are secured with screws.

- Shelves for lockers have a chip core
- Shelves for wardrobes have a lamellar wood core.

Shelves, removable for personal storage

The shelf is recessed in the front edge. Mounted with milled shelf brackets, movable according to drill division c/c 32 mm.

Shelves, movable for storage

Installed with milled shelf brackets, removable according to drill division c/c 32 mm.

- 363 - 371 mm has chip core thickness of 16 mm
- 755 mm has laminated core with pine wood thickness 19 mm, max weight 120 kg.

Cover panels/Top cover panels

Thickness 16 mm.

- Lacquered MDF, any NCS colour.

Top cover in compact laminate

Thickness 10 mm

- F2255, white
- F2297 anthracite
- F5343 olive grey

Inlets for top cover, compact laminate

- Inlets square B220 x D220 mm
- Inlet custom, max. size B220 x D260 mm

Accessories

Space shelf insert, clothes rail, carpet, clothes hook, anchor hook, mirror and cork box Stuff.

Cabinet locks

Robust cabinet locks with master key system, individual lock numbers and 2 keys as standard. Identical locks are available at extra cost.

Lock types

Different types of locks and fittings are available for doors, such as electronic RFID locks, code locks, cabinet locks, padlock fittings and push-to-open. For network-based locks contact TreCe for individual advice.

General care instructions

Metal

Wipe with a slightly damp, soft lint-free cloth and mild detergent. Always wipe dry with a dry cloth. Never use solvents on painted metal nor any abrasive cleaners/ materials.

Wood

Wood is a living material and is affected for example by seasons, heat and humidity. Direct sunlight will give surfaces permanent colour and light differences. To avoid colour shifts, all surfaces should be exposed to equal amounts of light.

Normal/daily cleaning:

Dust dry and clean with mild soap solution or mild hand washing-up liquid. Wipe dry with a dry cloth. Never use strong detergents, solvents or products containing abrasives. Remove all stains as soon as possible and wipe the surface dry after cleaning.

Note! Use a minimum amount of water.

General info

Mounting

All modules are factory mounted. Worktops/ Cover panels/Top cover panels are mounted on site.

Warranty

We provide a 5 year factory warranty on Space. Other products, contact TreCe.

Cabinet locks

Robust cabinet locks with master key system, individual numbers with 2 keys as standard. Identical locks available to addition.

Contact TreCe for customisation of selected product.

Specifications

CombiLine

CombiLine

MFC laminated and lacquered surfaces within CombiLine have a chip core, with the exception of some shelves. Back, frame, doors and edge strips have the same colour/wood as other parts as standard, unless otherwise stated.

Frame

Thickness 19 mm, 0.8 mm straight ABS-lipping.

- MFC laminate white, beech, birch and oak.
- Lacquered available in any NCS-colour.

Back

Thickness 12 mm, laminate inside and outside.

Plinth

Every module has its own front and back plinth with 4 adjustable feet (does not apply to recycling units with loading ramps). Plinth 157 mm. Can be replaced with;

- Bottom plate with adjustable stainless steel legs, height 157 mm.
- Bottom plate with lockable wheels, height 104 mm.

Doors

Thickness 16 mm, 2 mm straight ABS-lipping.

- White lacquered UV-treated MFC laminate (NCS S 0500-N), or MFC laminate in beech/birch/oak.
- Lacquered in any NCS colour.
- Self closing concealed hinges with integrated soft closing (does not apply to products with aximat hinges with 180° opening).
- Single doors are right-hung as standard.

Drawer fronts

Drawer front, low: 173 mm

Drawer front, high: 349 mm

Thickness 16 mm, 2 mm straight ABS-lipping.

- White lacquered UV treated MFC laminate (NCS 0500-N) and MFC laminate in beech/birch/ oak.
- Lacquered available in any NCS-colour.

Drawers

Drawers with depth 570 mm have soft closing.

- Extension 70%, max 30 kg.
- Extension 100%, max 35 kg (excl. recycling units).
- Extension 100%, max 65 kg.

Shelves

All shelves are adjustable and mounted with milled-in shelf support. Drill division c/c 32 mm.

- 310 – 605 mm have a chip core.
- 800 – 900 mm have a pine lamellar core.

Recycling unit

MDL60/MD60/MDH60/MD65/MD70

The bottom plate is equipped with an access ramp in stainless steel.

- Doors with aximat hinges for 180 degree

opening for easy access to recycling containers.

Mail shelves

Adjustable with pull-out function and mounting strip, subdivision c/c 96 mm.

- Mail shelves in acrylic have integrated name slots.
- Mail shelves in powder coated steel white or black are available as an addition.

Steel doors mail sorting

White powder coated steel. Shelves inside in the same material as frame, 19 mm.

- Including lock and 2 keys with individual lock number.
- Inlet 22 mm. Open door gives a free space of 90 mm.

Wall modules

White lacquered mounting strip in steel is included for all wall modules.

Lock types

Cabinets locks, padlock fittings, code locks and RFID-locks (EM & Mifare). For network-based locks contact TreCe for individual advice.

Fitting pieces/Cover panels

Available as accessories in the same colour/ material as frame. Width, height and depth adapted to your requirements.

Handles

Stainless steel bow handles as standard, if you would like black or white handles, please not on order.

- Standard handles c/c 128 mm.
- Grip handles 40 mm.

Work tops

High pressure laminate: 23 mm standard work-tops with high pressure laminate and 2 mm matching airtec-lipping.

- Formica Collection Colours
- Formica Collection Woods

MFC laminate: 22 mm standard worktops have an outer paper layer coated with an impregnated paper and a finish of Aluminium particles for extra protection against wear. 2 mm matching airtec-lipping.

Veneer: 22 mm clear lacquered beech, birch or oak veneered chipboard with 2 mm solid lipping.

Airtec-lipping: Airtec-lipping, also known as laser edging, provides an almost invisible joint between the worktop and edging strip. Thus provides a higher protection against water and heat. This new technology is glue-free, which results in a lower environmental impact.

Inserts: Powder-coated steel insert, available in white or black.

- Round with diameter 110, 250 or 400 mm.
- Square 250x250 mm or 350x350 mm.
- Slim 340x40 mm.

Lid for insert: Powder-coated steel. Available for round inserts with diameters 250 and 400 mm.

Inserts: Stainless steel, integrated ring in worktop

- Round 250 mm in diameter.

Lid for insert: Compact laminate, folded in / integrated into ring, thickness 6 mm

- Round 250 mm in diameter with knob.
- Compact laminate, Formica F2297 (anthracite) alt. F1040 (white).

General care instructions

Metal

Wipe with a slightly damp, soft lint-free cloth and mild detergent. Always wipe dry with a dry cloth. Never use solvents on painted metal nor any abrasive cleaners/ materials.

Wood

Wood is a living material and is affected for example by seasons, heat and humidity. Direct sunlight will give surfaces permanent colour and light differences. To avoid colour shifts, all surfaces should be exposed to equal amounts of light.

Normal/daily cleaning:

Dust dry and clean with mild soap solution or mild hand washing-up liquid. Wipe dry with a dry cloth. Never use strong detergents, solvents or products containing abrasives. Remove all stains as soon as possible and wipe the surface dry after cleaning.

Note! Use a minimum amount of water.

General info

Mounting

All modules are factory mounted. Worktops/ Cover panels/Top covers are mounted on site.

Warranty


We provide a 5 year factory warranty on CombiLine. Other products, contact TreCe.

Cabinet locks

Robust cabinet locks with master key system, individual numbers with 2 keys as standard. Identical locks available to addition.

Contact TreCe for customisation of selected product.

TreCe's sustainability work



How we work and what we do

We want to develop products with eco-respect, responsible supply chains and circular life. However, we know that change doesn't happen overnight, but simple and small actions do make a difference. Doing something is always better than nothing! Join us in our circular transition that is filled with opportunity.

We create room for sustainable actions.

In decision making, in projects or when discussing a matter, we make sure sustainability is present. We work continuously to raise awareness among our employees, customers and suppliers.

We are changing to new and better materials.

We're on the look-out for materials that are renewable, recycled, fast-growing, locally sourced and with a low carbon footprint. We are keen to change when we can.

We have a life cycle perspective

We give our products circular life with recycled materials, great lasting quality and smart design. This means they are easy to repair, reuse and recycle. We also test our products at a laboratory and have a generous warranty.

We want to work with responsible suppliers that we all can trust

We want to make sure that our suppliers are trustworthy to both their employees and surrounding environment. That's why we do frequent check-ups, risk analysis and evaluation through out the supply chain. Our goal is to have a supply chain with high transparency and low risk.

Made in Sweden

Our products are manufactured in Sweden, and we are focusing on moving our supply chain closer and closer.

Why choose TreCe?

From idea to reuse, in decision and action, this is where we create new conditions and opportunities for sustainable development and circularity. We want to make it easy for our customers to make sustainable choices, and together we can achieve the vision of a sustainable future. Join us in our circular transition

Here are some reasons to choose us:

- 174 unique products approved by Möbelfakta
- We are certified according to ISO 14001 and 9001
- We support the UN's Global Sustainability Goals 2030
- We have the sustainability information in our product sheets
- We have sustainability goals and policies
- We use recycled materials
- We keep track of our suppliers in the supply chain
- We require the supply chain to operate in accordance with our Code of Conduct
- We offer circular solutions
- Production in Sweden
- We aim to continuously reduce our ecological footprint



We support the Sustainable Development Goals

We want and will actively contribute to achieving the Global Goals for 2030 and to limiting global warming to well below two degrees by 2050. We have selected 5 goals that reflect our activities and where we have the best opportunity to influence, these goals we will have as a starting point in our future work over the next 10 years.



Approved Möbelfakta products

An approved product gives us and our customers security and reassurance that the product meets the requirements for the environment, quality and social responsibility. Möbelfakta is a complete reference and labelling system for furniture owned by IVL Swedish Environmental Institute and Trä- och Möbelföretagen, TMF. Möbelfakta serves as a tool for sustainable choices and is for producers, purchasers, designers, architects, and others who use or work with furniture.



TreCe is certified according to

ISO 9001: 2015 and ISO 14001: 2015

ISO 14001 is an environmental management system that aims to improve and rationalise environmental work. Through environmental impact assessment, environmental goals and routines, an active environmental work is created, which in turn reduces our ecological footprint.

ISO 9001 shows that we work both internally and externally with continuous improvements, routines and monitoring that ensures the quality of our products and services. In short, that our customers and partners always get the best possible reception and service.

Read more about how we work with sustainability on our website.

<https://trece.se/en/sustainability/>

Terms and conditions

We reserve the right for any design changes and reservation for printing errors.

All products are delivered FCA (our warehouse) according to Incoterms 2010 unless otherwise agreed. Some products are delivered unassembled. Costs for packaging, EUR pallets and pallet collars will be added.

Payment terms: 30 days after approved credit check unless otherwise agreed. Delivered products remain our property until full payment is made.

Transport: In the case of visible damage or incomplete delivery, this must be reported immediately to the transport company and noted on the consignment note. The freight forwarder confirms the listing with his signature. Damage that is not visible upon receipt is reported to the transport company as soon as possible, but no later than 6 working days from the date of receipt.

Complaints: Complaints and incorrect deliveries must be reported within 6 days of receipt. In the case of wrongly ordered product, 50% of the purchase price is deducted as a return charge, return shipping will be added. According to order, correctly delivered worktops and customized products are not refunded. All products lacquered in any NCS/RAL colour are classified as special products.

Warranty: The warranty is valid from the delivery date of the product. Invoice/order number must be provided for the warranty to be valid. The warranty does not apply to products that have been stored or assembled incorrectly, used in an inappropriate or improper manner, altered in appearance/function or cleaned with an incorrect cleaning method or cleaning products. The warranty does not cover shipping damage, normal wear and tear, scratches, marks or damage caused by impact or accident. The warranty does not cover products that have been placed outdoors or in a damp environment, or products that have been used for purposes other than those for which they are intended.

For products intended for outdoor use, the above-mentioned humid environment does not apply, but the warranty period is halved for products installed within 200 m of a coastal environment. The warranty does not apply to outdoor products that develop surface corrosion over time as this is purely aesthetic and can be corrected with touch-up paint.

CombiLine: 5 years warranty

Space: 5 years warranty

Place: 5 years warranty

Office family: 1 year warranty

Accessories such as Recycling bins, Bag holders: 1 year warranty
Indoor recycling units - Kloss, Kite, Kite mini, Birdie, Cloud, Hold, Hold mini, Butler, Cloud, Ridge: 2 years warranty

Outdoor recycling units – Popsicle, Hightower: 2 years warranty

Clean: 2 year warranty

Soft: 2 year warranty

Wall mounted storage: 5 years warranty

Archive shelf pine: 5 years warranty

Drawing cabinet: 2 year warranty

Lock: 2 years warranty



Norrköping / Huvudkontor / Showroom

Importgatan 39
P.O. Box 6063, SE-600 06 Norrköping
Ph +46 11 21 14 80
info@trece.se
www.trece.se

Stockholm / Showroom

R40 Center
Rosenlundsgatan 40
Ph +46 8 480 027 55

Göteborg / Showroom

S8
Stampgatan 8
Ph +46 11 21 14 68

Malmö / Showroom

Djäkne 5
Djäknegatan 5
211 35 Malmö
Ph +46 11 21 14 68

Oslo / Showroom

Skøyen Designcenter
Drammensveien 130 C1, Skøyen
Ph +47 23 96 07 22