

Edition
2

PRODUCT CATALOGUE

2024



STORAGE

 TRECE






| | | |
|--------------|----------------------------------|----------|
| Index | Why choose TreCe | 5 |
| | Our designers | 8 |
| | Space | |
| | Space Personal storage | 10 |
| | Space Public storage | 12 |
| | Space Cabinet & Recycling units | 14 |
| | Office | |
| | Office | 16 |
| | CombiLine | |
| | Lockers | 18 |
| | Office shelf | 20 |
| | Wardrobe | 22 |
| | Combi shelf | 23 |
| | Magazine shelf Expo | 24 |
| | Wall cabinet/shelf | 25 |
| | Cabinet | 26 |
| | Printer cabinet | 27 |
| | Work station | 28 |
| | Copy station | 29 |
| | Mail sorting | 30 |
| | Public storage | |
| | Mail Post storage | 31 |
| | Soft Media unit | 32 |
| | Wall mounted storage | 33 |
| | Drawing cabinet | 34 |
| | Archive shelf Pine | 35 |
| | Other | |
| | References | 36 |
| | CombiLine Accessories | |
| | Inlets | 93 |
| | Worktops | 100 |
| | Accessories | 102 |
| | Specifications | 103 |
| | TreCes sustainability engagement | 105 |
| | Conditions of sale | 107 |

The colour rendering in images and colour samples can differ from reality. Contact TreCe for colour samples.

Why choose TreCe?

We are one of the leading Nordic suppliers of storage furniture. We have reached this position by developing continuously. With over forty years of experience we have together with our customers managed to collect a lot of knowledge, and through the years we have learned what works. Our long experience together with a strong innovation drive drives us forward and creates the conditions for continuously developing new storage and recycling solutions.



Design & sustainability

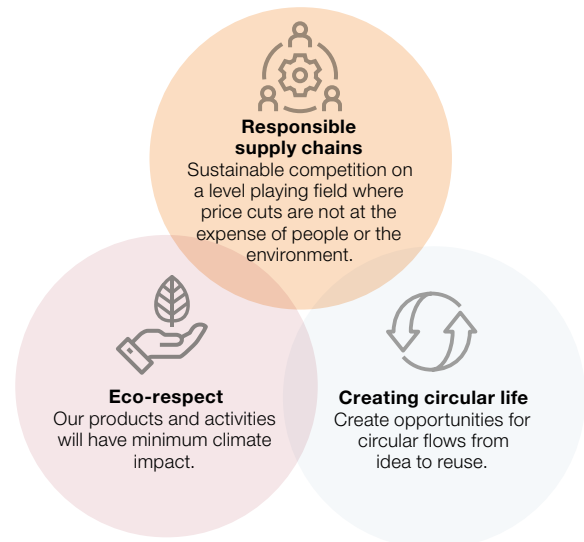
Our journey in the circular transition has begun. We want to become part of a world in balance and develop products with eco-respect, responsible supply chains and circular life.

From idea to reuse, in decision and action, this is where we create new conditions and opportunities for sustainable development and circularity.

What does this mean for us?

This means respecting ecological limits, natural resources and climate change. Supporting responsible suppliers and investing in sustainable competition on equal terms, where prices are not cut at the expense of people nor the environment. As well as giving products a circular life and creating space for circular flows, from the idea to reuse for a sustainable future.

Join us in creating the next generation of storage and recycling.



Design and method

We look at design from a broader perspective which always includes aesthetics as well as sustainability and function. The product development phase is crucial to a product's environmental impact and durability. That's why we work closely with designers and manufacturers to make informed decisions. With a life cycle perspective, we look at the climate impact throughout the product's life, from raw material extraction, production, transport, distribution, use, repair/restoration to material recycling for new products.

How we work and what we do

To develop the next generation of storage and recycling, we need to create change. But change doesn't happen overnight, but simple and small actions make a difference. Doing something is always better than nothing!

Join us in our circular transition towards a sustainable future and a circular economy to become part of a world in balance.

Read about what we do to get there on the page 105.

Cooperation is key

We think it is important with our customers' opinions because they give us valuable insights into which products we need to develop to meet market demand. When we start a project, we are therefore careful to investigate what needs exist and develop a plan for how we can solve them together. By working closely together, we can ensure that our customers' thoughts and ideas are with us from the first call to the completed project.

We are experts in storage

We are happy to share our knowledge with our customers, whether it is about flexibility and function in the modern office or smart solutions for the activity-based offices of the future. With our experience and knowledge, we create an optimal solution.

Feel free to contact us for a presentation, to find out more about how we can together create a working solution.

Our designers

At TreCe, we have designed several of our products ourselves. These have in most cases taken shape based on needs we have seen in the market but also from the input that our customers give us. We have also chosen to collaborate with other designers. This has in several cases proved to be a stroke of luck. With new input, innovative solutions and a fantastic design, we have won international awards. Cooperation is the key.



Our designers

Kauppi & Kauppi

Kauppi & Kauppi is a design duo working with furniture, lighting and industrial design - from large spatial objects down to objects in the scale of the hand. Nina and Johan have their roots in the south and north of Sweden and both have a Master's degree in Design from HDK, the Academy of Art and Design at the University of Gothenburg.

Kauppi & Kauppi's close collaborations with manufacturers have been recognized with several national and international design awards.



Bernstrand & Borselius

The two designers, Thomas Bernstrand and Stefan Borselius, have been working together for 8 years, but both have been in the industry considerably longer.

Bernstrand and Borselius have been running their own design offices for over 20 years, specializing in furniture and interior design. Bernstrand in Stockholm and Borselius in southernmost Skåne. Over the years, they have worked with several prestigious companies together and separately. Last year, they jointly launched a collaboration with TreCe.

Jangir Maddadi

Jangir is passionate about creating objects with a strong identity. Every millimetre of his design is contemplated. Each object has its own history. Every product he creates is a beautiful, functional sculpture. He strives to design meaningful products that live on from generation to generation.

One ambition is to always create innovative and sustainable products that are functional, beautiful and completely independent of trends. Products that are neither modern nor classic, they are timeless.



Annica Doms

Educated at Luleå University of Technology. Annica's Master degree project, Kite Bin for TreCe, has been awarded the Red Dot Design Award and the German Design Award. Today, Annica is a design consultant at Studio Doms.

The collaboration with TreCe is based on relevant and well-thought-out design that supports every function, inspired by functional design from the past.



David Doms

Designer and founder of Studio Doms. David has a master's degree in industrial design from Luleå University of Technology and has also studied lighting and luminaire design.

Studio Doms was started in 2010 and the company is today active in the areas of furniture design, product design, design strategy and graphic design.

Ebba Hellberg & Sigrid Ljungström

A contributing factor to TreCe's continuous development of innovative design solutions is our recurring collaborations with design students. Recycling unit Cloud is a well-priced example, developed together with Chalmers students Ebba Hellberg and Sigrid Ljungström.

Cloud has quickly developed into a product family and recently won first prize in the German Design Award 2019, Excellent Product Design in the category office furniture / environmental sorting.





Space


Personal storage

Design | TreCe

Flexible modules designed for both personal and general storage in offices and public environments. Space is easy to integrate thanks to its cohesive and thoughtful design. Well-crafted details such as doors in a seamless design, shoe shelves, and benches that complement with fronts create a seamless and stylish atmosphere. This is also reflected in the fact that Space is a sustainable choice, as it is approved according to Möbelfakta, made from sustainable materials, manufactured with social responsibility, and quality tested at RISE.

Choose from various heights of frames and fronts. Frames in standard white or painted in any NCS color of your choice. Doors in painted MDF, any NCS color of your choice, oak, and ash laminate with a seamless design. Open frames such as clothing storage, benches, shoe shelves, etc., are available in painted NCS color of your choice as well as in oak and ash laminate. Explore the entire Space series, which includes personal and communal storage, wardrobes, seating modules, cabinets, recycling units, and more.

[More info →](#)



Olive NCS/RAL 6013



Space

Public storage

Design | TreCe

Flexible modules designed for both personal and communal storage in offices and public spaces. Space is easy to integrate thanks to its consistent and thoughtful design. Well-crafted details such as fully covered doors, shoe shelves, and benches with front panels create a seamless and stylish ambiance. This is also reflected in the sustainability of Space, as it is approved according to Möbelfakta, made from durable materials, produced with social responsibility, and quality tested at RISE.

The modules in the Space series are created to fit together, allowing your imagination to flow freely as you assemble your unique solution. Choose from various heights for frames and fronts. Frames in standard white or painted in any NCS color of your choice. Doors in painted MDF, any NCS color of your choice, oak and ash laminate with a fully covered design. Open frames such as clothing storage, benches, shoe shelves, etc., are available in painted NCS color of your choice, as well as in oak and ash laminate. Explore the entire Space series, which includes personal and communal storage, wardrobes, seating modules, cabinets, recycling units, and more.

More info →





Space

Cabinet & Recycling unit

Design | TreCe

Flexible modular design designed for both personal and communal storage in offices and public spaces. Space is easy to integrate thanks to its cohesive and thoughtful design. Well-crafted details such as doors with seamless design, shoe shelves, and benches that enliven with fronts create a seamless and stylish feeling. This is also reflected in the fact that Space is a sustainable choice as it is approved according to Möbelfakta, consists of sustainable materials, is manufactured with social responsibility, and quality-tested at RISE.

The modules in the Space series are designed to fit together, so you can let your imagination run wild as you build your unique solution. Choose between frames in white laminate or lacquered in any NCS colour. Doors in lacquered MDF, any NCS colour, which has a comprehensive design. Fronts are also available in oak and ash laminate. There are five complete modules for waste sorting and eight complete cabinets for the office's common storage. Explore the entire Space series, including personal and public storage, wardrobes, seating modules, cabinets, recycling units, and more.

More info →





Office

Design | TreCe

Office is a product family designed to meet the needs of the modern office. Smart solutions that focus on function and with a low environmental impact. Office Backpack, an office bag and backpack for those who want a bag that works both around and outside the office. organise, store and move your office supplies and laptop with Office Backpack.

Office Bag, a practical and functional office bag for the activity-based office. Several compartments for storing a laptop, binders and other things that you want available, with a practical shoulder strap. Office Sleeve, laptop case suitable for most laptop computers. Office Pouch, a practical small bag for cables, keys, USB-sticks etc.

Made from needled felt with 7% wool, 93% polyester, and with details in untreated leather.



Office Backpack




Office Bag

Office Pouch



Office Sleeve



CombiLine Lockers

Design | **TreCe**


Lockers for personal or public storage. Doors are available with different types of locks and closures. It is also possible to have doors with mail-inlets. The storage compartments are highly adaptable and fits in most spaces.

Frames and fronts are available in standard white or lacquered in any NCS colour. Choose between different heights of frame and doors. Standard widths: 310, 605 and 900 mm.

This storage series can be customised.



Wine red NCS/RAL 3005 Old pink NCS/RAL 3014 Olive NCS/RAL 6013 Pearl White NCS/RAL 1013 Frame and plinth in white laminate.



CombiLine

Office shelf

Design | **TreCe**

Shelves and cupboards for storage of large volumes. Frames and fronts are available in standard white or lacquered in any NCS colour. Choose between different sizes. Possibility to choose glass doors, glass shelves, drawers or filing drawers.

Office shelves can be easily adapted to personal and public storage with different types of locks. This series can be customised. Contact TreCe for quotation or drawing proposals.

Worktops for the lower models are also available as a supplement.



Olive NCS/RAL 6013



CombiLine Wardrobe

Design | **TreCe**

Space efficient lockable wardrobes designed to blend into the work environment. Clothes rail and hat rack always included as standard. Doors are available with different types of locks and closures.

Frames and fronts are available in standard white or lacquered in any NCS colour. Choose between different standard widths: 310, 605 and 900 mm.

This storage series can be customised.



CombiLine

Combi shelf

Design | **TreCe**

The Combi shelf, an adaptable storage unit. Build freely from floor to ceiling. Utilise the wall surface with a wall mounted combi shelf and create a unique module by freely combining together with optional accessories. The Combi shelf is available in standard white or lacquered in any NCS colour.

Worktops for the lower models are also available as a supplement.




CombiLine

Magazine shelf Expo

Design | **TreCe**

Expo has display surfaces in powder-coated steel for exposure of journals, books and reference materials. Plenty of storage space behind the display surfaces.

You choose which colour you want on your display surfaces: white or black. Mounting strip included with all wall modules. Expo is available in standard white or lacquered in any NCS colour.




CombiLine

Wall cabinet/shelf

Design | **TreCe**

Wall mounted shelves and cabinets serve as space saving alternatives or complements to our floor standing modules.

Open modules are easily supplemented with doors, dividers or mail shelves. Available in standard white or lacquered in any NCS colour. Mounting strip included all wall modules.



CombiLine Cabinet

Design | **TreCe**

Space efficient cabinets that utilise all the office space. Create your own combination. Choose between different modules, open, with doors or with drawers. Stainless steel handles included as standard.

Available in two different standard heights 880 and 1057 mm. Available in standard white or lacquered in any NCS colour.



CombiLine

Printer Cabinet

Design | **TreCe**

Printer cabinet in an ergonomic height which can easily be combined with other storage furniture in the CombiLine series. Choose between different modules, open, with doors or with drawers. Stainless steel handles included as standard.

Standard height: 704 mm. Available in standard white or lacquered in any NCS colour.



CombiLine


Work station

Design | **TreCe**

Flexible working station with great varieties and storage from both sides where one side has drawers that can withstand up to a 65 kg load with full extension and soft closing. Standing on a white powder coated sturdy steel frame. Frame and fronts in white or lacquered in any NCS colour. Worktops in white or anthracite high pressure laminate.

Stainless steel handles as standard. The working station is available in two widths, 1680 and 2480 mm.

More info →



CombiLine

Copy station

Design | **TreCe**

Ready combined stations consisting of wall cupboards, mail shelves and cabinets. Frames and fronts in standard white, worktops in anthracite high pressure laminate.

Stainless steel handles as standard. All drawers are with soft closing and can hold up to 35 kg. Drawers that can hold up to 65 kg.



CombiLine

Mail sorting

Design | **TreCe**

Complete module series for handling mail. Adjustable as needed — in height or width, on the floor or wall. Mail sorting can be supplemented with more mail shelves. Mail slots with reach-through capability makes it possible to manage mail from both sides.

Available in standard white or lacquered in any NCS colour. Mounting strip included with all wall modules.

More info →



Mail

Design | **TreCe**

Space efficient mail unit for the new era of mail sorting. Mail is available in standard white with plinth and worktop in high pressure laminate, ash or anthracite. Mail holds space for hanging folders in folio format, mail-inlet for outgoing mail, a waste unit and a drawer for office items.

Specially designed symbols and a 60-L container are included. Contact TreCe if you wish to combine your own module.

More info →



Soft

Design | **Studio Doms**

Storage unit in white pigmented ash veneer or white lacquered MDF. Both models have the same high quality on all sides and comes with robust legs in white pigmented solid ash. Made of carefully selected materials with low environmental impact where all the wood is traceable.

Available in versions of two, three and four storage units. All units are prepared for media storage, with outlets for cables and ventilation.

More info →



Wall mounted storage

Design | **TreCe**

Build your own wall mounted storage from shelves, rails and brackets.

Shelves are available in standard white. Select the desired depth and combine with wall rails or hanging rails with associated support strip. Contact TreCe if you want other material on your shelves.

More info →



Drawing cabinet

Design | **TreCe**

White laminated frame with white lacquered fronts with stainless steel handles. Drawers have rails with integrated hubs that make them easy to handle which makes the storage more functional and versatile.



Tested in accordance
with SS-EN 16121:2013
and A1:2018



Archive shelf

Pine

Design | **TreCe**


Archive shelf in massive lacquered pine. Stable construction that is easy to move and adjust.

Archive shelf pine is available as a complete start section which then can be supplemented with add-on sections. Max load 100 kg/shelf.

[More info →](#)

Selected references





Space

Personal storage



Flexible modules designed for both personal and general storage in offices and public environments. Space is easy to integrate thanks to its cohesive and thoughtful design. Well-crafted details such as doors in a seamless design, shoe shelves, and benches that complement with fronts create a seamless and stylish atmosphere. This is also reflected in the fact that Space is a sustainable choice, as products in white are approved according to Möbelfakta, made from sustainable materials, manufactured with social responsibility, and quality tested at RISE.

The modules in the Space series are created to fit together, allowing you to let your imagination flow freely when building your unique solution. Choose from various heights of frames and fronts. Frames in standard white or painted in any NCS colour of your choice. Doors in painted MDF, any NCS colour of your choice, oak, and ash laminate with a seamless design. Open frames such as clothing storage, benches, shoe shelves, etc., are available in painted NCS colour of your choice as well as in oak and ash laminate.

Explore the entire Space series, which includes personal and communal storage, wardrobes, seating modules, cabinets, recycling

units, and more. Space has a plinth as standard. For a different look, the plinth can be replaced with lacquered leg frames for an additional charge. The leg frames are available in our 11 standard colours.

Locks and Closures

We offer various types of locks and closures for our doors, such as electronic RFID locks, code locks, cabinet locks, padlock fittings, and push open. For network-based locks, please contact TreCe for personalized advice.

Accessories

For Space storage cabinets, accessories such as movable shelves, clothes rails, mirrors, hooks, mats, the cork box Stuff, and Office products are available.

Customisation

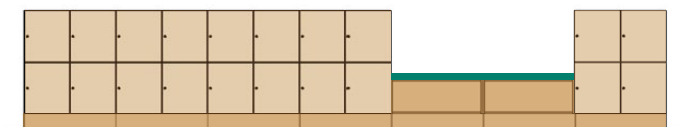

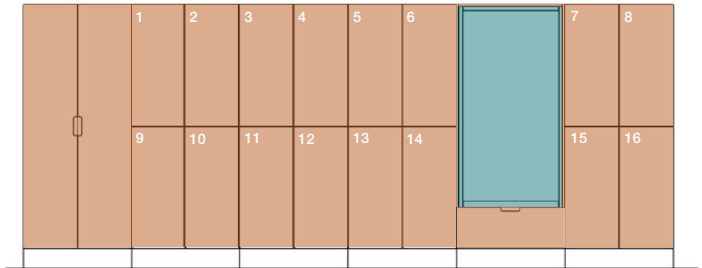
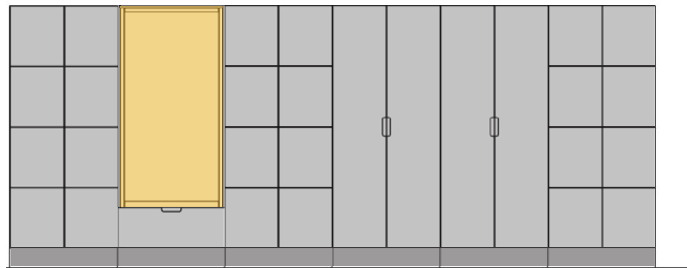
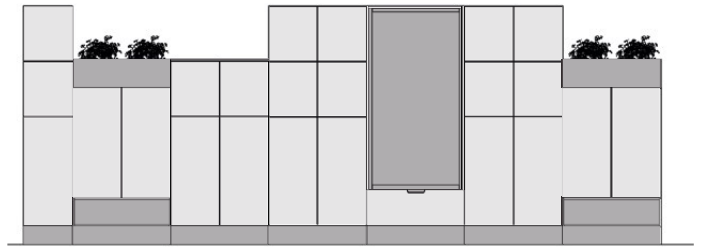
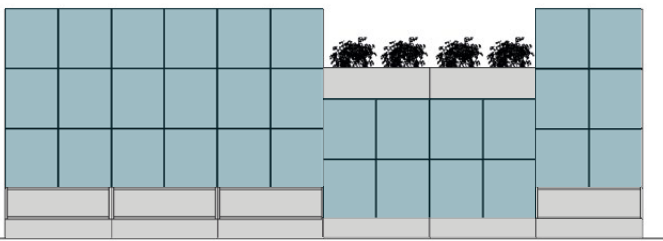
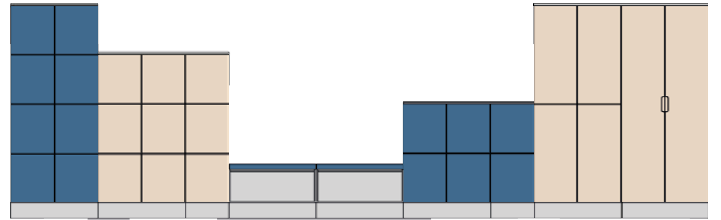
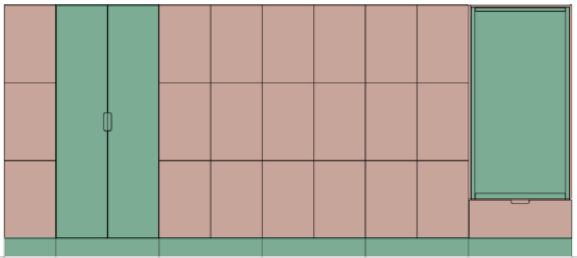
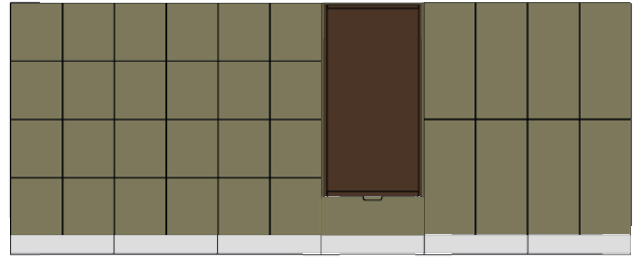
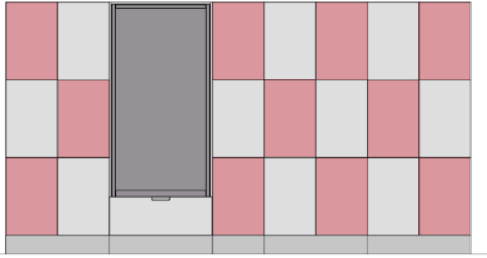
Space can be customized in both material and dimensions if you wish to put your own mark on the furniture. Contact TreCe for advice and a quote.

Reference images of both standard and customised

Reference images of both standard and customised



Space Combinations



Dimensions: Width x Height (incl. plinth). x Depth. **Frame and front:** 16 mm. **Plinth:** 143 mm.

All doors are right-hung as standard.

Complete modules - including cabinet locks

Cabinet locks: included in ready-made modules, including 2 keys.

Frames, plinths, backs, and dividers: in white direct laminate, 16 mm with 0.8 mm straight ABS edge banding.

Fronts: 16 mm lacquered MDF, NCS S 0500-N, white.

Plinth height: 143 mm.

Inside dimensions/door

Space door H446:

Single = B363 x H424 x D454 mm

Double = B371 x H424 x D454 mm

Space door H894:

Single = B363 x H864 x D454 mm

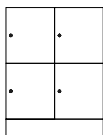
Double = B371 x H864 x D454 mm

Space door H595:

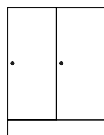
Single = B363 x H573 x D454 mm

Double = B371 x H573 x D454 mm

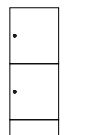
Space complete modules - Hight 1039mm



Space 1



Space 2



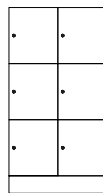
Space 7



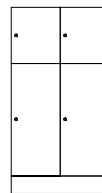
Space 8

| Name | Size | White |
|----------------------------------|--------------|--------|
| Space 1 double 1039, 4 door H446 | 790x1039x470 | 208111 |
| Space 2 double 1039, 2 door H894 | 790x1039x470 | 208112 |
| Space 7 single 1039, 2 door H446 | 395x1039x470 | 208117 |
| Space 8 single 1039, 1 door H894 | 395x1039x470 | 208118 |

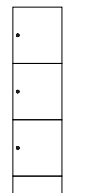
Space complete modules - Hight 1487mm



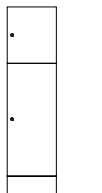
Space 3



Space 4



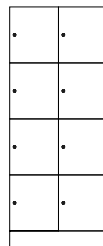
Space 9



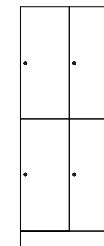
Space 10

| Name | Size | White |
|--|--------------|--------|
| Space 3 double 1487, 6 door H446 | 790x1487x470 | 208113 |
| Space 4 double 1487, 2 door H446 + 2 door H894 | 790x1487x470 | 208114 |
| Space 9 single 1487, 3 door H446 | 395x1487x470 | 208119 |
| Space 10 single 1487, 1 door H446+1 door H894 | 395x1487x470 | 208120 |

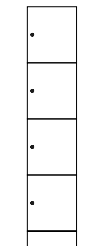
Space complete modules - Hight 1936mm



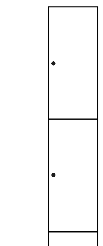
Space 5



Space 6

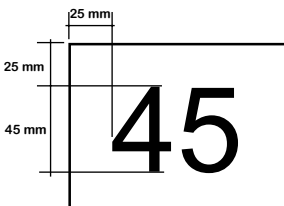


Space 11



Space 12

| Name | Size | White |
|-----------------------------------|--------------|--------|
| Space 5 double 1936, 8 door H446 | 790x1936x470 | 208115 |
| Space 6 double 1936, 4 door H894 | 790x1936x470 | 208116 |
| Space 11 single 1936, 4 door H446 | 395x1936x470 | 208121 |
| Space 12 single 1936, 2 door H894 | 395x1936x470 | 208122 |



Foiling numbers

3M high adhesive

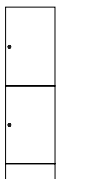
| Name | Colour | Art. no |
|----------------------------------|-----------|---------|
| Foiling numbers | Black | 810077 |
| Foiling numbers | Optional* | 810076 |
| Foiling numbers, factory mounted | | 810009 |

* any colour within standard, 3M

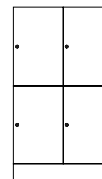
Font: Arial Regular 188pt

For other fonts or colours, please contact TreCe.

Space complete modules - Hight 1338mm



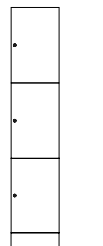
Space 15




Space 16

| Name | Size | White |
|-----------------------------------|--------------|--------|
| Space 15 single 1338, 2 door H595 | 395x1338x470 | 208125 |
| Space 16 double 1338, 4 door H595 | 790x1338x470 | 208126 |

Space complete modules - Hight 1936mm



Space 13



Space 14

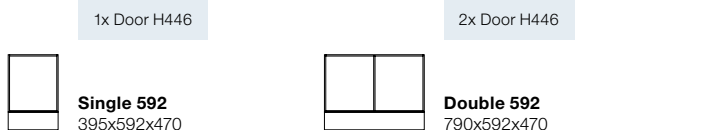
| Name | Size | White |
|-----------------------------------|--------------|--------|
| Space 13 single 1936, 3 door H595 | 395x1936x470 | 208123 |
| Space 14 double 1936, 6 door H595 | 790x1936x470 | 208124 |

Dimensions: Width x Height (incl. plinth). x Depth. **Frame and front:** 16 mm. **Plinth:** 143 mm.
All doors are right-hung as standard. .

White: Direct laminate. **NCS:** Lacquer, any NCS.

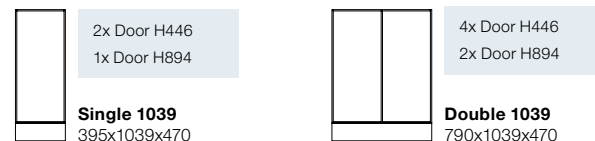
Frames including plinth, excluding fixed and movable shelves. Double frames incl. dividers. Indicated number of doors, shows possible combinations.

Space frame - Hight 592mm



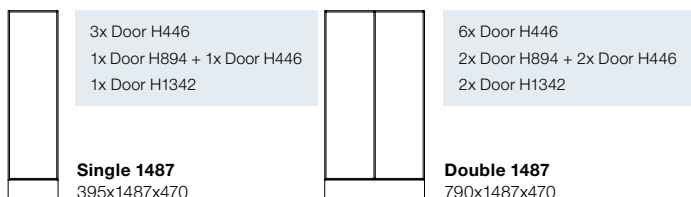
| Name | Size | White | NCS |
|------------------------|-------------|--------|--------|
| Space single frame 592 | 395x592x470 | 201170 | 201171 |
| Space double frame 592 | 790x592x470 | 201172 | 201173 |

Space frame - Hight 1039mm




| Name | Size | White | NCS |
|-------------------------|--------------|--------|--------|
| Space single frame 1039 | 395x1039x470 | 201108 | 201118 |
| Space double frame 1039 | 790x1039x470 | 201111 | 201121 |

Space frame - Hight 1487mm



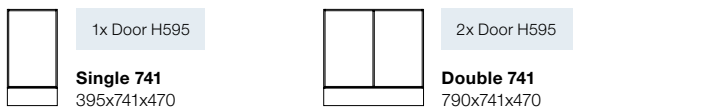
| Name | Size | White | NCS |
|-------------------------|--------------|--------|--------|
| Space single frame 1487 | 395x1487x470 | 201109 | 201119 |
| Space double frame 1487 | 790x1487x470 | 201112 | 201122 |

Space frame - Hight 1936mm



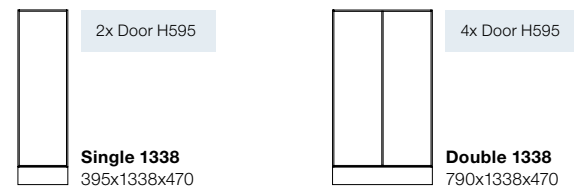
| Name | Size | White | NCS |
|-------------------------|--------------|--------|--------|
| Space single frame 1936 | 395x1936x470 | 201110 | 201120 |
| Space double frame 1936 | 790x1936x470 | 201113 | 201123 |

Space frame - Hight 741mm



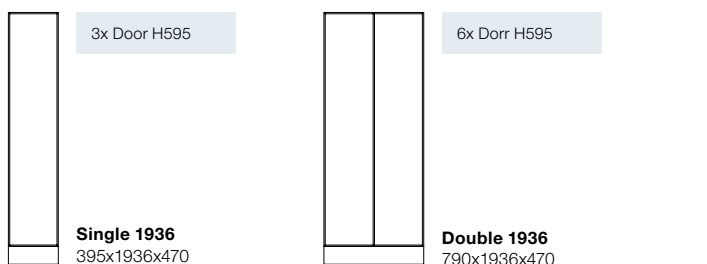
| Name | Size | White | NCS |
|------------------------|-------------|--------|--------|
| Space single frame 741 | 395x741x470 | 201174 | 201175 |
| Space double frame 741 | 790x741x470 | 201176 | 201177 |

Space frame - Hight 1338mm



| Name | Size | White | NCS |
|-------------------------|--------------|--------|--------|
| Space single frame 1338 | 395x1338x470 | 201178 | 201179 |
| Space double frame 1338 | 790x1338x470 | 201180 | 201181 |

Space frame - Hight 1936mm



| Name | Size | White | NCS |
|------------------------------------|--------------|--------|--------|
| Space single frame 1936, door H595 | 395x1936x470 | 201124 | 201125 |
| Space double frame 1936, door H595 | 790x1936x470 | 201126 | 201127 |

Shelves

| Name | Size | White | NCS |
|--|-------------|--------|--------|
| Space single shelf fixed, between compartments | 363x16x 451 | 205009 | 205019 |
| Space single shelf movable* | 363x16x385 | 205010 | 205020 |
| Space double shelf fixed, between compartments | 371x16x451 | 205011 | 205021 |
| Space double shelf movable* | 371x16x385 | 205012 | 205022 |

*Shortened in front

Dimensions: Width x Height (incl. plinth). x Depth. **Frame and front:** 16 mm. **Plinth:** 143 mm.

All doors are right-hung as standard.

NCS refers to product lacquered in one optional NCS colour.

Doors and locks

NCS: Lacquered MDF, optional NCS

Oak: Oak laminate | **Ash:** Ash laminate

Cabinet lock: Includes 2 keys (see the next page)

* RFID lock is optional, ordered separately. Contact TreCe.

** Padlock not included.

Numbering on doors, see page 44

Inside dimensions/door

Space door H446:

Single = B363 x H424 x D454 mm

Double = B371 x H424 x D454 mm

Space door H894:

Single = B363 x H864 x D454 mm

Double = B371 x H864 x D454 mm

Space door H595:

Single = B363 x H573 x D454 mm

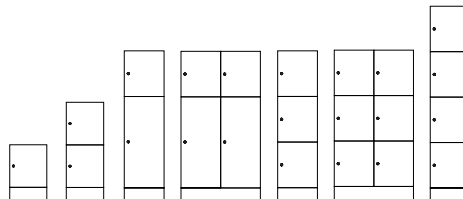
Double = B371 x H573 x D454 mm



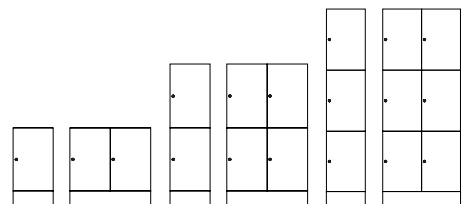
Mailbox powder coated, RAL 9016 white. Can be painted in any RAL colour, at an additional cost. Inlet: W:270 x H:125 mm.

Doors

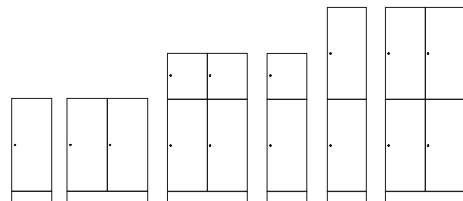
| Name | Size | NCS | Oak | Ash |
|--------------------------------------|------------|--------|--------|--------|
| Space door 446, cabinet lock | 393x446x16 | 202121 | 212121 | 222121 |
| Space door 446, RFID exkl. lock* | 393x446x16 | 202122 | 212122 | 222122 |
| Space door 446, cabinet lock+post | 393x446x16 | 202123 | 212223 | 222123 |
| Space door 446, padlock fittings** | 393x446x16 | 202124 | 212224 | 222124 |
| Space door 446, RFID exkl. lock+post | 393x446x16 | 202125 | 212225 | 222125 |
| Space door 446, push open | 393x446x16 | 202126 | 212226 | 222126 |



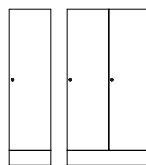
| | | | | |
|--------------------------------------|------------|--------|--------|--------|
| Space door 595, cabinet lock | 393x595x16 | 202141 | 212141 | 222141 |
| Space door 595, RFID exkl. lock* | 393x595x16 | 202142 | 212142 | 222142 |
| Space door 595, cabinet lock+post | 393x595x16 | 202143 | 212143 | 222143 |
| Space door 595, padlock fittings** | 393x595x16 | 202144 | 212144 | 222144 |
| Space door 595, RFID exkl. lock+post | 393x595x16 | 202145 | 212145 | 222145 |
| Space door 595, push open | 393x595x16 | 202146 | 212146 | 222146 |



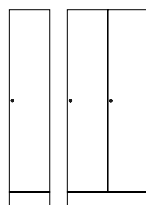
| | | | | |
|--------------------------------------|------------|--------|--------|--------|
| Space door 894, cabinet lock | 393x894x16 | 203121 | 213121 | 223121 |
| Space door 894, RFID exkl. lock* | 393x894x16 | 203122 | 213122 | 223122 |
| Space door 894, cabinet lock+post | 393x894x16 | 203123 | 213123 | 223123 |
| Space door 894, padlock fittings** | 393x894x16 | 203124 | 213124 | 223124 |
| Space door 894, RFID exkl. lock+post | 393x894x16 | 203125 | 213125 | 223125 |
| Space door 894, push open | 393x894x16 | 203126 | 213126 | 223126 |
| Space door 894, with inlet | 392x894x16 | 203129 | 213129 | 223129 |



| | | | | |
|---------------------------------------|-------------|--------|--------|--------|
| Space door 1342, cabinet lock | 393x1342x16 | 204061 | 214061 | 224061 |
| Space door 1342, RFID exkl. lock* | 393x1342x16 | 204062 | 214062 | 224062 |
| Space door 1342, cabinet lock+post | 393x1342x16 | 204063 | 214063 | 224063 |
| Space door 1342, padlock fittings** | 393x1342x16 | 204064 | 214064 | 224064 |
| Space door 1342, RFID exkl. lock+post | 393x1342x16 | 204065 | 214065 | 224065 |
| Space door 1342, push open | 393x1342x16 | 204066 | 214066 | 224066 |




| | | | | |
|-------------------------------------|-------------|--------|--------|--------|
| Space door 1790, cabinet lock | 393x1790x16 | 204051 | 214051 | 224051 |
| Space door 1790, RFID exkl. lock* | 393x1790x16 | 204052 | 214052 | 224052 |
| Space door 1790, padlock fittings** | 393x1790x16 | 204054 | 214054 | 224054 |
| Space door 1790, push open | 393x1790x16 | 204056 | 214056 | 224056 |



Drawer

| Name | Size | NCS | Oak | Ash |
|---|-------------|--------|--------|--------|
| Space drawer 446, RFID* 100% pull-out, 35kg, high side railing | 392x446x450 | 208060 | 218060 | 228060 |
| Space drawer 446, RFID* 100% pull-out, 35 kg, low side railing | 392x446x450 | 208061 | 218061 | 228061 |

If you want a different type of lock, contact TreCe.



Space drawer,
high side railing.

Dimensions: Width x Height (incl. plinth). x Depth. **Frame and front:** 16 mm. **Plinth:** 143 mm.

All doors are right-hung as standard.

NCS refers to product lacquered in one optional NCS colour.

Master key

| Name | Art.no |
|-----------------------------------|--------|
| Master key Cabinet lock | 840913 |
| Master key Code lock (mechanical) | 890969 |
| Master key Code lock (digital) | 831099 |



Padlock fittings, excluding padlocks.



Cabinet lock, including 2 keys.



RFID lock, EM or Mifare.



Code lock, mechanical, for personal or public use.

Alternative locks at extra cost

| Name | Info |
|------------------------|--|
| Code lock (mechanical) | For personal storage |
| Code lock (digital) | Available for both personal storage and public storage |
| RFID-lock | For personal/public storage |



Digital code lock, black, for private or or public use.



Digital code lock, silver, for private or public use.


*Contact TreCe for networked locks and locks as above.

Accessories

| Name | Material | Size | Art.no |
|--|-----------------|-------------|--------|
| Space shelf insert <i>Reversible shelf is mounted on the right or left side of the cabinet. Can also be painted in any RAL colour, at an additional cost.</i> | White metall | 185x341x290 | 209040 |
| Mirror | | 230x400 | 840912 |
| Space single clothes rod | Aluminium | 356 | 209009 |
| Space double clothes rod | Aluminium | 371 | 209010 |
| Clothes hook, for clothes rail | Alu look | | 830006 |
| Anchor hook, ceiling/shelf attachment | Alu look | | 830899 |
| Stuff cork box | Cork | 90x44x347 | 890101 |
| Stuff shelf cork box | White aluminium | 97x80x350 | 890201 |
| Space single carpet | Black rubber | 362x454 | 209026 |
| Space double carpet | Black rubber | 370x454 | 209027 |



Space shelf insert and rubber mat



Anchor hook



Clothes rod



Mirror



The Stuff cork box and shelf keeps smaller items organised.

Dimensions: Width x Height (incl. plinth). x Depth. **Frame and front:** 16 mm. **Plinth:** 143 mm.
All doors are right-hung as standard.

Shoe shelf

Plinth not included.
To be completed with plinth or leg stand.




| Name | Size | NCS | Oak | Ash |
|----------------------------------|-------------|--------|--------|--------|
| Space single open shoe shelf 232 | 395x232x487 | 207092 | 217092 | 227092 |
| Space double open shoe shelf 232 | 790x232x487 | 207091 | 217091 | 227091 |

NCS: Lacquered MDF, any NCS. | **Oak:** Oak laminate | **Ash:** Ash laminate
Lives with fronts.

| Accessories - Shoe shelf | Material | Size | Art.no |
|--------------------------------|--------------|---------|--------|
| Space single carpet shoe shelf | Black rubber | 363x475 | 209023 |
| Space double carpet shoe shelf | Black rubber | 758x475 | 209022 |

Storage box open/Plant box



| Name | Size | NCS | Ek | Ask |
|---|-------------|--------|--------|--------|
| Space single open storage 232 | 395x232x487 | 209093 | 219093 | 229093 |
| Space double open storage 232 | 790x232x487 | 209091 | 219091 | 229091 |
| Space single open storage 232, back to back | 395x232x976 | 209092 | 219092 | 229092 |

White: White direct laminate | **NCS:** Lacquered MDF, any NCS.
Oak: Oak laminate | **Ash:** Ash laminate
Lives with fronts.

| Accessories - Storage box open/Plant box | Material | Size | Art.no |
|--|--------------|-------------|--------|
| Space single carpet open storage | Black rubber | 363x944 | 209025 |
| Space double carpet open storage | Black rubber | 773x455 | 209024 |
| Plastic box 19 L, planting | Transparent | 446x190x354 | 209099 |

Plinth

| Name | Size | White | NCS | Oak | Ash |
|-----------------------------------|-------------|--------|--------|--------|--------|
| Space plinth, single | 395x143x430 | 208072 | 208082 | 218072 | 228072 |
| Space plinth, double | 790x143x430 | 208071 | 208081 | 218071 | 228071 |
| Space plinth, single back to back | 395x143x450 | 208172 | 208182 | 218172 | 228172 |
| Space plinth, double back to back | 790x143x450 | 208171 | 208181 | 218171 | 228171 |

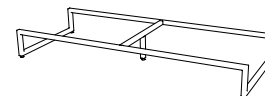
White: White direct laminate | **NCS:** Lacquered MDF, any NCS. | **Oak:** Oak laminate | **Ash:** Ash laminate

Leg stand

| Name | Colour | Size | Art no. |
|------------------------|----------|--------------|---------|
| Space double leg stand | RAL 9010 | 789x143x469 | 209101 |
| Space double leg stand | RAL 7032 | 789x143x469 | 209102 |
| Space double leg stand | RAL 7016 | 789x143x469 | 209103 |
| Space double leg stand | RAL 5023 | 789x143x469 | 209104 |
| Space double leg stand | RAL 1013 | 789x143x469 | 209105 |
| Space double leg stand | RAL 6013 | 789x143x469 | 209106 |
| Space double leg stand | RAL 6020 | 789x143x469 | 209107 |
| Space double leg stand | RAL 8014 | 789x143x469 | 209108 |
| Space double leg stand | RAL 1017 | 789x143x469 | 209109 |
| Space double leg stand | RAL 3014 | 789x143x469 | 209110 |
| Space double leg stand | RAL 3005 | 789x143x469 | 209111 |
| Space triple leg stand | RAL 9010 | 1184x143x469 | 209121 |
| Space triple leg stand | RAL 7032 | 1184x143x469 | 209122 |
| Space triple leg stand | RAL 7016 | 1184x143x469 | 209123 |
| Space triple leg stand | RAL 5023 | 1184x143x469 | 209124 |
| Space triple leg stand | RAL 1013 | 1184x143x469 | 209125 |
| Space triple leg stand | RAL 6013 | 1184x143x469 | 209126 |
| Space triple leg stand | RAL 6020 | 1184x143x469 | 209127 |
| Space triple leg stand | RAL 8014 | 1184x143x469 | 209128 |
| Space triple leg stand | RAL 1017 | 1184x143x469 | 209129 |
| Space triple leg stand | RAL 3014 | 1184x143x469 | 209130 |
| Space triple leg stand | RAL 3005 | 1184x143x469 | 209131 |



Double leg stand



Triple leg stand

Space double leg stand: Steel leg stand with adjustable feet, 4 legs. Fits Space double frame. Delivered not fitted to cabinet, leg stand must be adjusted in height before cabinet is lifted on.

Space triple leg stand: Steel leg stand with adjustable feet, 5 legs (1 support leg in the middle). Fits 1x Space double frame + 1x Space single frame. Delivered not fitted to cabinet, leg stand must be adjusted in height before cabinet is lifted on.

Colours

| | | | | | |
|--------------------------|-----------------------|------------------------|----------------------------|-------------------------|-------------------|
| | | | | | |
| RAL 9010 White | RAL 7032 Warm grey | RAL 7016 Anthracite | RAL 5023 Brilliant blue | RAL 1013 Pearl White | RAL 6013 Olive |
| | | | | | |
| RAL 6020 Forest green | RAL 8014 Chocolate | RAL 1017 Saffron | RAL 3014 Old Pink | RAL 3005 Wine red | |



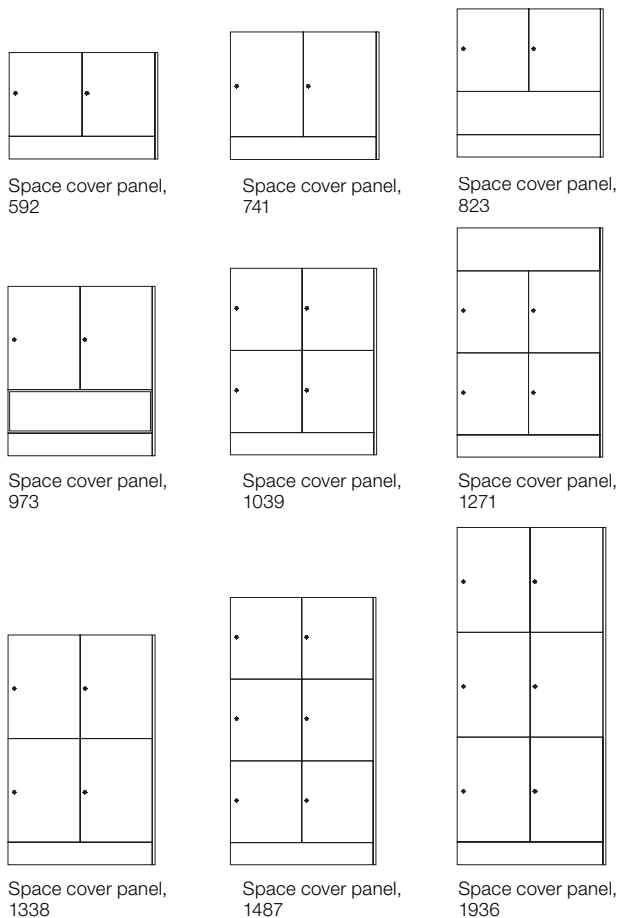
Dimensions: Width x Height (incl. plinth). x Depth. **Frame and front:** 16 mm. **Plinth:** 143 mm.
All doors are right-hung as standard.

Cover panels, thk 16mm

| Name | Size | NCS | Oak | Ash |
|--|----------|--------|--------|--------|
| <i>When placed against a wall</i> | | | | |
| Space cover panel single, 592 | 490x592 | 206033 | 216033 | 226033 |
| Space cover panel single, 741 | 490x741 | 206037 | 216037 | 226037 |
| Space cover panel single, 823 | 490x823 | 206035 | 216035 | 226035 |
| Space cover panel single, 973 | 490x970 | 206039 | 216039 | 226039 |
| Space cover panel single, 1039 | 490x1039 | 206021 | 216021 | 226021 |
| Space cover panel single, 1271 | 490x1271 | 206041 | 216041 | 226041 |
| Space cover panel single, 1339 | 490x1338 | 206031 | 216031 | 226031 |
| Space cover panel single, 1487 | 490x1487 | 206022 | 216022 | 226022 |
| Space cover panel single, 1936 | 490x1936 | 206023 | 216023 | 226023 |
| <i>When placing modules back to back</i> | | | | |
| Space cover panel double, 592 | 980x592 | 206034 | 216034 | 226034 |
| Space cover panel double, 741 | 980x741 | 206038 | 216038 | 226038 |
| Space cover panel double, 823 | 980x823 | 206036 | 216036 | 226036 |
| Space cover panel double, 973 | 980x973 | 206040 | 216040 | 226040 |
| Space cover panel double, 1039 | 980x1039 | 206521 | 216521 | 226521 |
| Space cover panel double, 1271 | 980x1241 | 206042 | 216042 | 226042 |
| Space cover panel double, 1338 | 980x1338 | 206032 | 216032 | 226032 |
| Space cover panel double, 1487 | 980x1487 | 206522 | 216522 | 226522 |
| Space cover panel double, 1936 | 980x1936 | 206523 | 216523 | 226523 |

NCS: Lacquered MDF, any NCS

Oak: Oak laminate | **Ash:** Ash laminate



Top cover, thk 16mm

| Name | Size | NCS | Oak | Ash |
|--|------|--------|--------|--------|
| Space top cover panel single | 490 | 207021 | 217021 | 227021 |
| <i>When placing modules back to back</i> | | | | |
| Space top cover panel double | 980 | 207022 | 217022 | 227022 |

NCS: Lacquered MDF, any NCS.

Oak: Oak laminate | **Ash:** Ash laminate

The options on pages 48-49 apply to both personal and public storage.

* Pris enligt offert. Kontakta TreCe för mer information.



Dimensions: Width x Height (incl. plinth). x Depth. **Frame and front:** 16 mm. **Plinth:** 143 mm. All doors are right-hung as standard. **Inside dimensions/locker:** Space door/locker low: W363xH424xD454 mm. **Inside dimensions/locker:** Space door/locker middle: W363xH573xD454mm. **Inside dimensions/locker:** Space door/locker high: W363xH864xD454 mm. NCS refers to product lacquered in one optional NCS colour.

Space

Public storage



Flexible modules designed for both personal and communal storage in offices and public spaces. Space is easy to integrate thanks to its consistent and thoughtful design. Well-crafted details such as fully covered doors, shoe shelves, and benches with front panels create a seamless and stylish ambiance. This is also reflected in the sustainability of Space, as products in white are approved according to Möbelfakta, made from sustainable materials, manufactured with social responsibility, and quality tested at RISE.

The modules in the Space series are created to fit together, allowing your imagination to flow freely as you assemble your unique solution. Choose from various heights for frames and fronts. Frames in standard white or painted in any NCS colour of your choice. Doors in painted MDF, any NCS colour of your choice, oak and ash laminate with a fully covered design. Open frames such as clothing storage, benches, shoe shelves, etc., are available in painted NCS colour of your choice, as well as in oak and ash laminate.

Explore the entire Space series, which includes personal and communal storage, wardrobes, seating modules, cabinets, recycling units, and more. Space comes with a standard plinth. For a different look, the plinth can be replaced with painted leg frames for an additional charge. Leg frames are available in our 11 standard colours.

Locks and Closures

We offer various types of locks and closures for our doors, such as electronic RFID locks, code locks, cabinet locks, padlock fittings, and push-to-open. For network-based locks, contact TreCe for individual advice.

Accessories


For Space storage cabinets, accessories such as movable shelves, mats, etc., are available.

Customisation

Space can be customized in both material and dimensions if you wish to put your own stamp on the furniture. Contact TreCe for advice and a quote.

[Specifications →](#)

Dimensions: Width x Height (incl. plinth). x Depth. **Frame and front:** 16 mm. **Plinth:** 143 mm. All doors are right-hung as standard.
NCS refers to product lacquered in one optional NCS colour.



Dimensions: Width x Height (incl. plinth). x Depth. **Frame and front:** 16 mm. **Plinth:** 143 mm.

All doors are right-hung as standard.

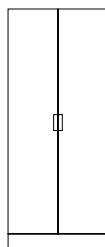
NCS refers to product lacquered in one optional NCS colour.

Wardrobe, incl. plinth

Clothes rail included



Wardrobe frame 1936
790x1936x470



Wardrobe frame with double doors


| Name | Size | White | NCS |
|---|--------------|--------|--------|
| Space wardrobe frame 1936 | 790x1936x470 | 204110 | 204120 |
| Space door pair 1790, milled out handle* | 786x1790x16 | - | 204140 |
| Space wardrobe shelf, fixed B758 | 758x19x451 | 205031 | 205041 |
| Space double shelf movable, B758 | 758x19x451 | 201152 | 201153 |
| Space double shelf, movable,, shortened in front B758 | 758x19x381 | 205032 | 205042 |

* Milled metal handle, powder coated RAL 9016 white as standard. Can be lacquered in any RAL colour at extra cost.

White: White direct laminate | **NCS:** Lacquered MDF optional NCS
Shelf 19 mm with laminated core

| Accessories | Size | Material | Art.no |
|---|---------|--------------|--------|
| Space double carpet wardrobe | 758x454 | Black rubber | 209028 |
| Space wardrobe carpet, shortened in front | 758x381 | Black rubber | 209030 |

Seat bench H441, incl. plinth, depth 470



Double bench seat
790x441x470

| Name | Size | White | NCS | Oak | Ash |
|-----------------------------------|-------------|--------|--------|--------|--------|
| Space double seat bench 441, D470 | 790x441x470 | 201160 | 201161 | 211160 | 221160 |

White: White direct laminate | **NCS:** Lacquered MDF optional NCS

Oak: Oak laminate | **Ash:** Ash laminate

Seat height 441 mm

Cushions and fabric are additional, contact TreCe.

Can be supplemented with Box Seat Module, see below.

Drawer for Seat bench and Seat module

| Name | Size | NCS | Oak | Ash |
|--|------------|--------|--------|--------|
| Space drawer 296, m. reling 100%, push open | 788x296x16 | 204072 | 214072 | 224072 |
| Space drawer 296, w. high side 100%, push open | 788x296x16 | 204073 | 214073 | 224073 |

NCS: Lacquered MDF, optional NCS

Oak: Oak laminate | **Ash:** Ash laminate

* RFID lock is additional, ordered separately.



Space seat module H1495 in combination with bench seat H441. Bench seat completed with drawer



Seat module with flap door

Seat module with flap door or drawer, incl. plinth



Seat module with flap door
790x1936x470



Seat module with drawer
790x1936x470

| Name | Size | White | NCS |
|--|--------------|--------|--------|
| Space seat module with flap door-downward opening, milled handle, gas springs | 790x1936x470 | 214130 | 214140 |
| Space seat module with drawer 100% extension, 35kg, push open fittings (high side railing) | 790x1936x470 | 214131 | 214141 |

White: White direct laminate | **NCS:** Lacquered MDF optional NCS


Seat height 441 mm

Cushions and fabric are additional, contact TreCe.

| Accessories | Material | Size | Art.no |
|------------------------------|--------------|---------|--------|
| Space double carpet wardrobe | Black rubber | 758x454 | 209028 |

Seat module without plinth, depth 487

Frame without holes in ends



Seat module
790x1495x487

| Name | Size | NCS | Oak | Ash |
|------------------------------|--------------|--------|--------|--------|
| Space seat module 1495, D487 | 790x1495x487 | 214170 | 224170 | 234170 |

NCS: Lacquered MDF, optional NCS | **Oak:** Oak laminate | **Ash:** Ash laminate

Living with fronts.

Combined with Bench 441 with plinth or leg stand.

Cushions and fabric are additional, contact TreCe.


Dimensions: Width x Height (incl. plinth). x Depth. **Frame and front:** 16 mm. **Plinth:** 143 mm. All doors are right-hung as standard.

Clothes storage, without plinth, depth 487

Frame without holes in ends, clothes rail included.



Clothes storage
790x1345x487




Module completed with
frame H592

| Name | Size | NCS | Oak | Ash |
|----------------------------------|--------------|--------|--------|--------|
| Space clothes storage 1345, D487 | 790x1345x487 | 204080 | 214080 | 224080 |

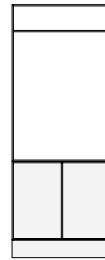
NCS: Lacquered MDF, optional NCS | **Oak:** Oak laminate | **Ash:** Ash laminate
Living with fronts.

Clothes storage, without plinth, depth 487

Frame without holes in ends, clothes rail included.



Clothes storage
790x1195x487



Module completed with
frame H741

| Name | Size | NCS | Oak | Ash |
|----------------------------------|--------------|--------|--------|--------|
| Space clothes storage 1195, D487 | 790x1195x487 | 204081 | 214081 | 224081 |

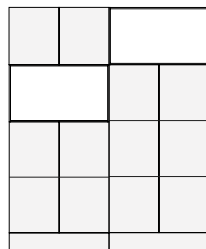
NCS: Lacquered MDF, optional NCS | **Oak:** Oak laminate | **Ash:** Ash laminate
Living with fronts.

Shelf without plinth, depth 487

Frame without holes in ends



Double open shelf
790x449x487



Proposed combination

| Name | Size | NCS | Oak | Ash |
|-----------------------------------|-------------|--------|--------|--------|
| Space double open shelf 449, D487 | 790x449x487 | 208095 | 218095 | 228095 |

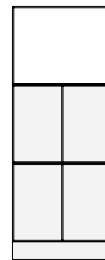
NCS: Lacquered MDF, optional NCS | **Oak:** Oak laminate | **Ash:** Ash laminate
Living with fronts.

Shelf without plinth, depth 487

Frame without holes in ends



Double open shelf
790x598x487



Module completed with
frame H1338

| Name | Size | NCS | Oak | Ash |
|-----------------------------------|-------------|--------|--------|--------|
| Space double open shelf 598, D487 | 790x598x487 | 208096 | 218096 | 228096 |

NCS: Lacquered MDF, optional NCS | **Oak:** Oak laminate | **Ash:** Ash laminate
Lives with fronts.

Seat bench

Plinth not included.
To be completed with plinth or leg stand.



| Name | Size | NCS | Oak | Ash |
|-----------------------------|-------------|--------|--------|--------|
| Space single seat bench 298 | 395x298x487 | 208092 | 218092 | 228092 |
| Space double seat bench 298 | 790x298x487 | 208091 | 218091 | 228091 |
| Space single shelf, movable | 363x16x469 | 205052 | 215052 | 225052 |
| Space double shelf, movable | 758x16x469 | 205051 | 215051 | 225051 |

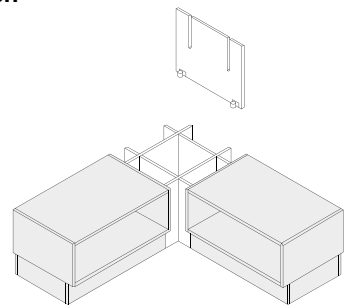
NCS: Lacquered MDF, optional NCS | **Oak:** Oak laminate | **Ash:** Ash laminate
Lives with fronts.

Seat height 441 mm when completed with plinth.
Cushions and fabric are additional, contact TreCe.

| Accessories - Bench | Material | Size | Art.no |
|--------------------------------|--------------|---------|--------|
| Space single carpet seat bench | Black rubber | 363x475 | 209023 |
| Space double carpet seat bench | Black rubber | 758x475 | 209022 |

Corner module for Seat bench

Size: 441x530



| Name | Size | White | NCS | Oak | Ash |
|-------------------------------|---------|--------|--------|--------|--------|
| Space corner module 441, D487 | 441x530 | 201101 | 201102 | 211101 | 221101 |

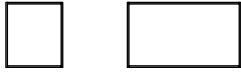
White: White direct laminate | **NCS:** Lacquered MDF optional NCS
Oak: Oak laminate | **Ash:** Ash laminate

Lives with fronts.
Cushions and fabric are additional, contact TreCe.

Size: Width x Height (incl. plinth). x Depth. **Frame, fronts:** 16 mm. **Plinth** height: 143 mm.

Space frame open, height 449 mm

Space frame without plinth



395x449x470 790x449x470

Complete frames with doors.



Frame with door Frame with double doors

| Name | Size | White | NCS |
|--|-------------|--------|--------|
| Space single frame 449, without plinth | 395x449x470 | 201182 | 201183 |
| Space double frame 449, without plinth | 790x449x470 | 201184 | 201185 |

Doors

| Name | Size | NCS | Oak | Ash |
|---|------------|--------|--------|--------|
| Space door 446, cabinet lock | 393x446x16 | 202121 | 212121 | 222121 |
| Space door 446, RFID excl. lock* | 393x446x16 | 202122 | 212122 | 222122 |
| Space door 446, push open | 393x446x16 | 202126 | 212126 | 222126 |
| Space double door 446, cabinet lock | 788x446x16 | 202151 | 212151 | 222151 |
| Space double door 446, RFID excl. lock* | 788x446x16 | 202154 | 212154 | 222154 |
| Space double door 446, push open | 788x446x16 | 202157 | 212157 | 222157 |

NCS: Lacquered MDF, optional NCS

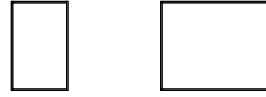
Oak: Oak laminate | **Ash:** Ash laminate

Cabinet lock: Incl. 2 keys (other locks see page 55).

* RFID lock is additional, ordered separately. Contact TreCe.

Space frame open, height 598 mm

Space frame without plinth



395x598x470 790x598x470

Complete frames with doors.



Frame with door Frame with double doors

| Name | Size | White | NCS |
|--|-------------|--------|--------|
| Space single frame 598, without plinth | 395x598x470 | 201186 | 201187 |
| Space double frame 598, without plinth | 790x598x470 | 201188 | 201189 |

Doors

| Name | Size | NCS | Oak | Ash |
|---|------------|--------|--------|--------|
| Space door 595, cabinet lock | 393x595x16 | 202141 | 212141 | 222141 |
| Space door 595, RFID excl. lock* | 393x595x16 | 202142 | 212142 | 222142 |
| Space door 595, push open | 393x595x16 | 202146 | 212146 | 222146 |
| Space double door 595, cabinet lock | 788x595x16 | 202158 | 212158 | 222158 |
| Space double door 595, RFID excl. lock* | 788x595x16 | 202159 | 212159 | 222159 |
| Space double door 595, push open | 788x595x16 | 202160 | 212160 | 222160 |

NCS: Lacquered MDF, optional NCS

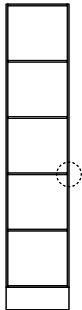
Oak: Oak laminate | **Ash:** Ash laminate

Cabinet lock: Incl. 2 keys (other locks see page 55).

* RFID lock is additional, ordered separately. Contact TreCe.

Office shelf open, height 1936 mm

Complete frames with doors.

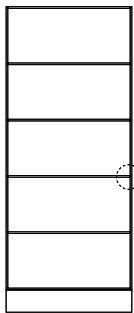


Office shelf, single with shelves




Office shelf with door

Marked shelf is fixed.
Other shelves are movable.



Office shelf, double with shelves



Frame with double doors

Office shelf incl. shelves

| Name | Size | White | NCS |
|--|--------------|--------|--------|
| Space single office shelf 1936, 5 levels | 395x1936x470 | 201191 | 201192 |
| Space double office shelf 1936, 5 levels | 790x1936x470 | 201193 | 201194 |

White: Direct laminate | **NCS:** Lacquered MDF, any NCS.

Shelves

| Name | Size | White | NCS |
|--|-------------|--------|--------|
| Space single shelf movable, B363 | 363x16x 451 | 201150 | 201151 |
| Space single shelf movable, indent in front edge, B363 | 363x16x381 | 205010 | 205020 |
| Space double shelf movable, B758 | 758x19x451 | 201152 | 201153 |
| Space double shelf movable, indent in front edge B758 | 758x19x381 | 205032 | 205042 |

White: Direct laminate | **NCS:** Lacquered MDF, any NCS.

Shelf 19 mm with laminated core

Doors

| Name | Size | NCS | Oak | Ash |
|---|-------------|--------|--------|--------|
| Space door 1790, cabinet lock | 393x1790x16 | 204051 | 214051 | 224051 |
| Space door 1790, RFID excl. lock*. | 393x1790x16 | 204052 | 214052 | 224052 |
| Space door 1790, push open | 393x1790x16 | 204056 | 214056 | 224056 |
| Space double door 1790, cabinet lock | 788x1790x16 | 202161 | 212161 | 222161 |
| Space double door 1790, RFID excl. lock*. | 788x1790x16 | 202162 | 212162 | 222162 |
| Space double door 1790, push open | 788x1790x16 | 202163 | 212163 | 222163 |

NCS: Lacquered MDF, optional NCS

Oak: Oak laminate | **Ash:** Ash laminate

Cabinet lock: Incl. 2 keys (other locks see page 8).

* RFID lock is additional, ordered separately. Contact TreCe.

Size: Width x Height (incl. plinth). x Depth. **Frame, fronts:** 16 mm. **Plinth** height: 143 mm.
All doors are right-hinged as standard.

Master key

| Name | Art.no |
|-----------------------------------|--------|
| Master key | 840913 |
| Master key Code lock (mechanical) | 890969 |
| Master key Code lock (digital) | 831099 |



Code lock, mechanical, for private or public use.



Padlock fittings, excluding padlocks.



RFID-locks EM or Mifare.

Alternative locks, addition

| Name | Info |
|------------------------|--|
| Code lock (mechanical) | For personal/public storage |
| Code lock (digital) | Available for both personal storage and public storage |
| RFID-lock | For personal/public storage |



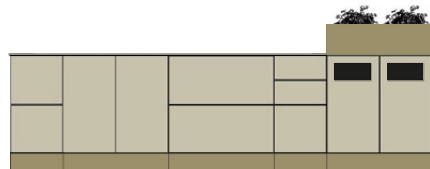
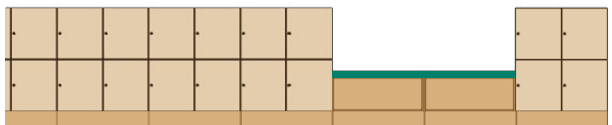
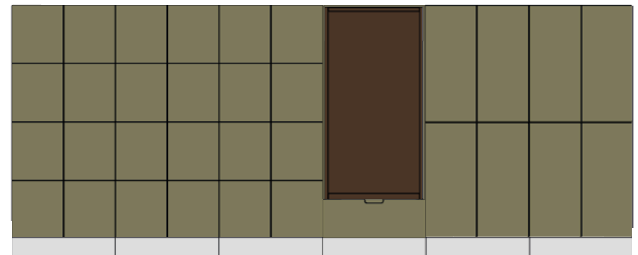
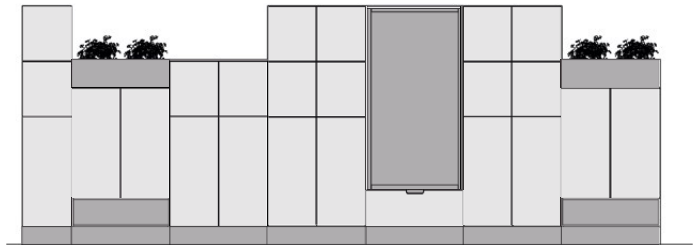
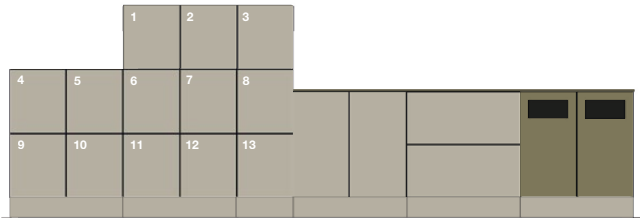
Digital code lock, black, for private or public use.



Digital code lock, silver, for private or public use.

* Contact TreCe for proximity based locks and locks as above.

Space examples of combinations



Dimensions: Width x Height (incl. plinth). x Depth. **Frame and front:** 16 mm. **Plinth:** 143 mm. All doors are right-hung as standard.

Space

Cabinet & Recycling unit



Flexible modular design designed for both personal and communal storage in offices and public spaces. Space is easy to integrate thanks to its cohesive and thoughtful design. Well-crafted details such as doors with seamless design, shoe shelves, and benches that enliven with fronts create a seamless and stylish feeling. This is also reflected in the fact that Space is a sustainable choice as it is approved according to Möbelfakta, consists of sustainable materials, is manufactured with social responsibility, and quality-tested at RISE.

The modules in the Space series are designed to fit together, so you can let your imagination run wild as you build your unique solution. Choose between frames in white laminate or lacquered in any NCS colour. Doors in lacquered MDF, any NCS colour, which has a comprehensive design. Fronts are also available in oak and ash laminate. There are five complete modules for waste sorting and eight complete cabinets for the office's common storage.

Explore the entire Space series, including personal and public storage, wardrobes, seating modules, cabinets, recycling units, and more.

Specifications →

Space comes with a standard plinth; for a different expression, the plinth can be replaced with lacquered leg frames for an additional cost. Leg frames are available in our 11 standard colours.

Locks and Closures

We offer various types of locks and closures for doors, such as electronic RFID locks, code locks, cabinet locks, padlock fittings, and push open. For network-based locks, contact TreCe for individual advice.

Accessories

Space counters come with accessories such as movable shelves, bag holders and mats.

Customisation

Space can be customized in both material and dimensions if you wish to put your own mark on the furniture. Contact TreCe for advice and a quote.

Dimensions: Width x Height (incl. plinth). x Depth. **Frame and front:** 16 mm. **Plinth:** 143 mm. All doors are right-hung as standard.
NCS refers to product lacquered in one optional NCS colour.

Reference images of both standard and customised Space



Size: Width x Height (incl. base). x Depth. **Frame, fronts:** 16 mm. **Plinth** height: 143 mm.
All doors are right-hinged as standard.

Space Cabinet and Recycling unit

The Space storage series has counters and recycling units at working height, height 882 mm. Frames in single and double modules can be freely combined with shelves, partitions, doors and drawers in several variants.

Choose freely from any of the complete modules or assemble your own variant. Suitable bag holders are available as accessories. Holes are also available in the top panel at an additional cost. Complete modules with an inlet in the front and a pull-out bag holder inside the door, recommended rubbish bag 85-125 L.

The fronts are complete with push open fittings. Does not apply to doors with inlets.

Complete modules

Frame, plinth, back 16 mm thick: In white direct laminate, with 0.8 mm straight ABS edging.

Fronts, 16 mm thick, lacquered MDF:

White/White = Body in white laminate with fronts lacquered in NCS S 0500-N, white.

White/NCS = Frame in white laminate with fronts lacquered in any NCS colour.

Plinth height: 143 mm

Inner dimensions of drawer H182: B325 x H127 x D420 mm

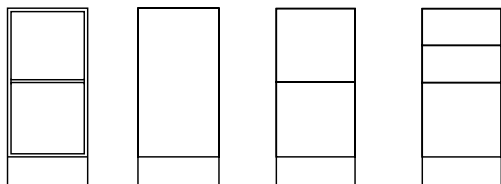
Inner dimensions of drawer H366: B325 x H311 x D420 mm.

Space Cabinet has drawers with high sides, 100% extension, max load weight 35 kg with push open fittings.

Space Cabinet, complete modules

Height: 882 mm

Incl. 1 movable shelf



DSO
395x882x470

DSS
395x882x470

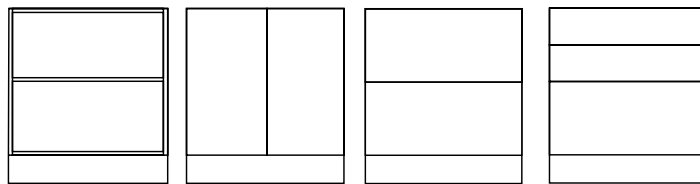
DS/2L
395x882x470

DS/3L
395x882x470

| Space cabinet single | Size | White |
|--------------------------|-------------|--------|
| Space cabinet single DSO | 395x882x470 | 200104 |

| Space cabinet single | Size | White/White | White/NCS |
|----------------------------|-------------|-------------|-----------|
| Space cabinet single DSS | 395x882x470 | 200105 | 200106 |
| Space cabinet single DS/2L | 395x882x470 | 200107 | 200108 |
| Space cabinet single DS/3L | 395x882x470 | 200109 | 200110 |

Incl. 1 movable shelf



DDO
790x882x470

DDS
790x882x470

DD/2L
790x882x470

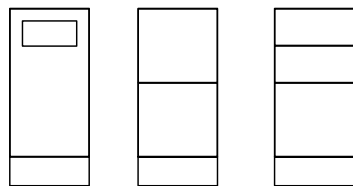
DD/3L
790x882x470

| Space cabinet double | Size | White |
|--------------------------|-------------|--------|
| Space cabinet double DDO | 790x882x470 | 200114 |

| Space cabinet double | Size | White/White | White/NCS |
|----------------------------|-------------|-------------|-----------|
| Space cabinet double DDS | 790x882x470 | 200115 | 200116 |
| Space cabinet double DD/2L | 790x882x470 | 200117 | 200118 |
| Space cabinet double DD/3L | 790x882x470 | 200119 | 200120 |

Space Recycling unit, complete modules

Height: 882 mm | Extractable sack holder included for door with inlet.

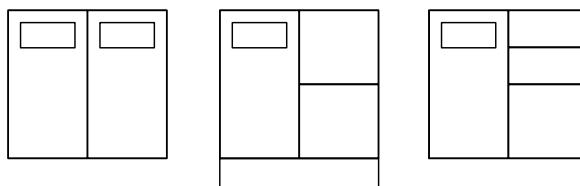


MDS
395x882x470

MDS/2L
395x882x470

MDS/3L
395x882x470

| Space Recycling unit single | Size | White/White | White/NCS |
|-----------------------------|-------------|-------------|-----------|
| Space Recycling unit MDS* | 395x882x470 | 200103 | 200204 |
| Space Recycling unit MDS/2L | 395x882x470 | 200101 | 200202 |
| Space Recycling unit MDS/3L | 395x882x470 | 200102 | 200203 |



MDD
790x882x470

MDD/2L
790x882x470

MDD/3L
790x882x470

| Space Recycling unit double | Size | White/White | White/NCS |
|------------------------------|-------------|-------------|-----------|
| Space Recycling unit MDD* | 790x882x470 | 200113 | 200213 |
| Space Recycling unit MDD/2L* | 790x882x470 | 200111 | 200211 |
| Space Recycling unit MDD/3L* | 790x882x470 | 200112 | 200212 |

* Inlet: W:270 x H:125 mm.

Cover plate inside the door, painted in RAL 9016 white.

Garbage bag 85-125 L is recommended.

Accessories

| Name | Suits | Material | Size | Art nr |
|---------------------|-------|--------------|-------------|--------|
| Space single carpet | | Black rubber | 362x454 | 209026 |
| Space double carpet | | Black rubber | 370x454 | 209027 |
| Containers 21L | Draw | | 265x275x375 | 820927 |

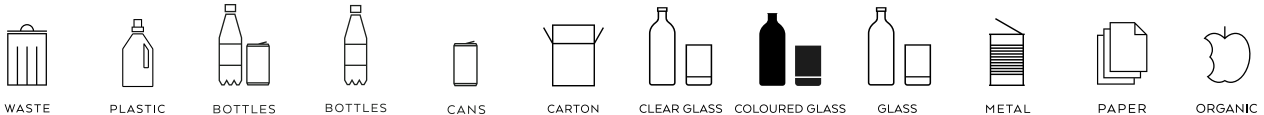
Size: Width x Height (incl. base). x Depth. **Frame, fronts:** 16 mm. **Plinth height:** 143 mm.
All doors are right-hinged as standard.

Space Containers



| Name | Suits | Color | Size | Art no. |
|------------------|---|-------------|-------------|---------|
| Containers 47 L | Double drawer H366 | Transparent | 548x283x384 | 820910 |
| Plastic box 19 L | Single & double drawer H366 | Transparent | 446x190x354 | 209099 |
| Containers 21 L | Single drawer H366 | Grey | 265x275x375 | 820927 |
| Containers 19 L | Single drawer H366. Can be combined with 10 L | Grey | 230x283x330 | 820919 |
| Containers 10 L | Single drawer H366. Can be combined with 19 L | Grey | 255x283x165 | 820918 |

Space symbol, foiled, white or anthracite, h 145 mm



| Color | WASTE | PLASTIC | BOTTLES CANS | BOTTLES | CANS | CARTON | CLEAR GLASS | COLOURED GLASS | GLASS | METAL | PAPER | ORGANIC |
|------------|--------|---------|--------------|---------|--------|--------|-------------|----------------|--------|--------|--------|---------|
| White | 209160 | 209161 | 209162 | 209163 | 209190 | 209164 | 209165 | 209166 | 209194 | 209167 | 209168 | 209169 |
| Anthracite | 209170 | 209171 | 209172 | 209173 | 209191 | 209174 | 209175 | 209176 | 209195 | 209177 | 209178 | 209179 |

Please contact TreCe if you require different symbols or text in other languages.



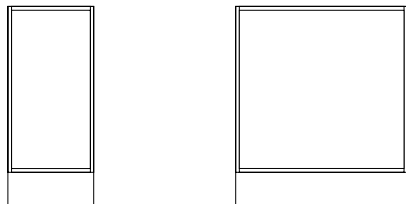
Combine your own storage with standard modules in white and any NCS colour.



The cover plate inside the metal door is powder coated as standard, RAL 9016 white. Can be painted in any RAL colour, at an additional cost.

Size: Width x Height (incl. base). x Depth. **Frame, fronts:** 16 mm. **Plinth** height: 143 mm.
All doors are right-hinged as standard.

Cabinet frame



Single frame cabinet

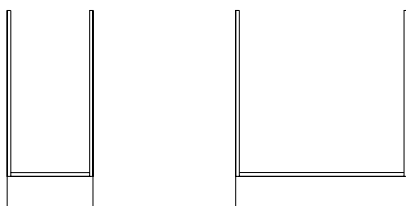
Double frame cabinet

| Name | Size | White | NCS |
|----------------------------|-------------|--------|--------|
| Space single frame cabinet | 395x882x470 | 201128 | 201129 |
| Space double frame cabinet | 790x882x470 | 201130 | 201131 |

White: White direct laminate | **NCS:** Lacquered MDF, any NCS

Cabinet frame without top shelf

Top shelf replaced by compartment mouldings, width 60 mm.
Used when making holes in the top panel.

Single frame cabinet
without top shelfDouble frame cabinet
without top shelf

| Name | Size | White | NCS |
|---|-------------|--------|--------|
| Space single frame cabinet without top shelf | 395x882x470 | 201132 | 201133 |
| Space double frame cabinet without top shelf | 790x882x470 | 201134 | 201135 |

White: White direct laminate | **NCS:** Lacquered MDF, any NCS

Partition wall

| Name | Size | White | NCS |
|----------------------------------|------------|--------|--------|
| Space double partition wall unit | 454x704x16 | 201140 | 201141 |

White: White direct laminate | **NCS:** Lacquered MDF, any NCS

Shelves

| Name | Size | White | NCS |
|---|------------|--------|--------|
| Space single shelf, movable | 363x16x451 | 201150 | 201151 |
| Space double shelf movable* | 758x19x451 | 201152 | 201153 |
| Space double shelf, partition wall * Lamellar core | 371x16x451 | 201154 | 201155 |

White: White direct laminate | **NCS:** Lacquered MDF, any NCS

Bag holders

| Name | Color | Size | Art no. |
|-------------------|-----------------|---------|---------|
| Space Bag holders | RAL 9001, white | 355x412 | 209029 |

Recommended rubbish bag 85-125 L

Doors, push open

| Name | Size | NCS | Oak | Ash |
|---|------------|--------|--------|--------|
| Space cabinet door 734, push open | 392x734x16 | 204001 | 214001 | 224001 |
| Space cabinet double door 734, push open | 788x734x16 | 204003 | 214003 | 224003 |

NCS: Lacquered MDF, any NCS.

Oak: Oak laminate | **Ash:** Ash laminate

Doors with inlets

| Name | Size | NCS |
|-------------------------------------|------------|--------|
| Space cabinet door 734, with inlet* | 392x734x16 | 204002 |

*The cover plate inside the metal door is as standard powder coated, RAL 9016 white. Can be painted in any RAL colour, at an additional cost.

* Inset: W:270 x H:125 mm.

Door without push open fittings.

NCS: Lacquered MDF, any NCS.



Drawers 100% pull-out, push open

| Name | Size | NCS | Oak | Ash |
|--|-------------|--------|--------|--------|
| Space cabinet single drawer 182 | 393x182x466 | 208066 | 218066 | 228066 |
| Space cabinet single drawer 366, w. railing | 393x366x466 | 208067 | 218067 | 228067 |
| Space cabinet single drawer 366, high side | 393x366x466 | 208068 | 218068 | 228068 |
| Space cabinet double drawer 182 | 788x182x466 | 208076 | 218076 | 228076 |
| Space cabinet double drawer 366, w. railing | 788x366x466 | 208077 | 218077 | 228077 |
| Space cabinet double drawer 366, high side | 788x366x466 | 208078 | 218078 | 228078 |

Drawers with 100% extension, max load weight 35 kg with push open fittings.

Inner dimensions of drawers:

Single drawer 182: B325 x H127 x D420 mm

Single drawer 366: B325 x H311 x D420 mm

Double drawer 182: B720 x H127 x D420 mm

Double drawer 366: B720 x H311 x D420 mm

NCS: Lacquered MDF, any NCS.

Oak: Oak laminate | **Ash:** Ash laminate



Drawer inserts

| Name | Size | Art no. |
|---|---------|---------|
| Space cabinet single drawer insert H67, 6 slots | 135x154 | 209301 |
| Space cabinet single drawer insert H182, 6 slots | 135x154 | 209302 |
| Space cabinet double drawer insert H67, 12 slots | 135x171 | 209303 |
| Space cabinet double drawer insert H182, 12 slots | 135x171 | 209304 |




Size: Width x Height (incl. base). x Depth. **Frame, fronts:** 16 mm. **Plinth** height: 143 mm.
All doors are right-hinged as standard.


Top cover in compact laminate, black core thk 12 mm

| Name | Colour | Depth | Art no. |
|---------------------------------|------------------|-------|---------|
| Space top cover single | F2255 White | 490 | 209140 |
| Space top cover single | F2297 Anthracite | 490 | 209141 |
| Space top cover single | F5343 Olive | 490 | 209142 |
| <i>When placed back to back</i> | | | |
| Space top cover double | F2255 White | 980 | 209143 |
| Space top cover double | F2297 Anthracite | 980 | 209144 |
| Space top cover double | F5343 Olive | 980 | 209145 |

Contact TreCe if you would like the top cover in another material.



White
(F1040)



Anthracite
(F2297)



Olive
(F5343)

Inlets for top cover, compact laminate

| Name | Size | Art no. |
|--------------------|-------------------|---------|
| Space inlet square | 250x250 | 209150 |
| Space inlet round | Ø220 | 209152 |
| Space inlet custom | Max. size 220x260 | 209151 |

Lid, compact laminate

| Name | Description | Size | Color | Art no. |
|--|--|------|------------|---------|
| Space lid, <i>Pfleiderer WSR209</i> | Lid for Space inlet Ø220 mm, art. no. 209152. Compact laminate white core and white knob RAL 9010. | Ø230 | White | 209153 |
| Space lid, <i>Formica F2297</i> | Lid for Space inlet Ø220 mm, art. no. 209152. Compact laminate black core and anthracite knob RAL 7016. | Ø230 | Anthracite | 209154 |
| Space lid, <i>Formica F5343</i> | Lid for Space inlet Ø220 mm, art. no. 209152. Compact laminate black core and olive coloured knob RAL 6013. | Ø230 | Olive | 209155 |



Contact TreCe if the top plate is required in another material.

Cover panels thk 16 mm

| Name | Size | NCS | Oak | Ash |
|--|------------|--------|--------|--------|
| Space cover panel single, counter | 490x882x16 | 206024 | 216024 | 226024 |
| <i>When placing modules back to back</i> | | | | |
| Space cover panel double, counter | 980x882x16 | 206524 | 216524 | 226524 |

NCS: Lacquered MDF, any NCS.

Oak: Oak laminate | **Ash:** Ash laminate

Top cover thk 16mm

| Name | Size | NCS | Oak | Ash |
|--|------|--------|--------|--------|
| Space top cover single | 490 | 207021 | 217021 | 227021 |
| <i>When placing modules back to back</i> | | | | |
| Space top cover double | 980 | 207022 | 217022 | 227022 |

NCS: Lacquered MDF, any NCS.

Oak: Oak laminate | **Ash:** Ash laminate




Size: Width x Height (incl. base). x Depth. **Frame, fronts:** 16 mm. **Plinth height:** 143 mm.
All doors are right-hinged as standard.


Worktop in high pressure laminate Formica Collection Colors, thk 23 mm

| Name | Colour | Depth | Art no. |
|---------------------------------|------------------|-------|---------|
| Space worktop single | F2255 White | 490 | 209201 |
| Space worktop single | F2297 Anthracite | 490 | 209202 |
| Space worktop single | F5343 Olive | 490 | 209203 |
| <i>When placed back to back</i> | | | |
| Space worktop double | F2255 White | 980 | 209211 |
| Space worktop double | F2297 Anthracite | 980 | 209212 |
| Space worktop double | F5343 Olive | 980 | 209213 |

Contact TreCe if you would like the top cover in another material.



White
(F1040)



Anthracite
(F2297)




Olive
(F5343)

Worktop in high pressure laminate Pfleiderer Wood decors, thk 23 mm

| Name | Colour | Depth | Art no. |
|---------------------------------|------------|-------|---------|
| Space worktop single | R20095/Oak | 490 | 219201 |
| Space worktop single | R34027/Ash | 490 | 229201 |
| <i>When placed back to back</i> | | | |
| Space worktop double | R20095/Oak | 980 | 219211 |
| Space worktop double | R34027/Ash | 980 | 229211 |

Contact TreCe if you would like the top cover in another material.



Oak
(R20095)



Ash
(R34027)

Holes for high-pressure laminate worktops

Inlet with powder coated steel frame

| Name | Size | Colour | Art no. |
|--------------|---------|--------|---------|
| Inlet round | Ø 110 | White | 820951 |
| Inlet round | Ø 250 | White | 820953 |
| Inlet round | Ø 110 | Black | 820952 |
| Inlet round | Ø 250 | Black | 820954 |
| Inlet square | 250x250 | White | 820961 |
| Inlet square | 250x250 | Black | 820962 |




Inlet with powder coated frame in steel, 250x250 mm.



Inlet with powder coated frame in steel, 250x250 mm.

Lid with knob for round inlets in lacquered steel

| Name | Size | Colour | Art no. |
|------|-------|--------|---------|
| Lid | Ø 250 | White | 820957 |
| Lid | Ø 250 | Black | 820959 |



Lid with knob for round inlets in lacquered steel.

Inlet and lid with knob integrated/lowered in worktop

| Name | Size | Material | Art no. |
|-----------------------------|-------|--------------------|---------|
| Inlet round | Ø 250 | Stainless steel | 820980 |
| Lid inlet compact laminate* | Ø 250 | White (F1040) | 820985 |
| Lid inlet compact laminate* | Ø 250 | Anthracite (F2297) | 820986 |

* Knob, Ø19 mm, stainless steel.



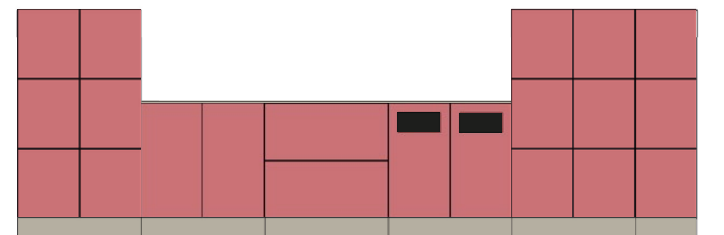
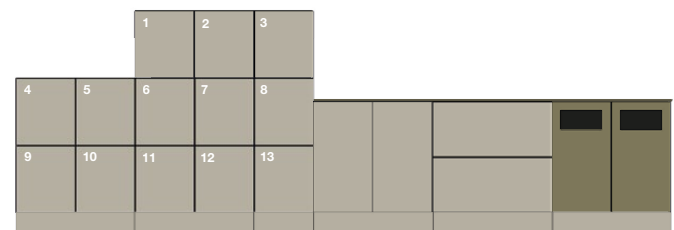
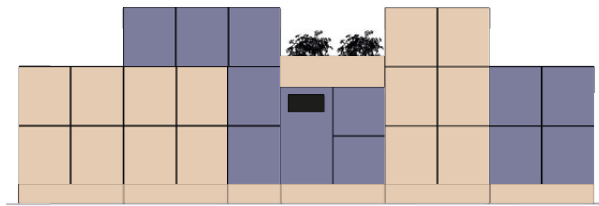
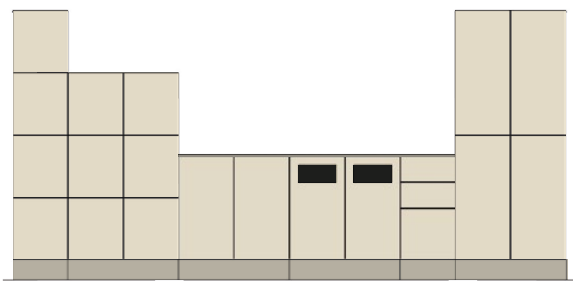
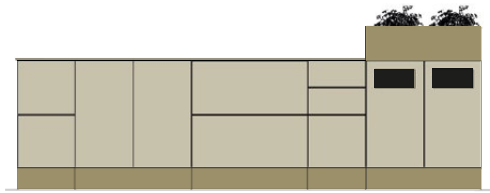
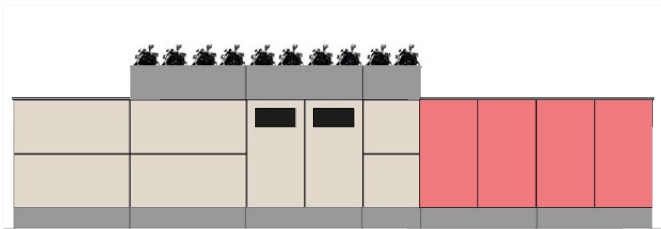
Inlet integrated/lowered in worktop.



Lid in compact laminate, (F2297).

Size: Width x Height (incl. base). x Depth. **Frame, fronts:** 16 mm. **Plinth height:** 143 mm.
All doors are right-hinged as standard.

Space Combinations



Dimensions: Width x Height x Depth.

Office

Personal Storage

Office is a product family designed to meet the needs of the modern office. Smart solutions that focus on function and with a low environmental impact. Made from needled felt with 7% wool, 93% polyester, and with details in untreated leather.

Sustainability & Material

- The felt meets Oekotex 100, class I (Products for children up to 3 years)
- Untreated leather
- Free from prohibited azo dyes, carcinogenic and allergenic dyes, phthalates, formaldehyde, pesticides, heavy metals, certain chlorine and tin organics, biologically active products and flame retardants.



Office Bag

Available in two colours, anthracite and light grey. Made of needled felt with 7% wool and 93% polyester. Leather details.

- Several compartments.
- Business card holder in leather.
- Pen holder in leather.

| Name | Size | Anthracite | Light grey |
|------------|-------------|------------|------------|
| Office Bag | 360x310x170 | 830808 | 830818 |

Dimensions: Width x Height x Depth.

Office Backpack, 15 L

Needed felt with 7% wool, 93% polyester and leather details.

- Handle
- Magnetic closure with 2 positions, hidden in the lining
- Business card holder in leather
- Adjustable shoulder straps with details in leather
- Push buttons on the side for adjusting the depth
- Water resistant bottom
- Integrated rain cover hidden in the bottom with zipper.
- Holds 15 L
- Laptop compartment
- Pen holder in leather for 3 pens
- Pocket for accessories



| Name | Size | Anthracite |
|-----------------------|-------------|------------|
| Office Backpack, 15 L | 310x400x135 | 830500 |

Office Sleeve

Laptop case suitable for most laptop computers. Needed felt with 7% wool and 93% polyester. Leather details and top opening with velcro close.

| Name | Fits | Size | Anthracite | Light grey |
|-----------------|-------------|---------|------------|------------|
| Office Sleeve S | 13,3" | 250x360 | 830700 | 830710 |
| Office Sleeve M | 13,3"-14,5" | 280x400 | 830701 | 830711 |
| Office Sleeve L | 14,5"-15,6" | 310x440 | 830720 | 830721 |



Office Pouch

Practical small bag in needed felt with 7% wool and 93% polyester, for cables, keys, USB-sticks etc. Zipper with details in untreated leather.

| Name | Size | Anthracite | Light grey |
|--------------|------------|------------|------------|
| Office Pouch | 175x160x50 | 830600 | 830610 |



Accessories

Hanger, Office bag

Practical hanger that is easily attached to the table top. Folds together after use and easily stored in your pocket.

| Name | Size | Art no. |
|--------------------|---------|---------|
| Bag hanger, mobile | Ø 35 mm | 830880 |



Dimensions: Width x Height x Depth. **Frame:** 19 mm. **Front:** 16 mm.

NCS refers to product lacquered in one optional NCS colour.

Mounting strip is included in all wall mounted products.


CombiLine

Lockers

Lockers for personal or public storage. Doors are available with different types of locks and closures. It is also possible to have doors with mail-inlets. The storage compartments are highly adaptable and fits in most spaces.

Frames and fronts are available in standard white or lacquered in any NCS colour. Choose between different heights of frame and doors. Standard widths: 310, 605 and 900 mm. Alternative locks can be ordered at additions, see page 69.


This storage series can be customised.



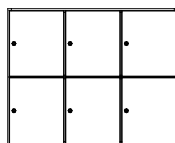
Two lockers FF60/10 combined with two wardrobes KLE60. Depth 370 mm. All with cabinet locks.

CombiLine Lockers Wall

Size inside locker: 274x333x358 mm. **Locks** incl. 2 keys.



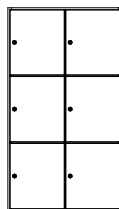
FFV60/4
605x723x370




FFV90/6
900x723x370

Height 723 mm, Depth 370 mm

| Name | White | NCS | Beech | Birch | Oak |
|---------|--------|---------|--------|--------|--------|
| FFV60/4 | 841242 | 849242L | 843242 | 845242 | 847242 |
| FFV90/6 | 841243 | 849243L | 843243 | 845243 | 847243 |



FFV60/6
605x1075x370



FFV90/9
900x1075x370

Height 1075 mm, Depth 370 mm

| Name | White | NCS | Beech | Birch | Oak |
|---------|--------|---------|--------|--------|--------|
| FFV60/6 | 841252 | 849252L | 843252 | 845252 | 847252 |
| FFV90/9 | 841253 | 849253L | 843253 | 845253 | 847253 |

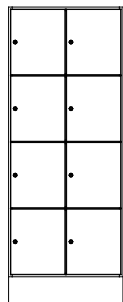
Dimensions: Width x Height x Depth. **Frame:** 19 mm. **Front:** 16 mm. **Plinth:** 157 mm
NCS refers to product lacquered in one optional NCS colour.

CombiLine Lockers Floor


Size inside locker: 274x333x358 mm. **Locks** incl. 2 keys.



FF30/4
310x1584x370



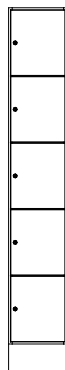
FF60/8
605x1584x370



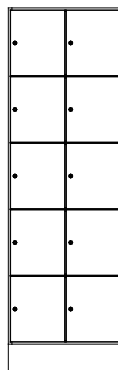
FF90/12
900x1584x370

Height 1584 mm, Depth 370 mm


| Name | White | NCS | Beech | Birch | Oak |
|---------|--------|---------|--------|--------|--------|
| FF30/4 | 841231 | 849231L | 843231 | 845231 | 847231 |
| FF60/8 | 841232 | 849232L | 843232 | 845232 | 847232 |
| FF90/12 | 841233 | 849233L | 843233 | 845233 | 847233 |



FF30/5
310x1936x370



FF60/10
605x1936x370




FF90/15
900x1936x370

Height 1936 mm, Depth 370 mm

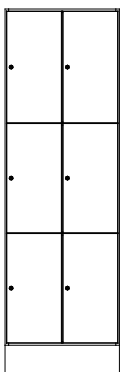
| Name | White | NCS | Beech | Birch | Oak |
|---------|--------|---------|--------|--------|--------|
| FF30/5 | 841221 | 849221L | 843221 | 845221 | 847221 |
| FF60/10 | 841222 | 849222L | 843222 | 845222 | 847222 |
| FF90/15 | 841223 | 849223L | 843223 | 845223 | 847223 |

CombiLine Lockers Floor

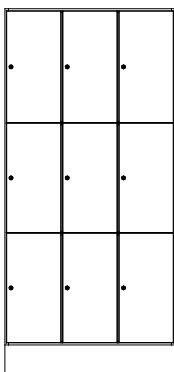
Size inside locker: 274x567x558 mm. **Locks** incl. 2 keys.



FF30/3
310x1936x570



FF60/6
605x1936x570



FF90/9
900x1936x570

Height 1936 mm, Depth 570 mm

| Name | White | NCS | Beech | Birch | Oak |
|--------|--------|---------|--------|--------|--------|
| FF30/3 | 841211 | 849211L | 843211 | 845211 | 847211 |
| FF60/6 | 841212 | 849212L | 843212 | 845212 | 847212 |
| FF90/9 | 841213 | 849213L | 843213 | 845213 | 847213 |

Accessories

| Name | Fits | Size | Art no. |
|-----------------------------------|-----------|--------------|---------|
| Mail shelf, acrylic | | Depth 370 mm | 810919 |
| Mail inlet | | Height 22 mm | 840911 |
| Stuff cork box | | 90x44x347 | 890101 |
| Stuff shelf cork box | | 97x80x350 | 890201 |
| Carpet, black, fine ribbed rubber | Depth 570 | 270x550x3 | 840950 |
| Mirror, door | | 230x400 | 840912 |

Shelves

Width/Depth: 30/370 mm and 30/570 mm

| Name | White | NCS | Beech | Birch | Oak |
|----------------|--------|---------|--------|--------|--------|
| Shelves 30/370 | 841916 | 849916L | 843916 | 845916 | 847916 |
| Shelves 30/570 | 821913 | 829913L | 823913 | 825913 | 827913 |

Master key

| Name | Lock type | Art no. |
|------------|---------------|---------|
| Master key | Cabinet locks | 840913 |

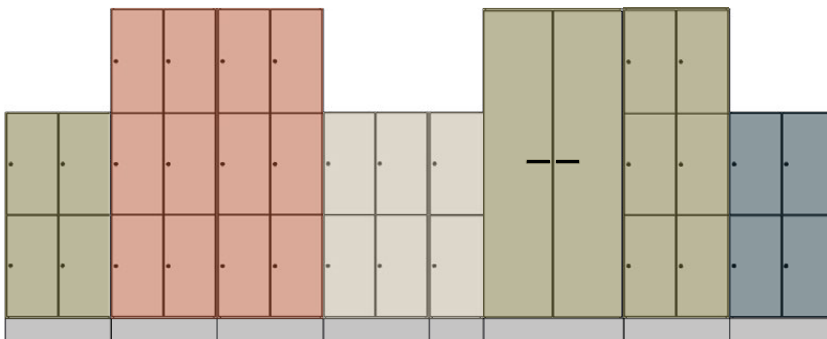
Alternative locks, addition

| Name | Art no. |
|------------------|----------------------------------|
| Padlock fitting | Black (padlock not incl.) 830915 |
| Combination lock | Black, for personal storage |
| RFID-lock | For personal/public storage |
| Coin lock | |

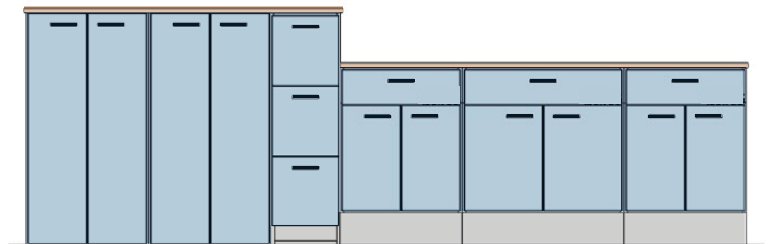
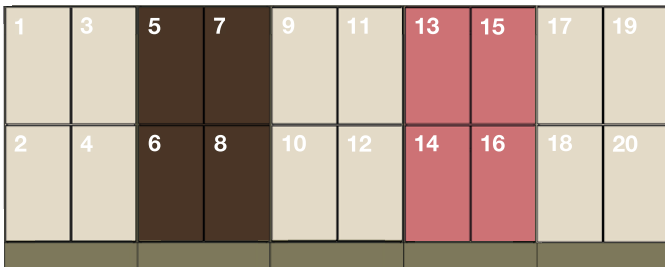


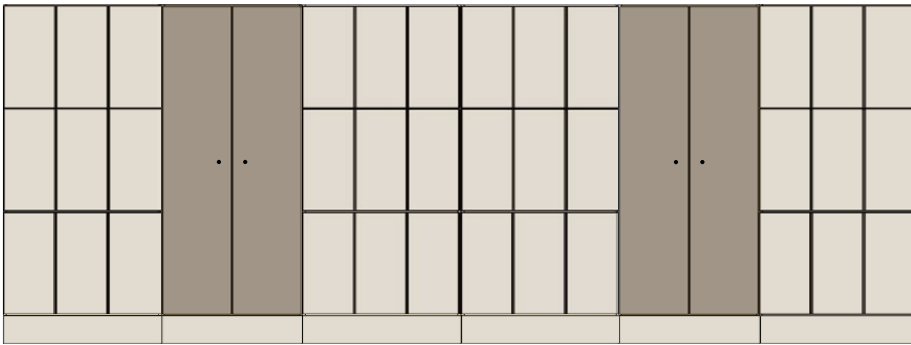
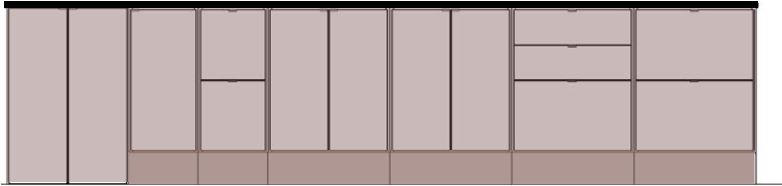
CombiLine combinations



Wine red NCS/RAL 3005 Old pink NCS/RAL 3014 Olive NCS/RAL 6013 Pearl White NCS/RAL 1013 Frame and plinth in white laminate.



CombiLine combinations



Dimensions: Width x Height x Depth (height incl. plinth). **Frame:** 19 mm. **Front:** 16 mm. **Plinth:** 157 mm.
NCS refers to product lacquered in one optional NCS colour.

CombiLine

Wardrobe

Space efficient lockable wardrobes designed to blend into the work environment. Clothes rail and hat rack always included as standard. Doors are available with different types of locks and closures.

Frames and fronts are available in standard white or lacquered in any NCS colour. Choose between different standard widths: 310, 605 and 900 mm.

This series can be customised. Clothes rail and hat rack are always included as standard. Master key for all locks can be ordered separately. Standard height: 1936 mm.

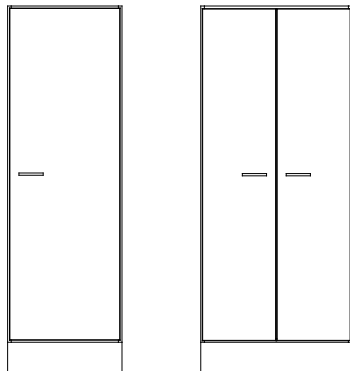
This storage series can be customised



Two lockers FF60/6 combined with two wardrobes KLD60, all with RFID-locks.

CombiLine Wardrobe Floor

Hat rack and clothes rail included.
Cabinet locks not included, available as accessory for KL60.



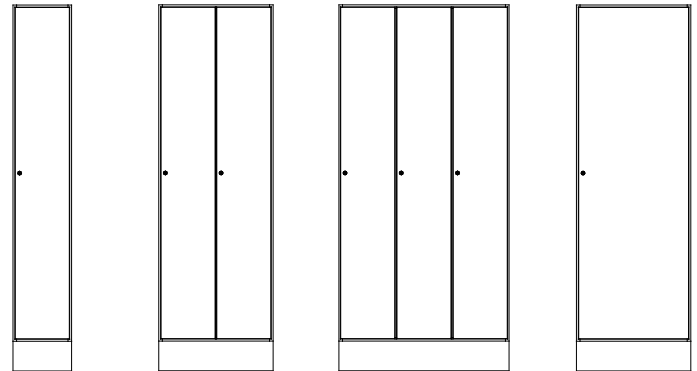
KL60
605x1936x570

KL80
800x1936x570

Height 1936 mm, Depth 570 mm

| Name | White | NCS | Beech | Birch | Oak |
|------|--------|---------|--------|--------|--------|
| KL60 | 841115 | 849115L | 843115 | 845115 | 847115 |
| KL80 | 841116 | 849116L | 843116 | 845116 | 847116 |

Hat rack, clothes rail and cabinet lock with 2 keys are included.



KLE30
310x1936x570

KLD60
605x1936x570

KLT90
900x1936x570

KLE60
605x1936x370

Height 1936 mm, Depth 570 mm

| Name | White | NCS | Beech | Birch | Oak |
|-------|--------|---------|--------|--------|--------|
| KLE30 | 841111 | 849111L | 843111 | 845111 | 847111 |
| KLD60 | 841112 | 849112L | 843112 | 845112 | 847112 |
| KLT90 | 841113 | 849113L | 843113 | 845113 | 847113 |

Height 1936 mm, Depth 370 mm

| Name | White | NCS | Beech | Birch | Oak |
|-------|--------|---------|--------|--------|--------|
| KLE60 | 841114 | 849114L | 843114 | 845114 | 847114 |

Note! KLE60 must be secured to a wall due to tipping risk.

Dimensions: Width x Height x Depth.

Accessories

| Name | Size | Fits | Art no. |
|----------------------|-----------|------|---------|
| Mirror, door | 230x400 | | 840912 |
| Stuff cork box | 90x44x347 | | 890101 |
| Stuff shelf cork box | 97x80x350 | | 890201 |

Carpet, black, fine ribbed rubber, 3 mm

| | | | |
|---------------|---------|---------------------|--------|
| Carpet, black | 270x550 | KLE30, KLD60, KLT90 | 840950 |
| Carpet, black | 565x350 | KLE60 | 840951 |
| Carpet, black | 565x550 | KL60 | 840952 |
| Carpet, black | 760x550 | KL80 | 840953 |



Stuff cork box and shelf keeps smaller items in order.



Mirror

Cabinet locks

| Name | Art no. |
|--|---------|
| Cabinet locks, different lock numbers, incl 2 keys | 830910 |
| Addition, identical locks, Cabinet locks | 830985 |
| Master key Cabinet locks | 840913 |

Alternative locks, addition

| Name | Info |
|------------------------|---|
| Code lock (mechanical) | For personal/public storage |
| Code lock (digital) | Available for both personal storage and public storage. |
| RFID-lock | For personal/public storage |

* Contact TreCe for proximity based locks and locks as above.



Padlock fittings, excluding padlocks.



Cabinet lock incl. 2 keys as standard.



RFID-locks EM or Mifare.



Code lock, mechanical, for private or public use.



Digital code lock, black, for private or public use.




Digital code lock, silver, for private or public use.

Dimensions: Width x Height x Depth (height incl. plinth). **Frame:** 19 mm. **Front:** 16 mm. **Plinth:** 157 mm.
NCS refers to product lacquered in one optional NCS colour.

CombiLine

Office shelf

Shelves and cupboards for storage of large volumes. Frames and fronts are available in standard white or lacquered in any NCS colour. Choose between different sizes. Possibility to choose glass doors, glass shelves, drawers or filing drawers. Office shelves can be easily adapted to personal and public storage with different types of locks. This series can be customised. Contact TreCe for quotation or drawing proposals. Worktops for the lower models are also available as a supplement.



Office shelving/cupboards are available in depth 370 and 570 mm.

CombiLine Office shelf/cupboards


| Height 880 mm, Depth 370 mm | | | | | | Height 1232 mm, Depth 370 mm | | | | | |
|------------------------------|--------|---------|--------|--------|--------|-------------------------------|--------|---------|--------|--------|--------|
| Name | White | NCS | Beech | Birch | Oak | Name | White | NCS | Beech | Birch | Oak |
| KH60/2 605x880x370 | | | | | | KH60/3 605x1232x370 | | | | | |
| KH80/2 800x880x370 | | | | | | KH80/3 800x1232x370 | | | | | |
| KS60/2 605x880x370 | | | | | | KS60/3 605x1232x370 | | | | | |
| KS80/2 800x880x370 | | | | | | KS80/3 800x1232x370 | | | | | |
| KH60/2 | 831111 | 839111L | 833111 | 835111 | 837111 | KH60/3 | 831115 | 839115L | 833115 | 835115 | 837115 |
| KH80/2 | 831123 | 839123L | 833123 | 835123 | 837123 | KH80/3 | 831124 | 839124L | 833124 | 835124 | 837124 |
| KS60/2 | 831211 | 839211L | 833211 | 835211 | 837211 | KS60/3 | 831219 | 839219L | 833219 | 835219 | 837219 |
| KS80/2 | 831127 | 839127L | 833127 | 835127 | 837127 | KS80/3 | 831128 | 839128L | 833128 | 835128 | 837128 |

CombiLine Office shelf/cupboards

| Height 1232 mm, Depth 570 mm | | | | | | | |
|--------------------------------|--------|---------|--------|--------|--------|-----------------|--------|
| Name | White | NCS | Beech | Birch | Oak | Name | White |
| KHD60/3 605x1232x570 | | | | | | KH120/3 | 831141 |
| KHD80/3 800x1232x570 | | | | | | KS120/3 | 831142 |
| KSD60/3 605x1232x570 | | | | | | KSL120/3 | 831143 |
| KSD80/3 800x1232x570 | | | | | | | |
| KHD60/3 | 861115 | 869115L | 863115 | 865115 | 867115 | | |
| KHD80/3 | 831131 | 839131L | 833131 | 835131 | 837131 | | |
| KSD60/3 | 861219 | 869219L | 863219 | 865219 | 867219 | | |
| KSD80/3 | 831134 | 839134L | 833134 | 835134 | 837134 | | |

Dimensions: Width x Height x Depth (height incl. plinth). **Frame:** 19 mm. **Front:** 16 mm. **Plinth:** 157 mm.
NCS refers to product lacquered in one optional NCS colour.

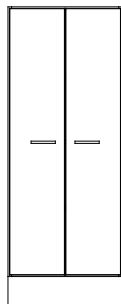
CombiLine Office shelf/cupboards



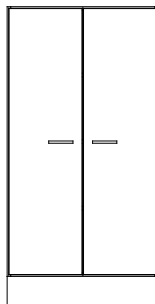
KH60/4
605x1584x370




KH80/4
800x1584x370




KS60/4
605x1584x370



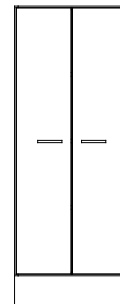
KS80/4
800x1584x370



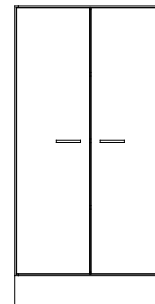
KHD60/4
605x1584x570



KHD80/4
800x1584x570



KSD60/4
605x1584x570




KSD80/4
800x1584x570

Height 1584 mm, Depth 370 mm

| Name | White | NCS | Beech | Birch | Oak |
|--------|--------|---------|--------|--------|--------|
| KH60/4 | 831116 | 839116L | 833116 | 835116 | 837116 |
| KH80/4 | 831125 | 839125L | 833125 | 835125 | 837125 |
| KS60/4 | 831220 | 839220L | 833220 | 835220 | 837220 |
| KS80/4 | 831129 | 839129L | 833129 | 835129 | 837129 |

Height 1584 mm, Depth 570 mm

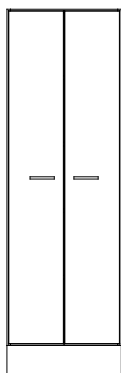
| Name | White | NCS | Beech | Birch | Oak |
|---------|--------|---------|--------|--------|--------|
| KHD60/4 | 861116 | 869116L | 863116 | 865116 | 867116 |
| KHD80/4 | 831132 | 839132L | 833132 | 835132 | 837132 |
| KSD60/4 | 861220 | 869220L | 863220 | 865220 | 867220 |
| KSD80/4 | 831135 | 839135L | 833135 | 835135 | 837135 |



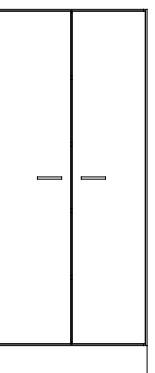
KH60/5
605x1936x370




KH80/5
800x1936x370




KS60/5
605x1936x370



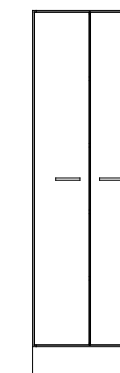
KS80/5
800x1936x370



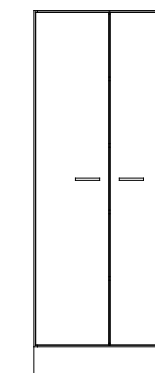
KHD60/5
605x1936x570



KHD80/5
800x1936x570



KSD60/5
605x1936x570



KSD80/5
800x1936x570

Height 1936 mm, Depth 370 mm

| Name | White | NCS | Beech | Birch | Oak |
|--------|--------|---------|--------|--------|--------|
| KH60/5 | 831112 | 839112L | 833112 | 835112 | 837112 |
| KH80/5 | 831126 | 839126L | 833126 | 835126 | 837126 |
| KS60/5 | 831212 | 839212L | 833212 | 835212 | 837212 |
| KS80/5 | 831130 | 839130L | 833130 | 835130 | 837130 |

Height 1936 mm, Depth 570 mm

| Name | White | NCS | Beech | Birch | Oak |
|---------|--------|---------|--------|--------|--------|
| KHD60/5 | 861112 | 869112L | 863112 | 865112 | 867112 |
| KHD80/5 | 831133 | 839133L | 833133 | 835133 | 837133 |
| KSD60/5 | 861212 | 869212L | 863212 | 865212 | 867212 |
| KSD80/5 | 831136 | 839136L | 833136 | 835136 | 837136 |

Cabinet locks

| Name | Art no. |
|--|---------|
| Cabinet locks, different lock numbers, incl 2 keys | 830910 |
| Addition, identical locks, Cabinet locks | 830985 |
| Master key Cabinet locks | 840913 |

If you would like other lock types, contact TreCe.

Tips!

Combine freely. Choose wooden or glass doors. See pages 164. If you would like other handles, please contact TreCe.

Accessories such as leg sets, wheel sets and drawers can be found on pages 100-102.

For worktops, see pages 98-99.

Dimensions: Width x Height x Depth (height incl. plinth). **Frame:** 19 mm. **Front:** 16 mm. **Plinth:** 157 mm.
NCS refers to product lacquered in one optional NCS colour.

Folder drawer



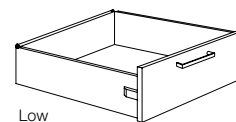
Width 600 and 800 mm, Depth 570 mm

| Name | White | NCS | Beech | Birch | Oak |
|---------------|--------|---------|--------|--------|--------|
| ML60/570 1xA4 | 831727 | 839727L | 833727 | 835727 | 837727 |
| ML80/570 2xA4 | 831729 | 839729L | 833729 | 835729 | 837729 |

Drawer low, 100% expansion

Depth 570 mm

| Name | White | NCS | Beech | Birch | Oak |
|--------------------|--------|---------|--------|--------|--------|
| Drawer 30 low 100% | 831720 | 839720L | 833720 | 835720 | 837720 |
| Drawer 60 low 100% | 831721 | 839721L | 833721 | 835721 | 837721 |
| Drawer 80 low 100% | 831722 | 839722L | 833722 | 835722 | 837722 |



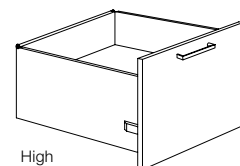
Low

Low drawers with 100% extraction have a maximum load capacity of 35 kg.

Drawer high, 100% expansion

Depth 570 mm

| Name | White | NCS | Beech | Birch | Oak |
|---------------------|--------|---------|--------|--------|--------|
| Drawer 60 high 100% | 831714 | 839714L | 833714 | 835714 | 837714 |
| Drawer 80 high 100% | 831719 | 839719L | 833719 | 835719 | 837719 |



High

High drawers with 100% extraction have a maximum load capacity of 65 kg.

Dimensions: Width x Height x Depth (height incl. plinth). **Frame:** 19 mm. **Plinth:** 157 mm.

Mounting strip is included in all wall mounted products.

NCS refers to product lacquered in one optional NCS colour.

CombiLine

Magazine shelf Expo

Expo has display surfaces in powder-coated steel for exposure of journals, books and reference materials. Plenty of storage space behind the display surfaces. You choose which colour you want on your display surfaces: white or black. Mounting strip included with all wall modules. Expo is available in standard white or lacquered in any NCS colour. Our standard widths are 310 mm, 605 mm and 900 mm.

V = White shelves

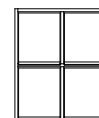
S = Black shelves



CombiLine Magazine shelf Expo, Wall

Height 723 mm, Depth 370 mm

| Name | White | NCS | Beech | Birch | Oak |
|------------|---------|----------|---------|---------|---------|
| EXPO 60/4V | 841332V | 849332VL | 843332V | 845332V | 847332V |
| EXPO 60/4S | 841332S | 849332SL | 843332S | 845332S | 847332S |
| EXPO 90/6V | 841333V | 849333VL | 843333V | 845333V | 847333V |
| EXPO 90/6S | 841333S | 849333SL | 843333S | 845333S | 847333S |



EXPO 60/4
605x723x370




EXPO 90/6
900x723x370

Height 1075 mm, Depth 370 mm

| Name | White | NCS | Beech | Birch | Oak |
|------------|---------|----------|---------|---------|---------|
| EXPO 60/6V | 841342V | 849342VL | 843342V | 845342V | 847342V |
| EXPO 60/6S | 841342S | 849342SL | 843342S | 845342S | 847342S |
| EXPO 90/9V | 841343V | 849343VL | 843343V | 845343V | 847343V |
| EXPO 90/9S | 841343S | 849343SL | 843343S | 845343S | 847343S |



EXPO 60/6
605x1075x370



EXPO 90/9
900x1075x370

CombiLine Magazine shelf Expo, Floor

Height 1584 mm, Depth 370 mm


| Name | White | NCS | Beech | Birch | Oak |
|-------------|---------|----------|---------|---------|---------|
| EXPO 30/4V | 841321V | 849321VL | 843321V | 845321V | 847321V |
| EXPO 30/4S | 841321S | 849321SL | 843321S | 845321S | 847321S |
| EXPO 60/8V | 841322V | 849322VL | 843322V | 845322V | 847322V |
| EXPO 60/8S | 841322S | 849322SL | 843322S | 845322S | 847322S |
| EXPO 90/12V | 841323V | 849323VL | 843323V | 845323V | 847323V |
| EXPO 90/12S | 841323S | 849323SL | 843323S | 845323S | 847323S |



EXPO 30/4
310x1584x370



EXPO 60/8
605x1584x370



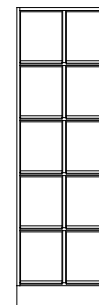
EXPO 90/12
900x1584x370

Height 1936 mm, Depth 370 mm


| Name | White | NCS | Beech | Birch | Oak |
|-------------|---------|----------|---------|---------|---------|
| EXPO 30/5V | 841311V | 849311VL | 843311V | 845311V | 847311V |
| EXPO 30/5S | 841311S | 849311SL | 843311S | 845311S | 847311S |
| EXPO 60/10V | 841312V | 849312VL | 843312V | 845312V | 847312V |
| EXPO 60/10S | 841312S | 849312SL | 843312S | 845312S | 847312S |
| EXPO 90/15V | 841313V | 849313VL | 843313V | 845313V | 847313V |
| EXPO 90/15S | 841313S | 849313SL | 843313S | 845313S | 847313S |



EXPO 30/5
310x1936x370



EXPO 60/10
605x1936x370



EXPO 90/15
900x1936x370

* Price via quote. Contact TreCe for more information.


Dimensions: Width x Height x Depth (height incl. plinth). **Frame:** 19 mm. **Plinth:** 157 mm.
Mounting strip is included in all wall mounted products.
NCS refers to product lacquered in one optional NCS colour.

CombiLine

Combi shelf

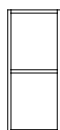
The Combi shelf, an adaptable storage unit. Build freely from floor to ceiling. Utilise the wall surface with a wall mounted combi shelf and create a unique module by freely combining together with optional accessories. The Combi shelf is available in standard white or lacquered in any NCS colour. Worktops for the lower models are also available as a supplement. Accessories such as legs, wheels and doors can be found on pages 98–99. Work tops for the lower modules can be found on page 100.

Contact TreCe if you want a top disc in another material.




Add a worktop to low modules for a more integrated look.

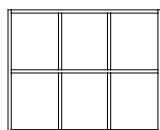
CombiLine Combi shelf Wall



KBV30/2
310x723x370



KBV60/2
605x723x370




KBV90/2
900x723x370

Height 723 mm, Depth 370 mm


| Name | White | NCS | Beech | Birch | Oak |
|---------|--------|---------|--------|--------|--------|
| KBV30/2 | 831615 | 839615L | 833615 | 835615 | 837615 |
| KBV60/2 | 831625 | 839625L | 833625 | 835625 | 837625 |
| KBV90/2 | 831635 | 839635L | 833635 | 835635 | 837635 |



KBV30/3
310x1075x370



KBV60/3
605x1075x370

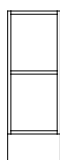


KBV90/3
900x1075x370


Height 1075 mm, Depth 370 mm

| Name | White | NCS | Beech | Birch | Oak |
|---------|--------|---------|--------|--------|--------|
| KBV30/3 | 831616 | 839616L | 833616 | 835616 | 837616 |
| KBV60/3 | 831626 | 839626L | 833626 | 835626 | 837626 |
| KBV90/3 | 831636 | 839636L | 833636 | 835636 | 837636 |

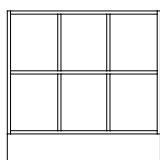
CombiLine Combi shelf Floor



KBH30/2
310x880x370



KBH60/2
605x880x370



KBH90/2
900x880x370

Height 880 mm, Depth 370 mm


| Name | White | NCS | Beech | Birch | Oak |
|---------|--------|---------|--------|--------|--------|
| KBH30/2 | 831611 | 839611L | 833611 | 835611 | 837611 |
| KBH60/2 | 831621 | 839621L | 833621 | 835621 | 837621 |
| KBH90/2 | 831631 | 839631L | 833631 | 835631 | 837631 |



KBH30/3
310x1232x370



KBH60/3
605x1232x370



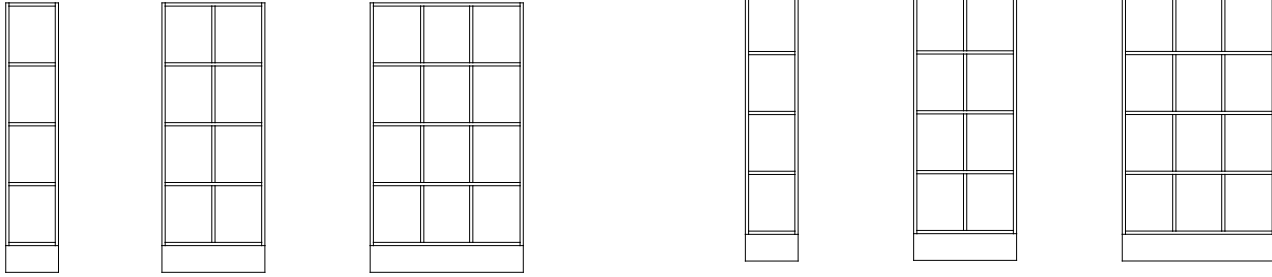
KBH90/3
900x1232x370

Height 1232 mm, Depth 370 mm

| Name | White | NCS | Beech | Birch | Oak |
|---------|--------|---------|--------|--------|--------|
| KBH30/3 | 831612 | 839612L | 833612 | 835612 | 837612 |
| KBH60/3 | 831622 | 839622L | 833622 | 835622 | 837622 |
| KBH90/3 | 831632 | 839632L | 833632 | 835632 | 837632 |

Dimensions: Width x Height x Depth (height incl. plinth). **Frame:** 19 mm. **Plinth:** 157 mm.
NCS refers to product lacquered in one optional NCS colour.

CombiLine Combi shelf Floor



KBH30/4
310x1584x370

KBH60/4
605x1584x370

KBH90/4
900x1584x370

KBH30/5
310x1936x370

KBH60/5
605x1936x370

KBH90/5
900x1936x370

Height 1584 mm, Depth 370 mm

| Name | White | NCS | Beech | Birch | Oak |
|---------|--------|---------|--------|--------|--------|
| KBH30/4 | 831613 | 839613L | 833613 | 835613 | 837613 |
| KBH60/4 | 831623 | 839623L | 833623 | 835623 | 837623 |
| KBH90/4 | 831633 | 839633L | 833633 | 835633 | 837633 |

Height 1936 mm, Depth 370 mm

| Name | White | NCS | Beech | Birch | Oak |
|---------|--------|---------|--------|--------|--------|
| KBH30/5 | 831614 | 839614L | 833614 | 835614 | 837614 |
| KBH60/5 | 831624 | 839624L | 833624 | 835624 | 837624 |
| KBH90/5 | 831634 | 839634L | 833634 | 835634 | 837634 |



Worktops High pressure laminate, Formica Collection Colours and Woods



White
(F1040)

Beech
(F2726)

Birch
(F7555)

Oak
(R20095)

Ash
(F1004)

Light grey
(F7927)

Grey
(F7912)

Anthracite
(F2297)

Black
(F2253)

Olive
(F5343)

| Name | Colour | Art no. |
|-------------------------|------------------|---------|
| Laminate - 390 mm depth | White F1040 | 821003 |
| Laminate - 390 mm depth | Beech F2726 | 822003 |
| Laminate - 390 mm depth | Birch F7555 | 824103 |
| Laminate - 390 mm depth | Oak F7603 | 826003 |
| Laminate - 390 mm depth | Ash F1004 | 828073 |
| Laminate - 390 mm depth | Light grey F7927 | 828013 |
| Laminate - 390 mm depth | Grey F7912 | 828003 |
| Laminate - 390 mm depth | Anthracite F2297 | 828033 |
| Laminate - 390 mm depth | Black F2253 | 828023 |

Worktops MFC laminate



White
(6459BS)

Light grey
(U12188)

Anthracite
(U12011)

| Name | Colour | Art no. |
|------------------------|-------------------|---------|
| Worktop - 390 mm depth | White 6459BS | 829003 |
| Worktop - 390 mm depth | Light grey U12188 | 829103 |
| Worktop - 390 mm depth | Anthracite U12011 | 829203 |

Dimensions: Width x Height x Depth. **Frame:** 19 mm. **Front:** 16 mm.

Mounting strip is included in all wall mounted products.

NCS refers to product lacquered in one optional NCS colour.


CombiLine

Wall shelving/cupboards

Open modules are easily supplemented with doors, dividers or mail shelves. Available in standard white or lacquered in any NCS colour. Mounting strip included all wall modules.

Standard heights: 371 mm, 723 mm and 1075 mm.

Note! Write on your order if the handles are to be placed at the bottom or top of the cabinets.



CombiLine Wall shelving/cupboards



VH30/1
310x371x370



VH60/1
605x371x370



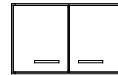
VH80/1
800x371x370



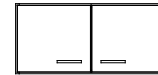
VH90/1
900x371x370



VS30/1
310x371x370



VS60/1
605x371x370

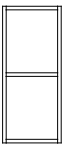


VS80/1
800x371x370


Height 371 mm, Depth 370 mm

| Name | White | NCS | Beech | Birch | Oak |
|--------|--------|---------|--------|--------|--------|
| VH30/1 | 831322 | 839322L | 833322 | 835322 | 837322 |
| VH60/1 | 831313 | 839313L | 833313 | 835313 | 837313 |
| VH80/1 | 831331 | 839331L | 833331 | 835331 | 837331 |
| VH90/1 | 831314 | 839314L | 833314 | 835314 | 837314 |

| Name | White | NCS | Beech | Birch | Oak |
|--------|--------|---------|--------|--------|--------|
| VS30/1 | 831422 | 839422L | 833422 | 835422 | 837422 |
| VS60/1 | 831413 | 839413L | 833413 | 835413 | 837413 |
| VS80/1 | 831433 | 839433L | 833433 | 835433 | 837433 |




VH30/2
310x723x370



VH60/2
605x723x370



VH80/2
800x723x370



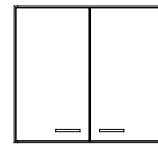
VH90/2
900x723x370



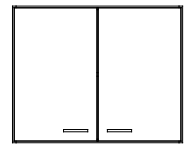
VS30/2
310x723x370



VS60/2
605x723x370



VS80/2
800x723x370



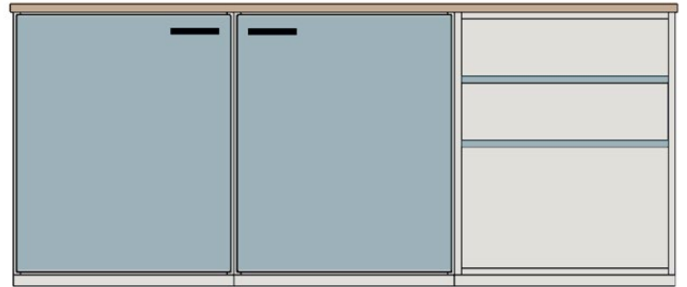

VS90/2
900x723x370

Height 723 mm, Depth 370 mm

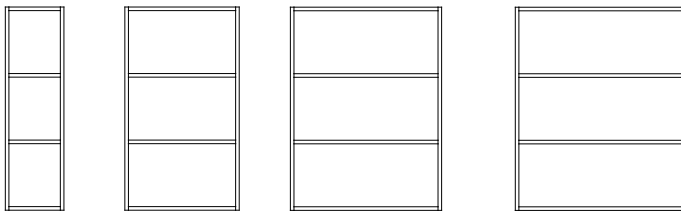
| Name | White | NCS | Beech | Birch | Oak |
|--------|--------|---------|--------|--------|--------|
| VH30/2 | 831321 | 839321L | 833321 | 835321 | 837321 |
| VH60/2 | 831311 | 839311L | 833311 | 835311 | 837311 |
| VH80/2 | 831332 | 839332L | 833332 | 835332 | 837332 |
| VH90/2 | 831312 | 839312L | 833312 | 835312 | 837312 |

| Name | White | NCS | Beech | Birch | Oak |
|--------|--------|---------|--------|--------|--------|
| VS30/2 | 831421 | 839421L | 833421 | 835421 | 837421 |
| VS60/2 | 831411 | 839411L | 833411 | 835411 | 837411 |
| VS80/2 | 831432 | 839432L | 833432 | 835432 | 837432 |
| VS90/2 | 831412 | 839412L | 833412 | 835412 | 837412 |

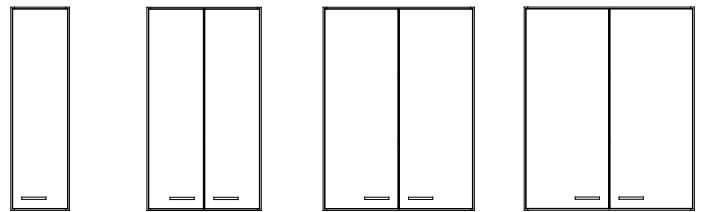
Dimensions: Width x Height x Depth. **Frame:** 19 mm. **Front:** 16 mm.
 Mounting strip is included in all wall mounted products.
 NCS refers to product lacquered in one optional NCS colour.



CombiLine Wall shelving/cupboards



VH30/3 310x1075x370 **VH60/3** 605x1075x370 **VH80/3** 800x1075x370 **VH90/3** 900x1075x370



VS30/3 310x1075x370 **VS60/3** 605x1075x370 **VS80/3** 800x1075x370 **VS90/3** 900x1075x370

Height 1075 mm, Depth 370 mm

| Name | White | NCS | Beech | Birch | Oak |
|--------|--------|---------|--------|--------|--------|
| VH30/3 | 831323 | 839323L | 833323 | 835323 | 837323 |
| VH60/3 | 831315 | 839315L | 833315 | 835315 | 837315 |
| VH80/3 | 831333 | 839333L | 833333 | 835333 | 837333 |
| VH90/3 | 831316 | 839316L | 833316 | 835316 | 837316 |

| Name | White | NCS | Beech | Birch | Oak |
|--------|--------|---------|--------|--------|--------|
| VS30/3 | 831423 | 839423L | 833423 | 835423 | 837423 |
| VS60/3 | 831415 | 839415L | 833415 | 835415 | 837415 |
| VS80/3 | 831434 | 839434L | 833434 | 835434 | 837434 |
| VS90/3 | 831417 | 839417L | 833417 | 835417 | 837417 |

Dimensions: Width x Height x Depth (height incl. plinth). **Frame:** 19 mm. **Front:** 16 mm. **Plinth:** 157 mm.
NCS refers to product lacquered in one optional NCS colour.

CombiLine

Cabinet

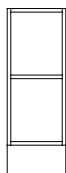
Space efficient cabinets that utilise all the office space. Create your own combination. Choose between different modules, open, with doors or with drawers. Stainless steel handles included as standard.

Available in two different standard heights 880 and 1057 mm. Module in width 605 mm is also available with single door. Contact TreCe for article number. Available in standard white or lacquered in any NCS colour.



Combination of 4 cabinets with width 605 mm, black worktop (F2253) with black liping strip and black grip handles (40 mm).

CombiLine Cabinet



DÖ30
310x 880x570



DS30
310x880x570



DL30/4L 100%
310x880x570



HDÖ30
310x1057x570



HDS30
310x1057x570



HDL30/4L 100%
310x1057x570

Width 310 mm, Height 880 mm, Depth 570 mm

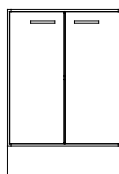
| Benämning | Vit | NCS | Bok | Björk | Ek |
|--------------|--------|---------|--------|--------|--------|
| DÖ30 | 821612 | 829612L | 823612 | 825612 | 827612 |
| DS30 | 821613 | 829613L | 823613 | 825613 | 827613 |
| DL30/4L 100% | 821610 | 829610L | 823610 | 825610 | 827610 |

Width 310 mm, Height 1057 mm, Depth 570 mm

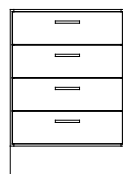
| Benämning | Vit | NCS | Bok | Björk | Ek |
|---------------|--------|---------|--------|--------|--------|
| HDÖ30 | 821632 | 829632L | 823632 | 825632 | 827632 |
| HDS30 | 821633 | 829633L | 823633 | 825633 | 827633 |
| HDL30/4L 100% | 821634 | 829634L | 823634 | 825634 | 827634 |



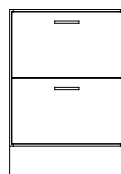
DÖ60
605x880x570



DS60
605x880x570



DL60/4L 100%
605x880x570



DL60/2L 100%
605x880x570



DL60/3L 100%
605x880x570

Width 605 mm, Height 880 mm, Depth 570 mm

| Benämning | Vit | NCS | Bok | Björk | Ek |
|--------------|--------|---------|--------|--------|--------|
| DÖ60 | 821712 | 829712L | 823712 | 825712 | 827712 |
| DS60 | 821713 | 829713L | 823713 | 825713 | 827713 |
| DL60/4L 100% | 821710 | 829710L | 823710 | 825710 | 827710 |

Width 605 mm, Height 880 mm, Depth 570 mm

| Benämning | Vit | NCS | Bok | Björk | Ek |
|--------------|--------|---------|--------|--------|--------|
| DL60/2L 100% | 821814 | 829814L | 823814 | 825814 | 827814 |
| DL60/3L 100% | 821815 | 829815L | 823815 | 825815 | 827815 |

Dimensions: Width x Height x Depth (height incl. plinth). **Frame:** 19 mm. **Front:** 16 mm. **Plinth:** 157 mm.
NCS refers to product lacquered in one optional NCS colour.



Drawer holds 65 kg with 100% expansion.




Folder drawer 2xA4.




Drawer inserts.

CombiLine Cabinet



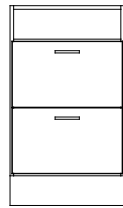
HDS60
605x1057x570



HDÖ60
605x1057x570



HDL60/4L 100%
605x1057x570



HDL60/2L 100%
605x1057x570

Low drawers with 100% extraction have a maximum load capacity of 35 kg.


High drawers with 100% extraction have a maximum load capacity of 65 kg.

Width 605 mm, Height 1057 mm, Depth 570 mm

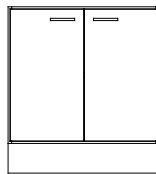
| Benämning | Vit | NCS | Bok | Björk | Ek |
|---------------|--------|---------|--------|--------|--------|
| HDÖ60 | 821732 | 829732L | 823732 | 825732 | 827732 |
| HDS60 | 821733 | 829733L | 823733 | 825733 | 827733 |
| HDL60/4L 100% | 821735 | 829735L | 823735 | 825735 | 827735 |
| HDL60/2L 100% | 821834 | 829834L | 823834 | 825834 | 827834 |

Stainless steel handles as standard. If you would like black or white handles, please note this on your order.


Legs, wheels and drawers can be found on pages 100-102. Worktops on page 98-99.



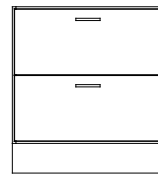
DÖ80
800x880x570



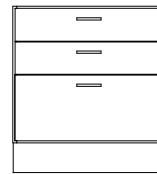
DS80
800x880x570




DL80/4L 100%
800x880x570



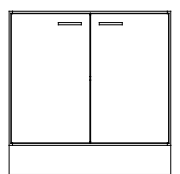
DL80/2L 100%
800x880x570



DL80/3L 100%
800x880x570



DÖ90
900x880x570



DS90
900x880x570

Width 800 mm, Height 880 mm, Depth 570 mm

| Benämning | Vit | NCS | Bok | Björk | Ek |
|--------------|--------|---------|--------|--------|--------|
| DÖ80 | 821512 | 829512L | 823512 | 825512 | 827512 |
| DS80 | 821513 | 829513L | 823513 | 825513 | 827513 |
| DL80/4L 100% | 821510 | 829510L | 823710 | 825710 | 827710 |

Width 800 mm, Height 880 mm, Depth 570 mm

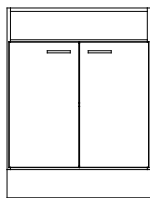
| Benämning | Vit | NCS | Bok | Björk | Ek |
|--------------|--------|---------|--------|--------|--------|
| DL80/2L 100% | 821615 | 829615L | 823615 | 825615 | 827615 |
| DL80/3L 100% | 821517 | 829517L | 823517 | 825517 | 827517 |
| DÖ90 | 821811 | 829811L | 823811 | 825811 | 827811 |
| DS90 | 821812 | 829812L | 823812 | 825812 | 827812 |

Dimensions: Width x Height x Depth (height incl. plinth). **Frame:** 19 mm. **Front:** 16 mm. **Plinth:** 157 mm.
NCS refers to product lacquered in one optional NCS colour.


CombiLine Cabinet



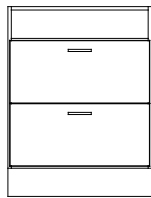
HDÖ80
800x1057x570



HDS80
800x1057x570



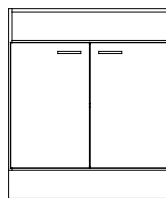
HDL80/4L 100%
800x1057x570



HDL80/2L 100%
800x1057x570
Max 65 kg/drawer



HDÖ90
900x1057x570



HDS90
900x1057x570

Low drawers with 100% extraction have a maximum load capacity of 35 kg.

High drawers with 100% extraction have a maximum load capacity of 65 kg.

Width 800 mm, Height 1057 mm, Depth 570 mm

| Benämning | Vit | NCS | Bok | Björk | Ek |
|---------------|--------|---------|--------|--------|--------|
| HDÖ80 | 821532 | 829532L | 823532 | 825532 | 827532 |
| HDS80 | 821533 | 829533L | 823533 | 825533 | 827533 |
| HDL80/4L 100% | 821537 | 829537L | 823537 | 825537 | 827537 |
| HDL80/2L 100% | 821534 | 829534L | 823534 | 825534 | 827534 |

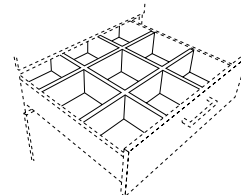
Width 900 mm, Height 1057 mm, Depth 570 mm

| Benämning | Vit | NCS | Bok | Björk | Ek |
|-----------|--------|---------|--------|--------|--------|
| HDÖ90 | 821831 | 829831L | 823831 | 825831 | 827831 |
| HDS90 | 821832 | 829832L | 823832 | 825832 | 827832 |

Accessories

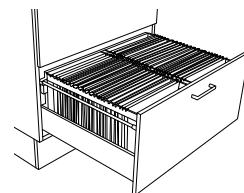
Insert for drawer, white

| Name | Fits | Max load | Extension | Size/comp. | Art no. |
|--|--------|----------|-----------|------------|---------|
| Insert width 605, 100%, 9 compartments | 600 mm | 35 kg | 100% | 162x162 | 821012 |
| Insert width 800, 100%, 9 compartments | 800 mm | 35 kg | 100% | 164x226 | 821014 |



Folder drawer, Depth 570 mm, 100 % expansion, max 65 kg

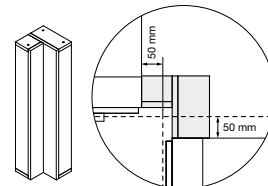
| Name | White | NCS | Beech | Birch | Oak |
|-------------------------------------|--------|---------|--------|--------|--------|
| Folder drawer ML60/570, 1xA4, 100% | 831727 | 839727L | 833727 | 835727 | 837727 |
| Folder drawer ML80/570, 2xA4 | 831729 | 839729L | 833729 | 835729 | 837729 |
| Folder drawer Folio MLF60/570, 100% | 831827 | 839827L | 833827 | 835827 | 837827 |



Corner module, 100x880x100 mm

| Name | White | NCS | Beech | Birch | Oak |
|---------------|--------|---------|--------|--------|--------|
| Corner module | 821010 | 829010L | 823010 | 825010 | 827010 |

When the corner module is used – extend both worktops with 50 mm. Corner module is aligned with plinth.



* Price via quote. Contact TreCe for more information.

Dimensions: Width x Height x Depth (height incl. plinth). **Frame:** 19 mm. **Front:** 16 mm. **Plinth:** 157 mm.
NCS refers to product lacquered in one optional NCS colour.


CombiLine

Printer cabinet

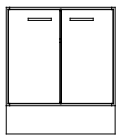
Printer cabinet in an ergonomic height which can easily be combined with other storage furniture in the CombiLine series. Choose between different modules, open, with doors or with drawers. Stainless steel handles included as standard. Standard height: 704 mm.



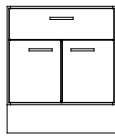
CombiLine Printer cabinet



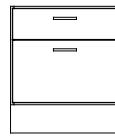
SDÖ60
605x704x570



SDS60
605x704x570



SD60/1L 100%
605x704x570




SD60/2L 100%
605x704x570



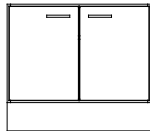
SD60/3L 100%
605x704x570

Width 605 mm, Height 704 mm, Depth 570 mm

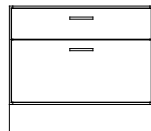
| Name | White | NCS | Beech | Birch | Oak |
|--------------|--------|---------|--------|--------|--------|
| SDÖ60 | 821722 | 829722L | 823722 | 825722 | 827722 |
| SDS60 | 821724 | 829724L | 823724 | 825724 | 827724 |
| SD60/1L 100% | 821727 | 829727L | 823727 | 825727 | 827727 |
| SD60/2L 100% | 821825 | 829825L | 823825 | 825825 | 827825 |
| SD60/3L 100% | 821726 | 829726L | 823726 | 825726 | 827726 |



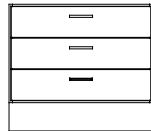
SDÖ80
800x704x570



SDS80
800x704x570




SD80/2L 100%
800x704x570



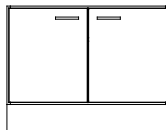
SD80/3L 100%
800x704x570

Width 800 mm, Height 704 mm, Depth 570 mm

| Name | White | NCS | Beech | Birch | Oak |
|--------------|--------|---------|--------|--------|--------|
| SDÖ80 | 821522 | 829522L | 823522 | 825522 | 827522 |
| SDS80 | 821524 | 829524L | 823524 | 825524 | 827524 |
| SD80/2L 100% | 821626 | 829626L | 823626 | 825626 | 827626 |
| SD80/3L 100% | 821527 | 829527L | 823527 | 825727 | 827527 |



SDÖ90
900x704x570



SDS90
900x704x570

Width 900 mm, Height 704 mm, Depth 570 mm

| Name | White | NCS | Beech | Birch | Oak |
|-------|--------|---------|--------|--------|--------|
| SDÖ90 | 821822 | 829822L | 823822 | 825822 | 827822 |
| SDS90 | 821824 | 829824L | 823824 | 825824 | 827824 |

Low drawers with 100% extraction have a maximum load capacity of 35 kg.

High drawers with 100% extraction have a maximum load capacity of 65 kg.



Legs, wheels and drawers can be found on pages 104-106. Worktops on page 102-103.

Dimensions: Width x Height x Depth (height incl. plinth). **Frame:** 19 mm. **Front:** 16 mm. **Leg stand:** Height 300 mm.
NCS refers to product lacquered in one optional NCS colour.

CombiLine

Work station

Flexible working station with great varieties and storage from both sides where one side has drawers that can withstand up to a 65 kg load with full extension and soft closing. Standing on a white powder coated sturdy steel frame. Frame and fronts in white or lacquered in any NCS colour. Worktops in white or anthracite high pressure laminate.

Stainless steel handles as standard. The working station is available in two widths, 1680 and 2480 mm.

CombiLine Work station

Width 1680 mm, Height 1046 mm, Depth 1180 mm (2 + 2 pairs of doors)

| Name | Material/colour | Art no. |
|--------------------------------|-------------------------------------|---------|
| Work station 80x4, doors/doors | Frame + front white, work top F1040 | 820310 |
| Work station 80x4, doors/doors | Frame + front white, work top F2297 | 820311 |
| Work station 80x4, doors/doors | Frame + front NCS, work top F1040 | 820312 |

Width 2480 mm, Height 1046 mm, Depth 1180 mm (3 + 3 pairs of doors)

| Name | Material/colour | Art no. |
|--------------------------------|-------------------------------------|---------|
| Work station 80x6, doors/doors | Frame + front white, work top F1040 | 820313 |
| Work station 80x6, doors/doors | Frame + front white, work top F2297 | 820314 |
| Work station 80x6, doors/doors | Frame + front NCS, work top F1040 | 820315 |

Width 1680 mm, Height 1046 mm, Depth 1180 mm (2 pairs of doors + 4 drawers)

| Name | Material/colour | Art no. |
|----------------------------------|-------------------------------------|---------|
| Work station 80x4, doors/drawers | Frame + front white, work top F1040 | 820200 |
| Work station 80x4, doors/drawers | Frame + front white, work top F2297 | 820201 |
| Work station 80x4, doors/drawers | Frame + front NCS, work top F1040 | 820202 |

Width 2480 mm, Height 1046 mm, Depth 1180 mm (3 pairs of doors + 6 drawers)

| Name | Material/colour | Art no. |
|----------------------------------|-------------------------------------|---------|
| Work station 80x6, doors/drawers | Frame + front white, work top F1040 | 820203 |
| Work station 80x6, doors/drawers | Frame + front white, work top F2297 | 820204 |
| Work station 80x6, doors/drawers | Frame + front NCS, work top F1040 | 820205 |



Work station 80x6 doors/drawers, front view (above) and rear view (below) (Art. no. 820204).



Work station 80x4 doors/drawers, front view (above) and rear view (below) (Art. no. 820201).

Dimensions: Width x Height x Depth (height incl. plinth). **Frame:** 19 mm. **Front:** 16 mm. **Plinth:** 157 mm.
NCS refers to product lacquered in one optional NCS colour.

CombiLine

Copy stations

Ready combined stations consisting of wall cupboards, mail shelves and cabinets. Frames and fronts in standard white, worktops in anthracite high pressure laminate. Stainless steel handles as standard. All drawers are with soft closing and can hold up to 35 kg. Drawers that can hold up to 65 kg are available upon request.

Worktops longer than 2440 mm are delivered in two parts. Worktops longer than 2440 mm in one piece are available at an additional cost.

Copy station – Ready combinations

| Name | Size | Art no. |
|----------------|--------------|---------|
| Copy station 1 | 2800x903x600 | 820405 |
| Copy station 2 | 2380x903x600 | 820406 |
| Copy station 3 | 1420x903x600 | 820407 |
| Copy station 4 | 1220x903x600 | 820408 |



Copy station 1. Ready combination, consisting of cabinets, wall cupboards and mail shelves. Length 2800 mm.



Copy station 2. Ready combination consisting of cabinets, wall cupboards, mail shelves and recycling unit. Length 2380 mm. Recycling container not incl., available as an accessory.



Copy station 3. Ready combination consisting of cabinets and wall cupboards. Length 1420 mm. Complete the station with a recycling unit, see page 91.



Copy station 4. Ready combination consisting of cabinets, wall cupboards and mail shelves. Length 1220 mm.

Dimensions: Width x Height x Depth. **Frame:** 19 mm. **Front:** 16 mm.

Mail shelf: Acrylic. **Plinth height:** 157 mm.

Mail shelves are mounted c/c 96 mm as standard. Mounting strip is included in all wall mounted products. NCS refers to product lacquered in one optional NCS colour.

CombiLine

Mail sorting

Complete module series for handling mail. Adjustable as needed — in height or width, on the floor or wall. Mail sorting can be supplemented with more mail shelves. Mail slots with reach-through capability makes it possible to manage mail from both sides.

Available in standard white or lacquered in any NCS colour. Mounting strip included with all wall modules.



Pull-out shelves are incl. in most of our floor standing mail sorting units. This helps promote ergonomic working conditions.

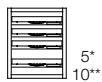


The sliding mail shelves have integrated label holders.



Two HPS2/22 side by side.

CombiLine Mail sorting cabinet & wall, sliding acrylic shelves



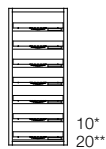
L1/4
310x371x370



L2/8
605x371x370




L3/12
900x371x370



H1/7
310x723x370



H2/14
605x723x370



H3/21
900x723x370

* Number of shelves when mounting c/c 64 mm.

** Number of shelves when mounting c/c 32 mm.

Height 371 mm, Depth 370 mm

| Name | White | NCS | Beech | Birch | Oak |
|-------|--------|---------|--------|--------|--------|
| L1/4 | 851115 | 859115L | 853115 | 855115 | 857115 |
| L2/8 | 851111 | 859111L | 853111 | 855111 | 857111 |
| L3/12 | 851112 | 859112L | 853112 | 855112 | 857112 |

Height 723 mm, Depth 370 mm

| Name | White | NCS | Beech | Birch | Oak |
|-------|--------|---------|--------|--------|--------|
| H1/7 | 851116 | 859116L | 853116 | 855116 | 857116 |
| H2/14 | 851113 | 859113L | 853113 | 855113 | 857113 |
| H3/21 | 851114 | 859114L | 853114 | 855114 | 857114 |

CombiLine Mail sorting – reach-through sliding acrylic shelves

Höjd 371 mm, Djup 370 mm

| Name | White | NCS | Beech | Birch | Oak |
|-----------------------------|---------|----------|---------|---------|---------|
| L1/4 reach through/acrylic | 851115G | 859115GL | 853115G | 855115G | 857115G |
| L2/8 reach through/acrylic | 851111G | 859111GL | 853111G | 855111G | 857111G |
| L3/12 reach through/acrylic | 851112G | 859112GL | 853112G | 855112G | 857112G |

Height 723 mm, Depth 370 mm

| Name | White | NCS | Beech | Birch | Oak |
|-----------------------------|---------|----------|---------|---------|---------|
| H1/7 reach through/acrylic | 851116G | 859116GL | 853116G | 855116G | 857116G |
| H2/14 reach through/acrylic | 851113G | 859113GL | 853113G | 855113G | 857113G |
| H3/21 reach through/acrylic | 851114G | 859114GL | 853114G | 855114G | 857114G |

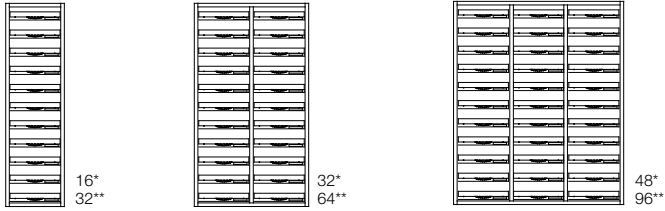
* Price via quote. Contact TreCe for more information.

Dimensions: Width x Height x Depth. **Frame:** 19 mm. **Front:** 16 mm.

Mail shelf: Acrylic. **Plinth height:** 157 mm.

Mail shelves are mounted c/c 96 mm as standard. Mounting strip is included in all wall mounted products. NCS refers to product lacquered in one optional NCS colour.

CombiLine Mail sorting Wall, sliding acrylic shelves




EH1/11 310x1075x370
EH2/22 605x1075x370
EH3/33 900x1075x370

* Number of shelves when mounting c/c 64 mm.
 ** Number of shelves when mounting c/c 32 mm.

Height 1075 mm, Depth 370 mm (Sliding acrylic shelves)

| Name | White | NCS | Beech | Birch | Oak |
|--------|--------|---------|--------|--------|--------|
| EH1/11 | 851123 | 859123L | 853123 | 855123 | 857123 |
| EH2/22 | 851121 | 859121L | 853121 | 855121 | 857121 |
| EH3/33 | 851122 | 859122L | 853122 | 855122 | 857122 |

CombiLine Mail sorting Wall, doors in steel



PL1/8 310x1075x370
PL2/16 605x1075x370
PL3/24 900x1075x370

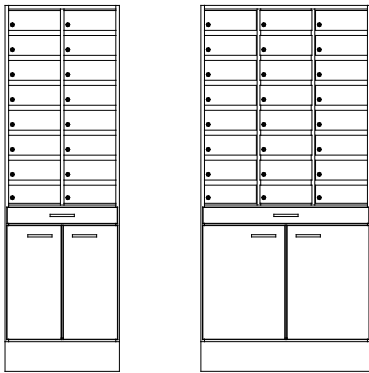
Height 1075 mm, Depth 370 mm (Shelves in same material as frame)

| Name | White | NCS | Beech | Birch | Oak |
|--------|--------|---------|--------|--------|--------|
| PL1/8 | 851511 | 859511L | 853511 | 855511 | 857511 |
| PL2/16 | 851521 | 859521L | 853521 | 855521 | 857521 |
| PL3/24 | 851531 | 859531L | 853531 | 855531 | 857531 |

CombiLine Mail sorting – reach-through Sliding acrylic shelves

| Name | White | NCS | Beech | Birch | Oak |
|------------------------------|---------|----------|---------|---------|---------|
| EH1/11 reach through/acrylic | 851123G | 859123GL | 853123G | 855123G | 857123G |
| EH2/22 reach through/acrylic | 851121G | 859121GL | 853121G | 855121G | 857121G |
| EH3/33 reach through/acrylic | 851122G | 859122GL | 853122G | 855122G | 857122G |

CombiLine Mail sorting Floor, doors in steel



HPL2/16 605x1936x370
HPL3/24 900x1936x370

Mail doors in white lacquered steel. Incl. locks with two keys.

Height 1936 mm, Depth 370 mm (Shelves in same material as frame)

| Name | White | NCS | Beech | Birch | Oak |
|---------|--------|---------|--------|--------|--------|
| HPL2/16 | 851541 | 859541L | 853541 | 855541 | 857541 |
| HPL3/24 | 851551 | 859551L | 853551 | 855551 | 857551 |

Mail sorting floor is available with a reach through function. Contact TreCe for more information.

Accessories

| Name | Art no. |
|--|---------|
| Master key | 840913 |
| Mail shelf, acrylic, incl. mounting strips | 810919 |

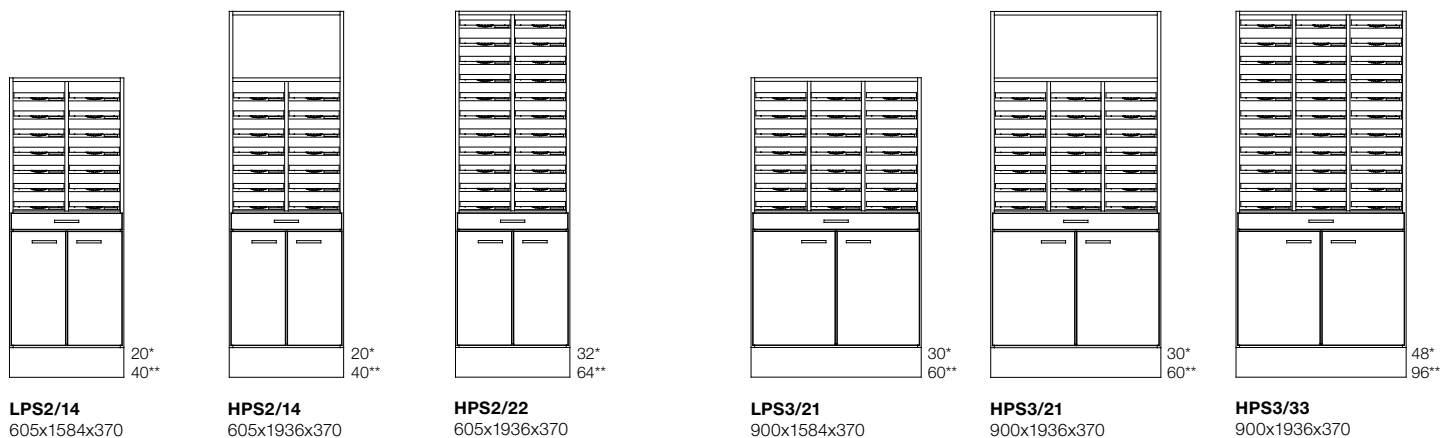
Dimensions: Width x Height x Depth. **Frame:** 19 mm. **Front:** 16 mm.

Mail shelf: Acrylic. **Plinth height:** 157 mm.

Mail shelves are mounted c/c 96 mm as standard. Mounting strip is included in all wall mounted products.

NCS refers to product lacquered in one optional NCS colour.

CombiLine Mail sorting Floor, sliding acrylic shelves



* Number of shelves when mounting c/c 64 mm.
** Number of shelves when mounting c/c 32 mm.

Height 1584 mm, Depth 370 mm

| Name | White | NCS | Beech | Birch | Oak |
|---------|--------|---------|--------|--------|--------|
| LPS2/14 | 851224 | 859224L | 853224 | 855224 | 857224 |

Height 1936 mm, Depth 370 mm

| Name | White | NCS | Beech | Birch | Oak |
|---------|--------|---------|--------|--------|--------|
| HPS2/14 | 851214 | 859214L | 853214 | 855214 | 857214 |
| HPS2/22 | 851216 | 859216L | 853216 | 855216 | 857216 |

Height 1584 mm, Depth 370 mm

| Name | White | NCS | Beech | Birch | Oak |
|---------|--------|---------|--------|--------|--------|
| LPS3/21 | 851324 | 859324L | 853324 | 855324 | 857324 |

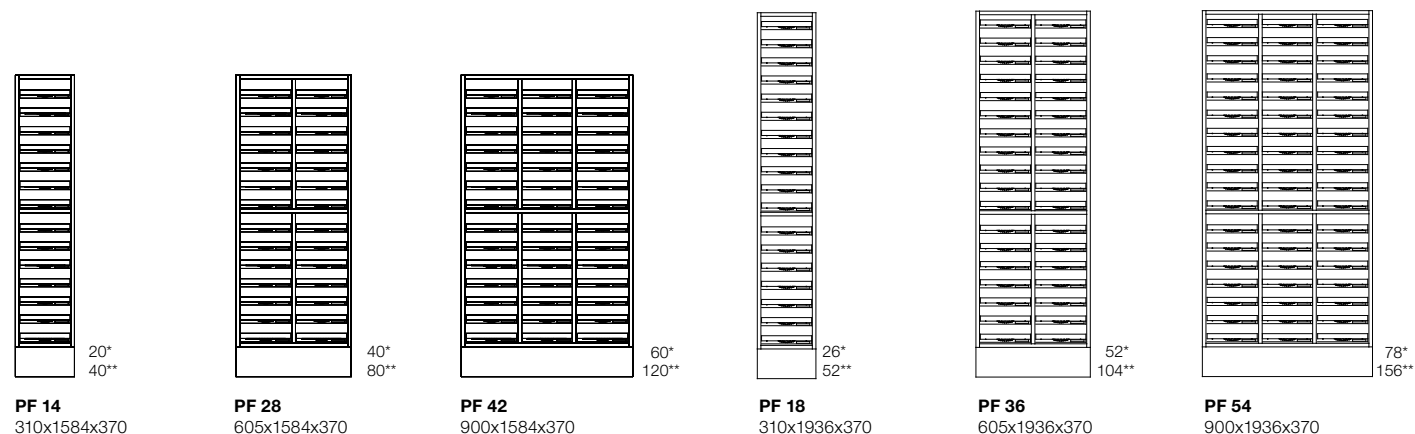
Height 1936 mm, Depth 370 mm

| Name | White | NCS | Beech | Birch | Oak |
|---------|--------|---------|--------|--------|--------|
| HPS3/21 | 851314 | 859314L | 853314 | 855314 | 857314 |
| HPS3/33 | 851316 | 859316L | 853316 | 855316 | 857316 |

Mail sorting floor is available with a reach through function.
Contact TreCe for more information.

* Price via quote. Contact TreCe for more information.

CombiLine Mail sorting Floor, sliding acrylic shelves



* Number of shelves when mounting c/c 64 mm.
** Number of shelves when mounting c/c 32 mm.

Height 1584 mm, Depth 370 mm

| Name | White | NCS | Beech | Birch | Oak |
|------|--------|---------|--------|--------|--------|
| PF14 | 851412 | 859412L | 853412 | 855412 | 857412 |
| PF28 | 851422 | 859422L | 853422 | 855422 | 857422 |
| PF42 | 851432 | 859432L | 853432 | 855432 | 857432 |

Height 1936 mm, Depth 370 mm

| Name | White | NCS | Beech | Birch | Oak |
|------|--------|---------|--------|--------|--------|
| PF18 | 851411 | 859411L | 853411 | 855411 | 857411 |
| PF36 | 851421 | 859421L | 853421 | 855421 | 857421 |
| PF54 | 851431 | 859431L | 853431 | 855431 | 857431 |

Dimensions: Width x Height x Depth (height incl. plinth). **Frame:** 19 mm. **Front:** 16 mm.
Plinth: 157 mm with adjustable legs.

Mail

Post storage

Space efficient mail unit for the new era of mail sorting. Mail is available in standard white with plinth and worktop in high pressure laminate, ash or anthracite. Mail holds space for hanging folders in folio format, mail-inlet for outgoing mail, a waste unit and a drawer for office items.

Specially designed symbols and a 60-L container are included. Contact TreCe if you wish to combine your own module.

Specifications →



Storage suitable for envelopes, etc.



Drawer adapted to the Mail's plastic tray.



Drawers for hanging folders in folio format, 365x240 mm, c/c 390 mm. Folders are available as accessories.



Door with inlet, 60-L container included.

Mail Post storage


1840x1080x600

| Name | | Art no. |
|-----------------|---------------------------------------|---------|
| Mail white/grey | White with top+plinth in grey (F2297) | 751010 |
| Mail white/ash | White with top+plinth in ash (F1004) | 751020 |

Contact TreCe if you would like a different combination of Mail.

Accessories

| Name | | Art no. |
|----------------------|-----------------------------------|---------|
| Mail hanging folders | 25 pcs, Esselte, format foolscap. | 751090 |



Dimensions: Width x Height x Depth.

Frame: 19 mm. **Front:** 16 mm. **Plinth front:** 75 mm. **Plinth:** 157 mm.

CombiLine

Recycling station

Ready combined recycling stations that cover the entire waste sorting for both large and small offices.

Frames and doors in standard white and worktops in high pressure laminate, anthracite. Stainless steel handles are standard. Would you like black or white handles, note this in your order. All drawers with soft closing and full extension that can withstand loads up to 35 kg. Complete with environmental symbols and suitable containers, see page 90.



Recycling station 1. Ready module (1020x1174x760 mm) with inlets. 350x350* mm in the worktop. The station is adapted for 190 L recycling containers/cardboard cart and 19 + 10 litres recycling containers. Recycling containers and cardboard cart are not incl. Stainless steel handles are included as standard.

Recycling station – ready combinations

| Name | Size | Art no. |
|---------------------|---------------|---------|
| Recycling station 1 | 1020x1174x760 | 820500 |
| Recycling station 2 | 1670x1174x760 | 820501 |
| Recycling station 3 | 970x1174x600 | 820502 |
| Recycling station 4 | 970x1174x600 | 820503 |



Recycling station 2. Ready module (1670x1174x760 mm) with inlets. 350x350* mm in the worktop. The station is adapted for 190 L recycling containers/ cardboard cart and 19 + 10 litres recycling containers. Recycling containers and cardboard cart are not incl. Stainless steel handles are included as standard.



Recycling station 3. Ready module (970x1174x600 mm) with inlets 250x250* mm in the worktop. The station is adapted for 140 L recycling containers/cardboard cart/bag holder and 19 + 10 L recycling containers. Containers, bag holders and cart are not incl. Stainless steel handles are included as standard.



Recycling station 4. Ready module (970x1174x600 mm) with inlets 250x250* mm in the worktop. The station is adapted for 140 L recycling containers/cardboard cart and 10, 19 and 60 recycling containers. Recycling containers and trolley are not included. Stainless steel handles are included as standard.

Dimensions: Width x Height x Depth.

Frame: 19 mm. **Front:** 16 mm. **Plinth front:** 75 mm. **Plinth:** 157 mm.

NCS refers to product lacquered in one optional NCS colour.

CombiLine

Recycling unit

Recycling units consisting of several modules which can easily be combined to cover the companies entire recycling. We offer everything from small recycling units with small containers placed in drawers, to larger stations with 240-L containers.

Containers are also available separately in sizes 10–240 L. Larger environmental units are always equipped with an access ramp in stainless steel.

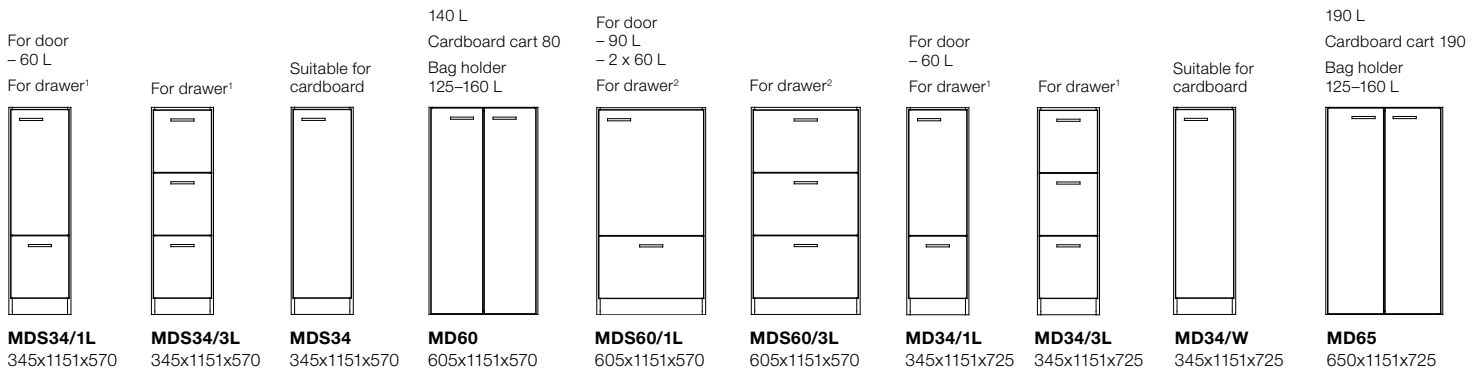
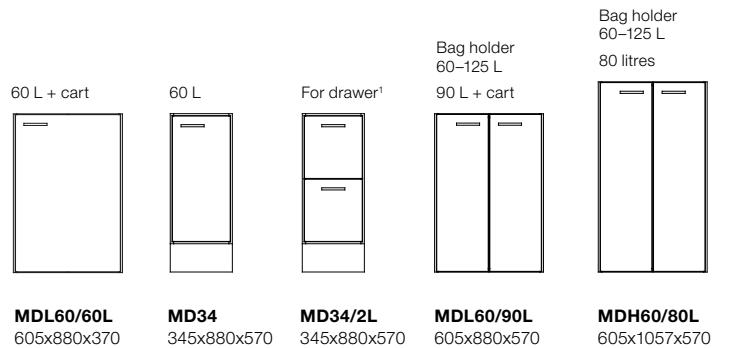
CombiLine Recycling unit

Height 880 mm, Depth 370 mm

| Name | White | NCS | Beech | Birch | Oak |
|-----------|--------|---------|--------|--------|--------|
| MDL60/60L | 821418 | 829418L | 823418 | 825418 | 827418 |

Height 880/1057 mm, Depth 570 mm

| Name | White | NCS | Beech | Birch | Oak |
|-----------|--------|---------|--------|--------|--------|
| MD34 | 821416 | 829416L | 823416 | 825416 | 827416 |
| MD34/2L | 821425 | 829425L | 823425 | 825425 | 827425 |
| MDL60/90L | 821417 | 829417L | 823417 | 825417 | 827417 |
| MDH60/80L | 821422 | 829422L | 823422 | 825422 | 827422 |



Height 1151 mm, Depth 570 mm

| Name | White | NCS | Beech | Birch | Oak |
|----------|--------|---------|--------|--------|--------|
| MDS34/1L | 821430 | 829430L | 823430 | 825430 | 827430 |
| MDS34/3L | 821429 | 829429L | 823429 | 825429 | 827429 |
| MDS34 | 821431 | 829431L | 823431 | 825431 | 827431 |
| MD60 | 821428 | 829428L | 823428 | 825428 | 827428 |
| MDS60/1L | 821433 | 829433L | 823433 | 825433 | 827433 |
| MDS60/3L | 821434 | 829434L | 823434 | 825434 | 827434 |

Height 1151 mm, Depth 790 mm

| Name | White | NCS | Beech | Birch | Oak |
|------|--------|---------|--------|--------|--------|
| MD70 | 821427 | 829427L | 823427 | 825427 | 827427 |

Height 1151 mm, Depth 725 mm

| Name | White | NCS | Beech | Birch | Oak |
|---------|--------|---------|--------|--------|--------|
| MD34/1L | 821421 | 829421L | 823421 | 825421 | 827421 |
| MD34/3L | 821423 | 829423L | 823423 | 825423 | 827423 |
| MD34/W | 821432 | 829432L | 823432 | 825432 | 827432 |
| MD65 | 821424 | 829424L | 823424 | 825424 | 827424 |

240 litres



MD70
700x1151x790

Low drawers with 100% extraction have a maximum load capacity of 35 kg.

Order worktops, inlets, containers and lids for your recycling unit. Containers for drawers are available in several sizes, adapted for different fractions 98.

1.) For drawer any combination. 3 x 10 L/drawer, 1 x 10 L + 1 x 19 L/drawer, 1 x 25 L waste bag

2.) For drawer any combination. 2 x 10 L + 2 x 19 L, 2 x 25 L waste bag

CombiLine

Containers/bag holder



Recycling station with cardboard cart and recycling container on wheels.



Recycling station with container 60 L.



Container 2x19, 2x10 L.



Waste bag 2x25 L. Washable fabric with rubberized inside.



Lid for round inlet.



Container 90 L + cart.



Waste bag 25 L.



Bag holder, 60–125 L.



Inlet with lacquered frame in steel, 250x250 mm.



Container 90 L.



Container 3x10 L.



Container 19+10 L.



Inlet with lacquered frame in steel, 250x250 mm.

Dimensions: Width x Height x Depth.



Cardboard cart

Bag holder,
60–125 LBag holder,
125–160 L

240 L



190 L



140 L



80 L



90 L



60 L



Cart for 60 L



Cart for 90 L



47 L



Waste bag 25 L



21 L



19 L



10 L

Cardboard cart/Bag holder/Containers

| Name | Fits | Size | Art no. |
|----------------------|-----------------------|-----------------|---------|
| Cardboard cart 80 | MD60 | 480x990x480 | 820938 |
| Cardboard cart 190 | MD65 | 540x1035x620 | 820932 |
| Bag holder, 60-125L | MDL60, MD60, MDH60 | 370x650/910x480 | 820949 |
| Bag holder, 125-160L | MD60, MDH60, MD65 | 490x1070x460 | 820914 |
| Container 240L | MD70 | 580x1075x725 | 820937 |
| Container 190L | MD65 | 575x1075x705 | 820923 |
| Container 140L | MD60 | 500x1065x550 | 820941 |
| Container 80L | MDH60 | 450x940x525 | 820931 |
| Container 90L* | MDS60/1L, DS60, MDL60 | 490x605x510 | 820926 |
| Cart for 60L | Container 60 L | 455x150x225 | 820911 |
| Cart for 90L | Container 90 L | 365x90x365 | 820915 |

| Name | Fits | Size | Art no. |
|---------------|-------------------------|-------------|---------|
| Container 60L | MD34, MDS34/1L, MD34/1L | 280x590x550 | 820929 |
| Container 47L | Drawer W605 mm | 560x290x390 | 820910 |
| Waste bag 25L | Drawer | 250x230x430 | 820916 |
| Container 21L | Drawer | 265x275x375 | 820927 |
| Container 19L | Drawer | 230x283x330 | 820919 |
| Container 10L | Drawer | 255x283x165 | 820918 |

| Name | Fits | Colour | Art no. |
|--|-------|--------|---------|
| Stop for containers in recycling drawers. Railing with coupling bracket. | | | |
| Cross-railing | MD 34 | White | 820831 |
| Cross-railing | MD 60 | White | 820832 |
| Cross-railing | MD 80 | White | 820833 |

Recycling symbols for worktops or fronts

Aluminium sign with black symbol, fitted with double-sided adhesive tape. For drawers there are containers in different sizes, adapted for different fractions.

| Name | Size | Art no. | Colour |
|-------------------------------|---------|---------|-----------|
| Symbol Paper | 150x150 | 810951 | Aluminium |
| Symbol Carton | 150x150 | 810952 | Aluminium |
| Symbol Waste | 150x150 | 810953 | Aluminium |
| Symbol Confidential | 150x150 | 810954 | Aluminium |
| Symbol Plastic | 150x150 | 810955 | Aluminium |
| Symbol Paper | 75x75 | 810960 | Aluminium |
| Symbol Waste | 75x75 | 810961 | Aluminium |
| Symbol Plastic | 75x75 | 810962 | Aluminium |
| Symbol Organic | 75x75 | 810963 | Aluminium |
| Symbol Clear glass | 75x75 | 810964 | Aluminium |
| Symbol Coloured Glass | 75x75 | 810965 | Aluminium |
| Symbol Electronics | 75x75 | 810966 | Aluminium |
| Symbol Batteries | 75x75 | 810967 | Aluminium |
| Symbol Low energy light bulbs | 75x75 | 810968 | Aluminium |
| Symbol Metal | 75x75 | 810969 | Aluminium |
| Symbol Bottles & Cans | 75x75 | 810970 | Aluminium |
| Symbol Paper cups | 75x75 | 810971 | Aluminium |
| Symbol Carton | 75x75 | 810972 | Aluminium |
| Symbol Confidential | 75x75 | 810973 | Aluminium |

Recycling labelling sheet with symbols in white or black on a transparent background. Texts for symbols in English, Swedish or Norwegian. Easy to attach on wall, drawer front or door. Can also be put on container inside drawers.

| Name | Number | Size | Art no. |
|----------------------------|--------------|----------|---------|
| Labelling sheet, recycling | | | |
| English, white text | 21 pcs/sheet | 66x75 mm | 840965 |
| English, black text | 21 pcs/sheet | 66x75 mm | 840966 |
| Labelling sheet, recycling | | | |
| Swedish, white text | 21 pcs/sheet | 66x75 mm | 840961 |
| Swedish, black text | 21 pcs/sheet | 66x75 mm | 840962 |
| Labelling sheet, recycling | | | |
| Norwegian, white text | 18 pcs/sheet | 66x75 mm | 840963 |
| Norwegian, black text | 18 pcs/sheet | 66x75 mm | 840964 |



Contact TreCe if you want other symbols or text in other languages.

CombiLine

Inlet



250x250

350x350

Ø 250

Ø 110

Ø 400

340x40



Inlet with powder-coated frame, 250x250 mm.



Inlet with powder-coated frame, 350x350 mm.



Lid with knob for round inlets in lacquered steel.



Inlet and lid integrated/lowered in worktop.



Lid in compact laminate, (F2297).

Inlet with powder coated steel frame

| Name | Size | Colour | Art no. |
|---------------|---------|--------|---------|
| Inlet round | Ø 110 | White | 820951 |
| Inlet round | Ø 250 | White | 820953 |
| Inlet round* | Ø 400 | White | 820955 |
| Inlet round | Ø 110 | Black | 820952 |
| Inlet round | Ø 250 | Black | 820954 |
| Inlet round* | Ø 400 | Black | 820956 |
| Inlet slim | 340x40 | White | 820966 |
| Inlet slim | 340x40 | Black | 820967 |
| Inlet square | 250x250 | White | 820961 |
| Inlet square* | 350x350 | White | 820963 |
| Inlet square | 250x250 | Black | 820962 |
| Inlet square* | 350x350 | Black | 820964 |

* Only fits cabinets with depth 725–790 mm.

Lid with knob for round inlets in lacquered steel

| Name | Size | Colour | Art no. |
|------|-------|--------|---------|
| Lid | Ø 250 | White | 820957 |
| Lid* | Ø 400 | White | 820958 |
| Lid | Ø 250 | Black | 820959 |
| Lid* | Ø 400 | Black | 820960 |

* Lid with stainless knob, Ø 19 mm.

Inlet and lid integrated/lowered in worktop

| Name | Size | Material | Art no. |
|----------------------------|-------|--------------------|---------|
| Inlet round | Ø 250 | Stainless steel | 820980 |
| Lid inlet compact laminate | Ø 250 | White (F1040) | 820985 |
| Lid inlet compact laminate | Ø 250 | Anthracite (F2297) | 820986 |

Dimensions: Width x Height x Depth.

Soft

Media unit

Storage unit in white pigmented ash veneer or white lacquered MDF. Both models have the same high quality on all sides and comes with robust legs in white pigmented solid ash. Made of carefully selected materials with low environmental impact where all the wood is traceable.



Available in versions of two, three and four storage units. All units are prepared for media storage, with outlets for cables and ventilation.



Soft has a small hidden drawer in the drawer for a plain outside and a functional inside. Distance between door and frame for ventilation.

Soft Media unit, white pigmented ash veneer

| Name | Size | Art no. |
|-------------------------------|--------------|---------|
| Soft 2x60, door/door | 1246x466x497 | 502002 |
| Soft 2x60, door/drawer | 1246x466x497 | 502012 |
| Soft 3x60, 2x doors/1x drawer | 1851x466x497 | 503012 |
| Soft 4x60, 3x doors/1x drawer | 2456x466x497 | 504012 |

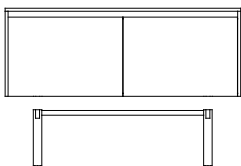
Please note the requested number of right and left-hung doors in your order.

Soft Media unit, white lacquered MDF

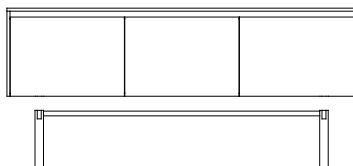
| Name | Size | Art no. |
|-------------------------------|--------------|---------|
| Soft 2x60, door/door | 1246x466x497 | 502001 |
| Soft 2x60, door/drawer | 1246x466x497 | 502011 |
| Soft 3x60, 2x doors/1x drawer | 1851x466x497 | 503011 |
| Soft 4x60, 3x doors/1x drawer | 2456x466x497 | 504011 |

Please note the requested number of right and left-hung doors in your order.

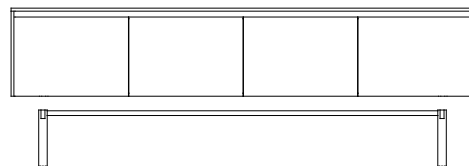
Soft 2x60 + Leg stand 2



Soft 3x60 + Leg stand 3



Soft 4x60 + Leg stand 4



Soft leg stand, white pigmented solid ash

| Name | Size | Art no. |
|----------------------------|--------------|---------|
| Soft leg stand 2 solid ash | 942x300x376 | 505002 |
| Soft leg stand 3 solid ash | 1547x300x376 | 505003 |
| Soft leg stand 4 solid ash | 2152x300x376 | 505004 |

Wall mounted storage

Build your own wall mounted storage from shelves, rails and brackets.

Wall mounted storage

| Name | Depth | White | Beech | Birch | Oak |
|----------|-------|--------|--------|--------|--------|
| Laminate | | | | | |
| Shelf | 300 | 911300 | 912300 | 914300 | 916300 |
| Shelf | 400 | 911400 | 912400 | 914400 | 916400 |
| Shelf | 500 | 911500 | 912500 | 914500 | 916500 |
| Shelf | 600 | 911600 | 912600 | 914600 | 916600 |
| Veneer | | | | | |
| Shelf | 300 | | 913300 | 915300 | 917300 |
| Shelf | 400 | | 913400 | 915400 | 917400 |
| Shelf | 500 | | 913500 | 915500 | 917500 |
| Shelf | 600 | | 913600 | 915600 | 917600 |


* Price via quote. Contact TreCe for more information.




The maximum length of our shelves are 2400 mm without a joint. Remember to include mounting brackets when dividing a shelf.

Accessories

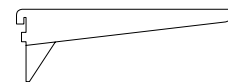
| Name | Length | Art no. |
|--|---------|---------|
| Wall upright, white | 390 | 550101 |
| | 683 | 550102 |
| | 1009 | 550103 |
| | 1204 | 550104 |
| | 1595 | 550105 |
| Wall upright to suspension rail, white | 1986 | 550106 |
| | 1010 | 550111 |
| | 1237 | 550112 |
| Suspension rail | 1501 | 550113 |
| | 1951 | 550114 |
| | 950 | 550121 |
| Bracket, white | 1220 | 550122 |
| | 1900 | 550123 |
| | 270 | 550131 |
| Bracket reinforced | 370 | 550132 |
| | 470 | 550133 |
| | 570 | 550136 |
| Mounting bracket, 6-pcs/package | | 550141 |
| Bracket screw for 10 brackets | 270–370 | 550143 |
| Bracket screw for 10 brackets | 470–670 | 550144 |



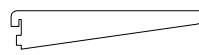
Wall upright



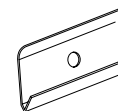
Wall upright to suspension rail



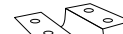
Bracket reinforced



Bracket



Suspension rail



Mounting bracket

Angle bracket, white

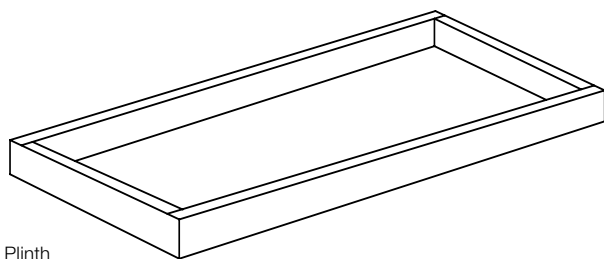
| Name | Fits | Length | Art no. |
|---------------------------------|---------------|--------|---------|
| Bracket reinforced with support | Depth 300–400 | 270 | 550134 |
| Bracket reinforced with support | Depth 500–600 | 370 | 550135 |

Dimensions: Width x Height x Depth.

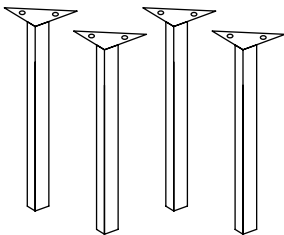
Drawing cabinet

White laminated frame with white lacquered fronts with stainless steel handles. Drawers have rails with integrated hubs that make them easy to handle which makes the storage more functional and versatile.

If you would rather like black or white handles, please make a note on your order. Plinth/base, frame and top in white laminate. Drawer fronts in white lacquer NCS S 0500-N.



Plinth



Leg set

Drawing cabinet, 5 drawers and top (Width x Height x Depth)

| Name | Size | White |
|---------------------|--------------|--------|
| A1 top cabinet | 991x366x684 | 411101 |
| A1 under cabinet | 991x366x684 | 411201 |
| A1/A0 top cabinet | 1345x366x684 | 411103 |
| A1/A0 under cabinet | 1345x366x684 | 411203 |
| A0 top cabinet | 1345x366x950 | 411102 |
| A0 under cabinet | 1345x366x950 | 411202 |

Plinth

| Name | Size | White |
|--------------|-----------|--------|
| Plinth A1 | Height 80 | 440201 |
| Plinth A1/A0 | Height 80 | 440203 |
| Plinth A0 | Height 80 | 440202 |

Leg set

| Name | Size | White |
|---------|------------|--------|
| Leg set | Height 446 | 431101 |

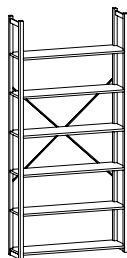
Legs in white lacquered steel, fit all models.

Dimensions: Width x Height x Depth

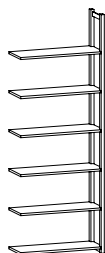
Archive shelf

Pine

Archive shelf in lacquered massive pine. Stable design that is easy to move and adjust.


Complete shelf /start section incl:

- 2 Open gables
- Shelves
- Cross brace
- Support bracket excl. top shelf.


Add-on-section incl:

- 1 Open gables
 - Shelves
 - Support bracket excl. top shelf.
- Add cross brace, if needed.



Complete shelf /start section

Add-on-section

Complete shelf/start section

| Size/No. of shelves | Art no. |
|---------------------|---------|
| 830x1830x300/5 | 251030 |
| 830x1830x400/5 | 251040 |
| 830x1830x500/4 | 251050 |
| 830x1830x600/4 | 251060 |
| 830x2180x300/6 | 251330 |
| 830x2180x400/6 | 251340 |
| 830x2180x500/5 | 251350 |
| 830x2180x600/5 | 251360 |

Add-on sections

| Size/No. of shelves | Art no. |
|---------------------|---------|
| 800x1830x300/5 | 252030 |
| 800x1830x400/5 | 252040 |
| 800x1830x500/4 | 252050 |
| 800x1830x600/4 | 252060 |
| 800x2180x300/6 | 252330 |
| 800x2180x400/6 | 252340 |
| 800x2180x500/5 | 252350 |
| 800x2180x600/5 | 252360 |

Shelves (Width x Depth) Max 100 kg/shelf

| Name | Size | Art no. |
|--------------|----------|---------|
| Shelves pine | 800x300 | 608030 |
| Shelves pine | 800x400 | 608040 |
| Shelves pine | 800x500 | 608050 |
| Shelves pine | 800x600 | 608060 |
| Shelves pine | 1000x300 | 610030 |
| Shelves pine | 1000x400 | 610040 |
| Shelves pine | 1000x500 | 610050 |
| Shelves pine | 1000x600 | 610060 |
| Shelves pine | 1200x300 | 612030 |
| Shelves pine | 1200x400 | 612040 |
| Shelves pine | 1200x500 | 612050 |
| Shelves pine | 1200x600 | 612060 |

| | |
|-----------------|--------|
| 1030x1830x300/5 | 251130 |
| 1030x1830x400/5 | 251140 |
| 1030x1830x500/4 | 251150 |
| 1030x1830x600/4 | 251160 |
| 1030x2180x300/6 | 251430 |
| 1030x2180x400/6 | 251440 |
| 1030x2180x500/5 | 251450 |
| 1030x2180x600/5 | 251460 |

| | |
|-----------------|--------|
| 1000x1830x300/5 | 252130 |
| 1000x1830x400/5 | 252140 |
| 1000x1830x500/4 | 252150 |
| 1000x1830x600/4 | 252160 |
| 1000x2180x300/6 | 252430 |
| 1000x2180x400/6 | 252440 |
| 1000x2180x500/5 | 252450 |
| 1000x2180x600/5 | 252460 |

| | |
|-----------------|--------|
| 1230x1830x300/5 | 251230 |
| 1230x1830x400/5 | 251240 |
| 1230x1830x500/4 | 251250 |
| 1230x1830x600/4 | 251260 |
| 1230x2180x300/6 | 251530 |
| 1230x2180x400/6 | 251540 |
| 1230x2180x500/5 | 251550 |
| 1230x2180x600/5 | 251560 |

| | |
|-----------------|--------|
| 1200x1830x300/5 | 252230 |
| 1200x1830x400/5 | 252240 |
| 1200x1830x500/4 | 252250 |
| 1200x1830x600/4 | 252260 |
| 1200x2180x300/6 | 252530 |
| 1200x2180x400/6 | 252540 |
| 1200x2180x500/5 | 252550 |
| 1200x2180x600/5 | 252560 |

Open gables (Height x Depth)

| Name | Size | Art no. |
|-------------|----------|---------|
| Open gables | 1830x300 | 618330 |
| Open gables | 1830x400 | 618340 |
| Open gables | 1830x500 | 618350 |
| Open gables | 1830x600 | 618360 |
| Open gables | 2180x300 | 621830 |
| Open gables | 2180x400 | 621840 |
| Open gables | 2180x500 | 621850 |
| Open gables | 2180x600 | 621860 |
| Open gables | 2480x300 | 624830 |
| Open gables | 2480x400 | 624840 |
| Open gables | 2480x500 | 624850 |
| Open gables | 2480x600 | 624860 |

Parts/accessories (Width x Height)

| Name | Size | Art no. | Name | Art no. |
|-----------------|-----------|---------|---------------------------------------|---------|
| Back white | 1000x1830 | 653181 | Mounting bracket* | 690150 |
| Back white | 800x1830 | 653188 | Wall mount | 690160 |
| Back white | 1000x2180 | 653211 | Support bracket, wire 30** | 690300 |
| Back white | 800x2180 | 653218 | Support bracket, wire 40** | 690400 |
| Cross brace 100 | | 690100 | Support bracket, wire 50 reinforced** | 690501 |
| Cross brace 120 | | 690120 | Support bracket, wire 60 reinforced** | 690601 |

*2 mounting brackets per gable pair.

**2 support bracket wires per shelf.

Note that the colour reproduction in the catalog may differ from physical products.

CombiLine


Worktops

High pressure laminate, 23 mm standard work tops coated with high pressure laminate and 2 mm airtec-lipping*. MFC laminate 22 mm standard worktops have an outer paper layer coated with an impregnated paper and a finish of aluminium particles for extra protection against wear. 2 mm matching airtec-lipping.


Airtec-lipping, also known as laser edging, provides an almost invisible joint between the worktop and edging strip. Thus provides a higher protection against water and heat. This new technology is glue-free, which results in a lower environmental impact.

Contact TreCe if you want a top disc in another material.

Worktops High pressure laminate, Formica Collection Colours and Woods



White
(F1040)




Beech
(F2726)



Birch
(F7555)



Oak
(R20095)




Ash
(F1004)




Light grey
(F7927)



Grey
(F7912)



Anthracite
(F2297)



Black
(F2253)



Olive
(F5343)

| Name | Colour | Art no. |
|-------------------------|------------------|---------|
| Laminate - 390 mm depth | White F1040 | 821003 |
| Laminate - 390 mm depth | Beech F2726 | 822003 |
| Laminate - 390 mm depth | Birch F7555 | 824103 |
| Laminate - 390 mm depth | Oak R20095 | 826003 |
| Laminate - 390 mm depth | Ash F1004 | 828073 |
| Laminate - 390 mm depth | Light grey F7927 | 828013 |
| Laminate - 390 mm depth | Grey F7912 | 828003 |
| Laminate - 390 mm depth | Anthracite F2297 | 828033 |
| Laminate - 390 mm depth | Black F2253 | 828023 |
| Laminate - 390 mm depth | Olive F5343 | 828083 |


| | | |
|-------------------------|------------------|--------|
| Laminate - 600 mm depth | White F1040 | 821001 |
| Laminate - 600 mm depth | Beech F2726 | 822001 |
| Laminate - 600 mm depth | Birch F7555 | 824101 |
| Laminate - 600 mm depth | Oak R20095 | 826001 |
| Laminate - 600 mm depth | Ash F1004 | 828071 |
| Laminate - 600 mm depth | Light grey F7927 | 828011 |
| Laminate - 600 mm depth | Grey F7912 | 828001 |
| Laminate - 600 mm depth | Anthracite F2297 | 828031 |
| Laminate - 600 mm depth | Black F2253 | 828021 |
| Laminate - 600 mm depth | Olive F5343 | 828081 |

| Name | Colour | Art no. |
|-------------------------|------------------|---------|
| Laminate - 760 mm depth | White F1040 | 821002 |
| Laminate - 760 mm depth | Beech F2726 | 822002 |
| Laminate - 760 mm depth | Birch F7555 | 824102 |
| Laminate - 760 mm depth | Oak R20095 | 826002 |
| Laminate - 760 mm depth | Ash F1004 | 828072 |
| Laminate - 760 mm depth | Light grey F7927 | 828012 |
| Laminate - 760 mm depth | Grey F7912 | 828002 |
| Laminate - 760 mm depth | Anthracite F2297 | 828032 |
| Laminate - 760 mm depth | Black F2253 | 828022 |
| Laminate - 760 mm depth | Olive F5343 | 828082 |

| | | |
|-------------------------|------------------|--------|
| Laminate - 820 mm depth | White F1040 | 821004 |
| Laminate - 820 mm depth | Beech F2726 | 822004 |
| Laminate - 820 mm depth | Birch F7555 | 824104 |
| Laminate - 820 mm depth | Oak R20095 | 826004 |
| Laminate - 820 mm depth | Ash F1004 | 828074 |
| Laminate - 820 mm depth | Light grey F7927 | 828014 |
| Laminate - 820 mm depth | Grey F7912 | 828004 |
| Laminate - 820 mm depth | Anthracite F2297 | 828034 |
| Laminate - 820 mm depth | Black F2253 | 828024 |
| Laminate - 820 mm depth | Olive F5343 | 828084 |

Note that the colour reproduction in the catalog may differ from physical products.


Worktops MFC laminate



White
(6459BS)



Light grey
(U12188)



Anthracite
(U12011)

| Name | Colour | Art no. |
|------------------------|-------------------|---------|
| Worktop - 390 mm depth | White 6459BS | 829003 |
| Worktop - 390 mm depth | Light grey U12188 | 829103 |
| Worktop - 390 mm depth | Anthracite U12011 | 829203 |
| Worktop - 600 mm depth | White 6459BS | 829001 |
| Worktop - 600 mm depth | Light grey U12188 | 829101 |
| Worktop - 600 mm depth | Anthracite U12011 | 829201 |
| Worktop - 760 mm depth | White 6459BS | 829002 |
| Worktop - 760 mm depth | Light grey U12188 | 829102 |
| Worktop - 760 mm depth | Anthracite U12011 | 829202 |
| Worktop - 820 mm depth | White 6459BS | 829004 |
| Worktop - 820 mm depth | Light grey U12188 | 829104 |
| Worktop - 820 mm depth | Anthracite U12011 | 829204 |

Worktops Rounded corners

Please note preferred radius of all corners when ordering.

| Name | Radius | Art no. |
|-----------------|-----------------|---------|
| Rounded corners | Min. radius 100 | 820010 |

High pressure laminate: 23 mm standard work-tops with high pressure laminate and 2 mm matching airtec-lipping.

- Formica Collection Colours
- Formica Collection Woods

MFC laminate: 22 mm standard worktops have an outer paper layer coated with an impregnated paper and a finish of Aluminium particles for extra protection against wear. 2 mm matching airtec lipping.

Airtech lipping: Airtec lipping, also known as laser edging, provides an almost invisible joint between the worktop and edging strip. Thus provides a higher protection against water and heat. This new technology is glue-free, which results in a lower environmental impact.

Inserts: Powder coated steel insert, available in white or black.

- Round with diameter 110, 250 or 400 mm.
- Square 250x250 mm or 350x350 mm.
- Slim 340x40 mm.

Lid for insert: Powder coated steel. Available for round inserts with diameters 250 and 400 mm.

Inserts: Stainless steel, integrated ring in worktop

- Round 250 mm in diameter.

Lid for insert: Compact laminate, folded in / integrated into ring, thickness 6 mm

- Round 250 mm in diameter with knob.
- Compact laminate, Formica F2297 (anthracite) alt. F1040 (white).

Inserts and lids, see page 93.

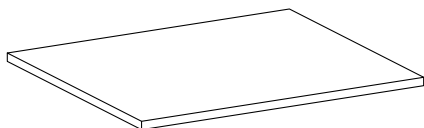
Contact TreCe if you want worktops in other high-pressure materials or other materials such as Valchromat.

Dimensions: Width x Height x Depth.

NCS refers to product lacquered in any optional NCS colour.

CombiLine

Accessories



Shelves, Depth 370 mm (Width x Depth)

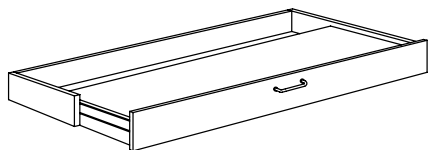
| Name | White | NCS | Beech | Birch | Oak |
|--------|--------|---------|--------|--------|--------|
| 30/370 | 841916 | 849916L | 843916 | 845916 | 847916 |
| 60/370 | 831921 | 839921L | 833921 | 835921 | 837921 |
| 80/370 | 831923 | 839923L | 833923 | 835923 | 837923 |
| 90/370 | 831922 | 839922L | 833922 | 835922 | 837922 |

Shelves, Depth 570 mm (Width x Depth)

| Name | White | NCS | Beech | Birch | Oak |
|--------|--------|---------|--------|--------|--------|
| 30/570 | 821913 | 829913L | 823913 | 825913 | 827913 |
| 60/570 | 821914 | 829914L | 823914 | 825914 | 827914 |
| 80/570 | 821916 | 829916L | 823916 | 825916 | 827916 |
| 90/570 | 821915 | 829915L | 823915 | 825915 | 827915 |


Tempered Glass shelf, Depth 370 mm, 6 mm (Width x Depth)

| Name | Art no. |
|--------|---------|
| 60/370 | 840941 |
| 80/370 | 840942 |
| 90/370 | 840943 |




Pull-out shelf, wall

| Name | White | NCS | Beech | Birch | Oak |
|-------|--------|---------|--------|--------|--------|
| U2 60 | 811911 | 819911L | 813911 | 815911 | 817911 |
| U3 90 | 811912 | 819912L | 813912 | 815912 | 817912 |



Wooden doors Width/number of shelves

| Name | White | NCS | Beech | Birch | Oak |
|-------------|--------|---------|--------|--------|--------|
| 30/1 (one) | 841918 | 849918L | 843918 | 845918 | 847918 |
| 30/2 (one) | 831972 | 839972L | 833972 | 835972 | 837972 |
| 30/3 (one) | 831973 | 839973L | 833973 | 835973 | 837973 |
| 30/4 (one) | 831974 | 839974L | 833974 | 835974 | 837974 |
| 30/5 (one) | 831975 | 839975L | 833975 | 835975 | 837975 |
| 60/1 (pair) | 831940 | 839940L | 833940 | 835940 | 837940 |
| 60/2 (pair) | 831941 | 839941L | 833941 | 835941 | 837941 |
| 60/3 (pair) | 831942 | 839942L | 833942 | 835942 | 837942 |
| 60/4 (pair) | 831947 | 839947L | 833947 | 835947 | 837947 |
| 60/5 (pair) | 831943 | 839943L | 833943 | 835943 | 837943 |
| 80/1 (pair) | 831983 | 839983L | 833983 | 835983 | 837983 |
| 80/2 (pair) | 831949 | 839949L | 833949 | 835949 | 837949 |
| 80/3 (pair) | 831987 | 839987L | 833987 | 835987 | 837987 |
| 80/4 (pair) | 831992 | 839992L | 833992 | 835992 | 837992 |
| 80/5 (pair) | 831993 | 839993L | 833993 | 835993 | 837993 |
| 90/2 (pair) | 831944 | 839944L | 833944 | 835944 | 837944 |
| 90/3 (pair) | 831945 | 839945L | 833945 | 835945 | 837945 |



Glass doors Width/number of shelves


| Name | White | NCS | Beech | Birch | Oak |
|-------------|--------|---------|--------|--------|--------|
| 30/2 (one) | 831957 | 839957L | 833957 | 835957 | 837957 |
| 60/2 (pair) | 831951 | 839951L | 833951 | 835951 | 837951 |
| 60/3 (pair) | 831952 | 839952L | 833952 | 835952 | 837952 |
| 60/4 (pair) | 831958 | 839958L | 833958 | 835958 | 837958 |
| 60/5 (pair) | 831953 | 839953L | 833953 | 835953 | 837953 |
| 80/2 (pair) | 831960 | 839960L | 833960 | 835960 | 837960 |
| 80/3 (pair) | 831995 | 839995L | 833995 | 835995 | 837995 |
| 80/4 (pair) | 831996 | 839996L | 833996 | 835996 | 837996 |
| 80/5 (pair) | 831997 | 839997L | 833997 | 835997 | 837997 |
| 90/2 (pair) | 831954 | 839954L | 833954 | 835954 | 837954 |

* Price via quote. Contact TreCe for more information.

If you would like tempered glass, contact TreCe

Dimensions: Width x Height x Depth.


NCS refers to product lacquered in any optional NCS colour.



310x349

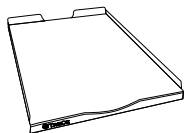
Door (Fits Combi shelf)

| Name | White | NCS | Beech | Birch | Oak |
|-------------------|--------|---------|--------|--------|--------|
| Door incl. lock | 841915 | 849915L | 843915 | 845915 | 847915 |
| Door incl. handle | 841918 | 849918L | 843918 | 845918 | 847918 |
| Door incl. knob | 841917 | 849917L | 843917 | 845917 | 847917 |



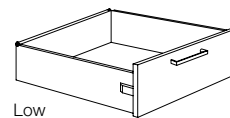
Partition panel, fits width 605, 800 and 900 mm

| Name | White | NCS | Beech | Birch | Oak |
|----------------------|--------|---------|--------|--------|--------|
| Partition panel 371 | 811913 | 819913L | 813913 | 815913 | 817913 |
| Partition panel 723 | 801912 | 809912L | 803912 | 805912 | 807912 |
| Partition panel 1075 | 801915 | 809915L | 803915 | 805915 | 807915 |



Mail shelves (Incl. mounting fitting)


| Name | Colour | Size | Art no. |
|---------------------|-------------|--------|---------|
| Mail shelf, acrylic | Transparent | 267 mm | 810919 |
| Mail shelf, steel | White | 267 mm | 810927 |
| Mail shelf, steel | Black | 267 mm | 810918 |



Low

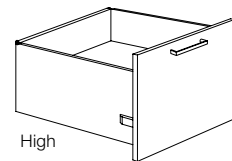
Drawer low, 100% expansion, Depth 570 mm (Max 35 kg/drawer)

| Name | White | NCS | Beech | Birch | Oak |
|------------|--------|---------|--------|--------|--------|
| Low 30/570 | 831720 | 839720L | 833720 | 835720 | 837720 |
| Low 60/570 | 831721 | 839721L | 833721 | 835721 | 837721 |
| Low 80/570 | 831722 | 839722L | 833722 | 835722 | 837722 |



Expo shelf (Incl. mounting fitting)

| Name | Art no. |
|--|---------|
| Expo shelf, white, powder-coated steel | 840928 |
| Expo shelf, black, powder-coated steel | 840929 |



High

Drawer high, 100% expansion, Depth 570 mm (Max 65 kg/drawer)

| Name | White | NCS | Beech | Birch | Oak |
|-------------|--------|---------|--------|--------|--------|
| High 60/570 | 831714 | 839714L | 833714 | 835714 | 837714 |
| High 80/570 | 831719 | 839719L | 833719 | 835719 | 837719 |

Pull-out shelf, Wall

| Name | White | NCS | Beech | Birch | Oak |
|-------|--------|---------|--------|--------|--------|
| U2 60 | 811911 | 819911L | 813911 | 815911 | 817911 |
| U3 90 | 811912 | 819912L | 813912 | 815912 | 817912 |

* Price via quote. Contact TreCe for more information.

Dimensions: Width x Height x Depth.

NCS refers to product lacquered in any optional NCS colour.

Cabinet locks (incl. 2 keys)

| Name | Art no. |
|---------------------------------------|---------|
| Cabinet locks, different lock numbers | 830910 |
| Addition, identical locks | 830985 |

If you would like other lock types, see page 71.

Master key

| Name | Lock type | Art no. |
|------------|---------------|---------|
| Master key | Cabinet locks | 840913 |

Stuff and bag holder

| Name | Size | Art no. |
|----------------------|-----------|---------|
| Stuff cork box | 90x44x347 | 890101 |
| Stuff shelf cork box | 97x80x350 | 890201 |
| Bagholder, mobile | Ø 35 mm | 830880 |



Grip handles Edge, addition



Handles, standard

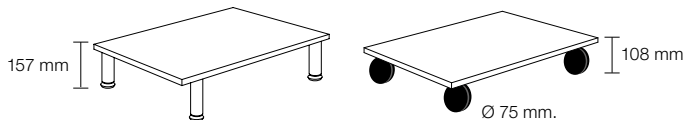
Grip handles Edge

| Name | Size | Material | Art no. |
|--------------------|-------|----------------------|---------|
| Grip handles Edge* | 40 mm | Stainless steel look | 850322 |
| Grip handles Edge* | 40 mm | Black, brushed | 850320 |
| Grip handles Edge* | 40 mm | White, lacquered | 850321 |

Handles, standard

| Name | Size | Stainless steel look | Black | White |
|----------|------------|----------------------|--------|--------|
| Handles* | c/c 128 mm | 850304 | 850302 | 850303 |

* Stainless steel handles as standard, if you would like black or white please specify when ordering. If you would like other handles please contact TreCe.



Stainless adjustable legs. If you would like other legs/wheels contact TreCe.

Load capacity per wheel: 100 kg
Material: black, rubber surface.
2 wheels have brakes.

Leg set, Height 157 mm, Depth 370 mm (Incl. base plate)

| Name | White | NCS | Beech | Birch | Oak |
|--------|--------|---------|--------|--------|--------|
| 30/370 | 841936 | 879936L | 843936 | 845936 | 877936 |
| 60/370 | 841937 | 879937L | 843937 | 845937 | 877937 |
| 80/370 | 841940 | 879940L | 843940 | 845940 | 877940 |

Leg set, Height 157 mm, Depth 570 mm (Incl. base plate)

| Name | White | NCS | Beech | Birch | Oak |
|--------|--------|---------|--------|--------|--------|
| 30/570 | 841931 | 879931L | 843931 | 845931 | 877931 |
| 60/570 | 841932 | 879932L | 843932 | 845932 | 877932 |
| 80/570 | 841939 | 879939L | 843939 | 845939 | 877939 |
| 90/570 | 841933 | 879933L | 843933 | 845933 | 877933 |

Wheel set, Height 108 mm, Depth 570 mm (Incl. base plate)

| Name | White | NCS | Beech | Birch | Oak |
|--------|--------|---------|--------|--------|--------|
| 30/570 | 841921 | 879921L | 843921 | 845921 | 877921 |
| 60/570 | 841922 | 879922L | 843922 | 845922 | 877922 |
| 80/570 | 841926 | 879926L | 843926 | 845926 | 877926 |
| 90/570 | 841923 | 879923L | 843923 | 845923 | 877923 |

If you would like other wheels, contact TreCe.



Knobs, standard

| Name | Size | Stainless steel look | Black | White |
|-------|---------|----------------------|--------|--------|
| Knob* | ø 19 mm | 850313 | 850312 | 850314 |

* Stainless knobs as standard, if you would like black or white please specify when ordering. If you would like other handles please contact TreCe.

Specifications

Space

MFC laminated surfaces within Space have a chip core, with the exception of some shelves. Back, frame and edging strip have matching colours unless otherwise stated.

Lacquered fronts, Shoe shelf, Open shelf/Bench and Storage box open/Flower box have an MDF core. Textiles at an additional cost.

Frame incl. plinth

Thickness 16 mm, 0.8 mm straight ABS-lipping.

- MFC laminate, white.
- Lacquered, any NCS-colour.
- Double module, width 790 mm
- Single module, width 395 mm

Back

Thickness 16 mm, MFC laminate in- and out. Lacquered when choosing any NCS-colour.

Plinth

Each unit has its own setback plinth, front and rear, with 4 adjustable feet, (Plinth height 143 mm.)

Leg stand

Leg stand in steel with adjustable feet, 4 legs. Delivered not fitted to cabinet, leg stand must be adjusted in height before cabinet is lifted on.

- Leg stand double fits Space double.
- Leg stand triple fits 1x Space double + 1x Space single.
- Leg stand height 143 mm.
- Available in 11 RAL colours.

Fronts

Seamless fronts, thickness 16 mm

- Lacquered MDF, any NCS colour, oak and ash laminate.

Inside dimensions:

Space door low: W363 x H424 x D454 mm.

Space door middle: W363 x H573 x D454mm.

Space door high: W363 x H864 x D454 mm.

Drawers

Drawers have soft closing. Extension capacity of 100 %, maximum weight 35 kg.

- Drawers with railings or with elevated sides.

Doors to Space recycling units and Space counter

- With push open

Seat module with hatch door

Opens downwards with gas spring.

- Milled-in handle. Are powder coated white as standard. Can be painted in any RAL colour at an additional cost.

Cushions and fabric are additional Shoe shelf, Open shelf/Bench and

Storage box open/Flower box

Thickness 16 mm.

- Lacquered MDF, any NCS colour, oak and ash laminate.
- Modules aligned with fronts.
- Plant pot can be combined with plastic box 19 L.
- Accessories: Seat cushion

Double doors Wardrobes

With milled-in handles. Are as standard powder coated, white. It can be painted in any RAL colour at an additional cost.

Mail inlet

Powder coated steel, White (RAL 9010).

Opening 290x20 mm. Mail inlet has an angled steel lip on the inside of the door.

Hinges

- Self closing concealed hinges with integrated soft closing.
- Doors are right-hung as standard.

Shelves, fixed

Shelves mounted with milled-in connection fittings that are secured with screws.

- Shelves lockers have a chip core
- Shelves for wardrobes have a lamellar wood core.

Shelves, movable for personal storage

The shelf is recessed in the front edge.

Mounted with milled shelf brackets, movable according to drill division c/c 32 mm.

Shelves, movable for storage

Installed with milled shelf brackets, movable according to drill division c/c 32 mm.

- 363 - 371 mm has chip core thickness of 16 mm
- 755 mm has laminated core with pine wood thickness 19 mm, max weight 120 kg.

Cover panels/Top cover

Thickness 16 mm.

- Lacquered MDF, any NCS colour, oak and ash laminate.

Top cover in compact laminate, black core

Thickness 12 mm.

- F2255, white
- F2297, anthracite
- F5343, olive grey

Worktop in high pressure laminate

Thickness 23 mm

Formica Collection Colors

F2255, white | F2297, anthracite | F5343, olive

Pfleiderer Wood decors

R20095, Oak | R34027, Ash

Inlets for top cover, compact laminate

- Inlets square B220 x D220 mm
- Inlet custom, max. size B220 x D260 mm

Accessories

Space shelf insert, clothes rail, carpet, clothes hook, anchor hook, mirror and cork box Stuff.

Cabinet locks

Robust cabinet locks with master key system, individual lock numbers and 2 keys as standard. Identical locks are available at extra cost.

Lock types

Different types of locks and fittings are available for doors, such as electronic RFID locks, code locks, cabinet locks, padlock fittings and push-to-open. For network-based locks contact TreCe for individual advice.

General care instructions

Metal

Wipe with a slightly damp, soft lint-free cloth and mild detergent. Always wipe dry with a dry cloth. Never use solvents on painted metal nor any abrasive cleaners/ materials.

Wood

Wood is a living material and is affected for example by seasons, heat and humidity. Direct sunlight will give surfaces permanent colour and light differences. To avoid colour shifts, all surfaces should be exposed to equal amounts of light.

Normal/daily cleaning:

Dust dry and clean with mild soap solution or mild hand washing-up liquid. Wipe dry with a dry cloth. Never use strong detergents, solvents or products containing abrasives. Remove all stains as soon as possible and wipe the surface dry after cleaning.

Note! Use a minimum amount of water.

General info

Mounting

All modules are factory mounted. Worktops/ Cover panels/Top cover panels are mounted on site.

Warranty

We provide a 5 year factory warranty on Space. Other products, contact TreCe.

Contact TreCe for customisation of selected product.

Specifications

CombiLine

MFC laminated and lacquered surfaces within CombiLine have a chip core, with the exception of some shelves. Back, frame, doors and edge strips have the same colour/wood as other parts as standard, unless otherwise stated.

Frame

Thickness 19 mm, 0.8 mm straight ABS-lipping.

- MFC laminate white, beech, birch and oak.
- Lacquered available in any NCS-colour.

Back

Thickness 12 mm, laminate inside and outside.

Plinth

Every module has its own front and back plinth with 4 adjustable feet (does not apply to recycling units with loading ramps).

Plinth 157 mm. Can be replaced with;

- Bottom plate with adjustable stainless steel legs, height 157 mm.
- Bottom plate with lockable wheels, height 104 mm.

Doors

Thickness 16 mm, 2 mm straight ABS-lipping.

- White lacquered UV-treated MFC laminate (NCS S 0500-N), or MFC laminate in beech/ birch/oak.
- Lacquered in any NCS colour.
- Self closing concealed hinges with integrated soft closing (does not apply to products with aximat hinges with 180° opening).
- Single doors are right-hung as standard.

Drawer fronts

Drawer front, low: 173 mm

Drawer front, high: 349 mm

Thickness 16 mm, 2 mm straight ABS-lipping.

- White lacquered UV treated MFC laminate (NCS 0500-N) and MFC laminate in beech/ birch/ oak.
- Lacquered available in any NCS-colour.

Drawers

Drawers with depth 570 mm have soft closing.

- Extension 100%, max 35 kg (excl. recycling units).
- Extension 100%, max 65 kg.

Shelves

All shelves are adjustable and mounted with milled-in shelf support. Drill division c/c 32 mm.

- 310 – 605 mm have a chip core.
- 800 – 900 mm have a pine lamellar core.

Recycling unit

MDL60/MD60/MDH60/MD65/MD70

The bottom plate is equipped with an access ramp in stainless steel.

- Doors with aximat hinges for 180 degree opening for easy access to recycling containers.

Mail shelves

Adjustable with pull-out function and mounting strip, subdivision c/c 96 mm.

- Mail shelves in acrylic have integrated name slots.
- Mail shelves in powder coated steel white or black are available as an addition.

Steel doors mail sorting

White powder coated steel. Shelves inside in the same material as frame, 19 mm.

- Including lock and 2 keys with individual lock number.
- Inlet 22 mm. Open door gives a free space of 90 mm.

Wall modules

White lacquered mounting strip in steel is included for all wall modules.

Lock types

Cabinets locks, padlock fittings, code locks and RFID-locks (EM & Mifare). For network-based locks contact TreCe for individual advice.

Fitting pieces /Cover panels

Available as accessories in the same colour/ material as frame. Width, height and depth adapted to your requirements.

Handles

Stainless steel bow handles as standard, if you would like black or white handles, please not on order.

- Standard handles c/c 128 mm.
- Grip handles 40 mm.

Work tops

High pressure laminate: 23 mm standard work-tops with high pressure laminate and 2 mm matching airtec-lipping.

- Formica Collection Colours
- Formica Collection Woods
- Pfleiderer Wood decors

Airtec-lipping: Airtec-lipping, also known as laser edging, provides an almost invisible joint between the worktop and edging strip. Thus provides a higher protection against water and heat. This new technology is glue-free, which results in a lower environmental impact.

Inserts: Powder-coated steel insert, available in white or black.

- Round with diameter 110, 250 or 400 mm.
- Square 250x250 mm or 350x350 mm.
- Slim 340x40 mm.

Lid for insert: Powder-coated steel. Available for round inserts with diameters 250 and 400 mm.

Inserts: Stainless steel, integrated ring in worktop

- Round 250 mm in diameter.

Lid for insert: Compact laminate, folded in / integrated into ring, thickness 6 mm

- Round 250 mm in diameter with knob.
- Compact laminate, Formica F2297 (anthracite) alt. F1040 (white).

General care instructions

Metal

Wipe with a slightly damp, soft lint-free cloth and mild detergent. Always wipe dry with a dry cloth. Never use solvents on painted metal nor any abrasive cleaners/materials.

Wood

Wood is a living material and is affected for example by seasons, heat and humidity. Direct sunlight will give surfaces permanent colour and light differences. To avoid colour shifts, all surfaces should be exposed to equal amounts of light.

Normal/daily cleaning:

Dust dry and clean with mild soap solution or mild hand washing-up liquid. Wipe dry with a dry cloth. Never use strong detergents, solvents or products containing abrasives. Remove all stains as soon as possible and wipe the surface dry after cleaning.

Note! Use a minimum amount of water.

General info

Mounting

All modules are factory mounted. Worktops/ Cover panels/Top covers are mounted on site.

Warranty


We provide a 5 year factory warranty on CombiLine. Other products, contact TreCe.

Cabinet locks

Robust cabinet locks with master key system, individual numbers with 2 keys as standard. Identical locks available to addition.

Contact TreCe for customization of selected product.

TreCe's sustainability work



How we work and what we do

We want to develop products with eco-respect, responsible supply chains and circular life. However, we know that change doesn't happen overnight, but simple and small actions do make a difference. Doing something is always better than nothing! Join us in our circular transition that is filled with opportunity.

We create room for sustainable actions.

In decision making, in projects or when discussing a matter, we make sure sustainability is present. We work continuously to raise awareness among our employees, customers and suppliers.

We are changing to new and better materials.

We're on the look-out for materials that are renewable, recycled, fast-growing, locally sourced and with a low carbon footprint. We are keen to change when we can.

We have a life cycle perspective

We give our products circular life with recycled materials, great lasting quality and smart design. This means they are easy to repair, reuse and recycle. We also test our products at a laboratory and have a generous warranty.

We want to work with responsible suppliers that we all can trust

We want to make sure that our suppliers are trustworthy to both their employees and surrounding environment. That's why we do frequent check-ups, risk analysis and evaluation through out the supply chain. Our goal is to have a supply chain with high transparency and low risk.

Made in Sweden

Our products are manufactured in Sweden, and we are focusing on moving our supply chain closer and closer.

Why choose TreCe?

From idea to reuse, in decision and action, this is where we create new conditions and opportunities for sustainable development and circularity. We want to make it easy for our customers to make sustainable choices, and together we can achieve the vision of a sustainable future. Join us in our circular transition

Here are some reasons to choose us:

- 174 unique products approved by Möbelfakta
- We are certified according to ISO 14001 and 9001
- We support the UN's Global Sustainability Goals 2030
- We have the sustainability information in our product sheets
- We have sustainability goals and policies
- We use recycled materials
- We keep track of our suppliers in the supply chain
- We require the supply chain to operate in accordance with our Code of Conduct
- We offer circular solutions
- Production in Sweden
- We aim to continuously reduce our ecological footprint



We support the Sustainable Development Goals

We want and will actively contribute to achieving the Global Goals for 2030 and to limiting global warming to well below two degrees by 2050. We have selected 5 goals that reflect our activities and where we have the best opportunity to influence, these goals we will have as a starting point in our future work over the next 10 years.



Approved Möbelfakta products

An approved product gives us and our customers security and reassurance that the product meets the requirements for the environment, quality and social responsibility. Möbelfakta is a complete reference and labelling system for furniture owned by IVL Swedish Environmental Institute and Trä- och Möbelföretagen, TMF. Möbelfakta serves as a tool for sustainable choices and is for producers, purchasers, designers, architects, and others who use or work with furniture.



TreCe is certified according to

ISO 9001: 2015 and ISO 14001: 2015

ISO 14001 is an environmental management system that aims to improve and rationalise environmental work. Through environmental impact assessment, environmental goals and routines, an active environmental work is created, which in turn reduces our ecological footprint.

ISO 9001 shows that we work both internally and externally with continuous improvements, routines and monitoring that ensures the quality of our products and services. In short, that our customers and partners always get the best possible reception and service.

Read more about how we work with sustainability on our website.

<https://trece.se/en/sustainability/>

Terms and conditions

Sales and Delivery Terms: All prices are excluding VAT and shipping. We reserve the right for any price and design changes and reservation for printing errors.

All products are delivered FCA (our warehouse) according to Incoterms 2010 unless otherwise agreed. Some products are delivered unassembled. Costs for packaging, EUR pallets and pallet collars will be added.

Payment terms: 30 days after approved credit check unless otherwise agreed. Delivered products remain our property until full payment is made.

Transport: In the case of visible damage or incomplete delivery, this must be reported immediately to the transport company and noted on the consignment note. The freight forwarder confirms the listing with his signature. Damage that is not visible upon receipt is reported to the transport company as soon as possible, but no later than 6 working days from the date of receipt.

Complaints: Complaints and incorrect deliveries must be reported within 6 days of receipt. In the case of wrongly ordered product, 50% of the purchase price is deducted as a return charge, return shipping will be added. According to order, correctly delivered worktops and customized products are not refunded. All products lacquered in any NCS/RAL colour are classified as special products.

Warranty: The warranty is valid from the delivery date of the product. Invoice/order number must be provided for the warranty to be valid. The warranty does not apply to products that have been stored or assembled incorrectly, used in an inappropriate or improper manner, altered in appearance/function or cleaned with an incorrect cleaning method or cleaning products. The warranty does not cover shipping damage, normal wear and tear, scratches, marks or damage caused by impact or accident. The warranty does not cover products that have been placed outdoors or in a damp environment, or products that have been used for purposes other than those for which they are intended.

For products intended for outdoor use, the above-mentioned humid environment does not apply, but the warranty period is halved for products installed within 200 m of a coastal environment. The warranty does not apply to outdoor products that develop surface corrosion over time as this is purely aesthetic and can be corrected with touch-up paint.

CombiLine: 5 years warranty

Space: 5 years warranty

Office family: 1 year warranty

Accessories such as Recycling bins, Bag holders: 1 year warranty

Clean: 2 years warranty

Soft: 2 years warranty

Wall mounted storage: 5 years warranty

Archive shelf pine: 5 years warranty

Drawing cabinet: 2 years warranty

Lock: 2 years warranty



Showrooms in Sweden

Norrköping / Head Office

Importgatan 39
P.O. Box 6063, SE-600 06 Norrköping
Ph +46 11 21 14 80
info@trece.se / www.trece.se

Stockholm / R40 Center

Rosenlundsgatan 40,
SE-118 53 Stockholm
Ph +46 8 480 027 55
www.r40center.se

Göteborg / S8

Stampgatan 8,
SE-411 03 Göteborg
Ph +46 11 21 14 68
www.stampgatan8.se/

Malmö / Djäkne 5

Djäknegatan 5,
SE-211 35 Malmö
Ph +46 11 21 14 68

Showrooms in Nordic/Europe

Norway

Oslo / Skøyen Designcenter

Drammensveien 130 C1,
Skøyen NO-0277 Oslo
Ph +47 23 96 07 22
www.skoyendesigncenter.no/

Finland

Helsinki / Eurohela Oy

Meritullinkatu 21,
FL-00170 Helsinki
www.eurohela.fi

Denmark

Store Kongensgade 81/ Norrlit Design

Store Kongensgade 81
1264 København, Denmark

Emil Markussen:
Ph: +45 2362 4242
em@norrlittdesign.dk

United Kingdom

Goswell / Nordic Design House

104-110 Goswell Road,
London EC1V 7DH

Magdalena Tym:
magda@nordicdesignhouse.com
www.nordicdesignhouse.com