

PRODUCT CATALOGUE

2025

RECYCLING & RECYCLING UNITS







Index

Why choose TreCe	5
Our designers	8
<hr/>	
Recycling	
Wavy - NEW!	10
KLOSS	12
Etagé	14
Hightower & Popsicle	16
Birdie	18
Cloud	20
Kite	22
Kite mini	24
Hold	26
Hold mini	28
Ridge	30
Clean	34
<hr/>	
Recycling units	
Space	
Cabinet/Recycling units	32
CombiLine	
Recycling station	35
Containers/bag holder	110
<hr/>	
Other	
References	36
CombiLine Accessories	
Inlets	112
Worktops	113
Accessories, CombiLine	115
Specifications	116
TreCes sustainability engagement	118
Conditions of sale	120

The colour rendering in images and colour samples can differ from reality. Contact TreCe for colour samples.

Why choose TreCe?

We are one of the leading Nordic suppliers of storage furniture. We have reached this position by developing continuously. With over forty years of experience we have together with our customers managed to collect a lot of knowledge, and through the years we have learned what works. Our long experience together with a strong innovation drive drives us forward and creates the conditions for continuously developing new storage and recycling solutions.



Design & sustainability

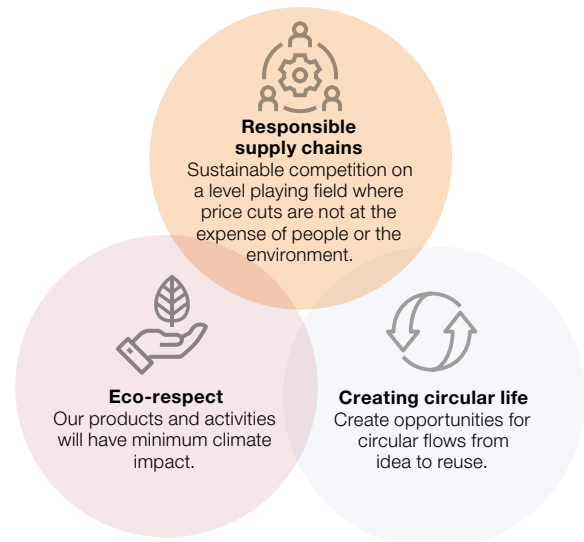
Our journey in the circular transition has begun. We want to become part of a world in balance and develop products with eco-respect, responsible supply chains and circular life.

From idea to reuse, in decision and action, this is where we create new conditions and opportunities for sustainable development and circularity.

What does this mean for us?

This means respecting ecological limits, natural resources and climate change. Supporting responsible suppliers and investing in sustainable competition on equal terms, where prices are not cut at the expense of people nor the environment. As well as giving products a circular life and creating space for circular flows, from the idea to reuse for a sustainable future.

Join us in creating the next generation of storage and recycling.



Design and method

We look at design from a broader perspective which always includes aesthetics as well as sustainability and function. The product development phase is crucial to a product's environmental impact and durability. That's why we work closely with designers and manufacturers to make informed decisions. With a life cycle perspective, we look at the climate impact throughout the product's life, from raw material extraction, production, transport, distribution, use, repair/restoration to material recycling for new products.

How we work and what we do

To develop the next generation of storage and recycling, we need to create change. But change doesn't happen overnight, but simple and small actions make a difference. Doing something is always better than nothing!

Join us in our circular transition towards a sustainable future and a circular economy to become part of a world in balance.

Read about what we do to get there on the page 118.

Cooperation is key

We think it is important with our customers' opinions because they give us valuable insights into which products we need to develop to meet market demand. When we start a project, we are therefore careful to investigate what needs exist and develop a plan for how we can solve them together. By working closely together, we can ensure that our customers' thoughts and ideas are with us from the first call to the completed project.

We are experts in storage

We are happy to share our knowledge with our customers, whether it is about flexibility and function in the modern office or smart solutions for the activity-based offices of the future. With our experience and knowledge, we create an optimal solution.

Feel free to contact us for a presentation, to find out more about how we can together create a working solution.

Our designers

At TreCe, we have designed several of our products ourselves. These have in most cases taken shape based on needs we have seen in the market but also from the input that our customers give us. We have also chosen to collaborate with other designers. This has in several cases proved to be a stroke of luck. With new input, innovative solutions and a fantastic design, we have won international awards. Cooperation is the key.



Our designers

Kauppi & Kauppi

Kauppi & Kauppi is a design duo working with furniture, lighting and industrial design - from large spatial objects down to objects in the scale of the hand. Nina and Johan have their roots in the south and north of Sweden and both have a Master's degree in Design from HDK, the Academy of Art and Design at the University of Gothenburg.

Kauppi & Kauppi's close collaborations with manufacturers have been recognized with several national and international design awards.



Bernstrand & Borselius

The two designers, Thomas Bernstrand and Stefan Borselius, have been working together for 8 years, but both have been in the industry considerably longer.

Bernstrand and Borselius have been running their own design offices for over 20 years, specializing in furniture and interior design. Bernstrand in Stockholm and Borselius in southernmost Skåne. Over the years, they have worked with several prestigious companies together and separately. Last year, they jointly launched a collaboration with TreCe.

Jangir Maddadi

Jangir is passionate about creating objects with a strong identity. Every millimetre of his design is contemplated. Each object has its own history. Every product he creates is a beautiful, functional sculpture. He strives to design meaningful products that live on from generation to generation.

One ambition is to always create innovative and sustainable products that are functional, beautiful and completely independent of trends. Products that are neither modern nor classic, they are timeless.



Annica Doms

Educated at Luleå University of Technology. Annica's Master degree project, Kite Bin for TreCe, has been awarded the Red Dot Design Award and the German Design Award. Today, Annica is a design consultant at Studio Doms.

The collaboration with TreCe is based on relevant and well-thought-out design that supports every function, inspired by functional design from the past.



David Doms

Designer and founder of Studio Doms. David has a master's degree in industrial design from Luleå University of Technology and has also studied lighting and luminaire design.

Studio Doms was started in 2010 and the company is today active in the areas of furniture design, product design, design strategy and graphic design.

Ebba Hellberg & Sigrid Ljungström

A contributing factor to TreCe's continuous development of innovative design solutions is our recurring collaborations with design students. Recycling unit Cloud is a well-priced example, developed together with Chalmers students Ebba Hellberg and Sigrid Ljungström.

Cloud has quickly developed into a product family and recently won first prize in the German Design Award 2019, Excellent Product Design in the category office furniture / environmental sorting.





Saffron RAL 1017

Wavy

Design | **Studio Doms**

Wavy is an elegant and spacious waste bin designed for public space recycling. WAVY's shape makes it flexible and easy to place – free-standing in a room, against a wall, around a pillar, or in a corner, either alone or in a group. The curved top creates a beautiful play of shadows, and when placed in groups, it forms a dynamic wave pattern. WAVY comes in a version with an open slot as well as with a swing lid designed for one-handed use. Perfect for those on the go with their hands full.

WAVY is made from robust steel sheets. The construction allows for easy disassembly and replacement of parts in case of damage or maintenance. WAVY's dimensions are optimized for resource-efficient and environmentally-friendly transportation. Order WAVY in your preferred RAL color and complete it with waste symbols for easy sorting



Swedish steel
100% recyclable

More info →




Saffron RAL 1017



reddot winner 2024

archiproducts®
AWARDS
WINNER



Old Pink RAL 3014,
Pearl white RAL 1013,
Wine red RAL 3005

KLOSS

Design | **Kauppi & Kauppi**



KLOSS recycling system has been assessed by Byggarbetsdömningen and received the highest rating "Recommended".



Swedish steel
100% recyclable

KLOSS recycling system reflects our need to separate and organise, putting the right materials in the right bins for recycling. What we used to define as waste is now a material resource that can be reused. All interiors and situations have different conditions, with KLOSS there are almost endless possibilities to build whatever form and function is needed, in any RAL colour you wish. Creative and playful recycling units for all environments.

"Modularity" is the basic idea and design essence of KLOSS. A vast and highly flexible, connectable modular system for recycling. Three different modules, made of steel, provide endless possibilities and shapes. Choice of modules and configuration, together with the choice of colour, top, lid and accessories - gives the recycling unit its final shape and expression.

More info →



Pearl white RAL 1013



Etage 1730/3



Etage 1180/2



Etage 870/1



Etage 570 + planter

Etage

Design | **Bernstrand & Borselius**

Etage is unique with its elegant design and multiple levels that efficiently utilize floor space in small areas. It is made of carefully selected materials and is a practical and stylish waste sorting furniture.

The frame of Etage is made of oak veneer, bent to its shape, and is available in three colour options - mocca stain, oak, or white stain - providing a beautiful contrast to the molded inlets in black or white. These inlets are simple to clean and can be easily replaced and recycled. Additionally, the inlets are angled inward to facilitate proper waste sorting. Symbols are placed on the angled surface to clearly indicate what should be thrown and where.

Etage is now also available as a top-loaded waste sorting furniture. This makes it easy to sort waste and grow air-purifying plants indoors.

More info →



Etage 1730/3, mocca stain and black inlets



Olive RAL 6013 Warm grey RAL 7032 Old pink RAL 3014

Hightower & Popsicle

Design | **Jangir Maddadi**

Hightower and Popsicle are a new series of waste bins designed by Jangir Maddadi. They are the only products we can offer for outdoor use – or indoors if you prefer. The frame is made of galvanised steel sheet that can be lacquered in our standard colours or any RAL colour. Popsicle holds 57L, adapted for waste bags 85-125L and Hightower holds 125L, adapted for waste bags 85-140L.

There are 3 different versions of leg stands for Popsicle, depending on how and where you want to place it. Legs for Hightower are available in 3 different versions, oak legs, stainless steel legs where both have adjustable feet and then a concrete base with 4 stainless steel legs. The wooden legs are only suitable for indoor use but the other options work well outdoors. Naturally it is stainless steel for outdoor use and Swedish steel plate for indoor use, there are also different options for anchoring Popsicle to the foundation.

[More info →](#)

Swedish steel
100% recyclable



Olive RAL 6013 Saffron RAL 1017

2016
**EUROPEAN
 PRODUCT
 DESIGN
 AWARD**



Anthracite RAL 7016 Old pink RAL 3014 Olive RAL 6013

Birdie

Design | **Studio Doms**

Flexible recycling piece made of resistant Swedish steel. Available in 11 standard colours and delivered with specially designed symbols for easy sorting. Birdie is made in two sizes and holds 43 L (Birdie 500) and 63 L (Birdie 750). Both have soft closing lids and inlets in stable quality plastic. Birdie is available as floor standing and wall mounted, with matching wall brackets.

Birdie has received many international awards thanks to its unique shape and good design.

[More info →](#)

Swedish steel
 100% recyclable



Anthracite RAL 7016, RAL 6013 Olive, RAL 1017 Saffron



Brilliant blue
NCS/RAL 5023

Cloud

Design | **Ebba Hellberg & Sigrid Ljungström**

Cloud is a mobile recycling unit designed to fit into a modern work environment where flexibility and aesthetics are two key factors. A simple and classy design with the characteristic rounded corners and the bold wheels that invite you to move Cloud around. With inlets from both sides, Cloud can be placed against a wall or in the middle of a room.

The frame is available in both laminate and lacquered MDF. Doors and backs in powder-coated steel. Cloud is delivered with pull-out bag holders designed for 85-125L bags.

More info →



Tested in accordance
with SS-EN 16121:2013
and A1:2018



Olive NCS/RAL 6013



reddot design award
winner 2012



Wine red RAL 3005
Warm grey RAL 7032
Forest green RAL 6020

Kite

Design | **Annica Doms**

A modular recycling unit designed by Annica Doms. Awarded the Red Dot Design Award for its innovative form. Designed for modularity in different configurations. Kite can be placed against the wall or as a free-standing accent in the room.

The many possible combinations challenges the imagination and inspires creativity. Lids with eight different designs with varying shapes and screen printed symbols for different types of waste. Kite is available in 11 RAL colours and Kite Raw with lids in three standard colours, white, anthracite and olive grey. Kite holds 70 L, designed for standard bag of 85–125 L.

More info →

Swedish steel
100% recyclable



RAL 1013 Pearl White, RAL 7016 Anthracite, RAL 6013 Olive



Anthracite RAL 7016
Brilliant blue RAL 5023
Warm grey RAL 7032

Kite mini

Design | **Annica Doms**

Kite, has retrieved both its name and its appearance from the geometric shape of a kite. The straight angles give a bold and exciting expression, and at the same time harmonise with the room and its shape. The unique form holds angles of 60 °, 90 ° and 120 ° which makes it ideal to place in corners with varying angles. Kite mini has the same shape and is an exact copy of Kite, but in a reduced size. This gives a clear "family feeling" and a uniform expression.

Kite mini is intended for smaller spaces like under desks, hotel rooms or smaller conference rooms. There is also a wall mount for Kite mini, which means that it can be placed on the wall. As single or in pairs to free floor space.

Kite mini is available in 11 RAL colours. Lids in colour white, anthracite or olive grey with 6 different screen printed symbols for recycling. Kite mini holds 10 L.

Swedish steel
100% recyclable



RAL 6013 Olive



Wine red RAL 3005

Hold

Design | **Tengbom**

TreCe, together with Tengbom architects, have developed the recycling bin Hold. A collaboration that started with Tengbom seeing a need for a different and functional recycling bin that could meet the needs of smaller spaces. Conference rooms, hotel rooms, smaller meeting rooms, etc. TreCe was contacted and the result was Hold.

A small and functional bin with a lid that is available in 7 different profiles. There is also a wall mount for Hold, which means that it can be placed on the wall.

Hold is available in 11 RAL colours. 7 different lids with different profiles and text for easy sorting. Adapted bag holder and containers in recycled plastic, included when ordering lids. Hold holds 20L.

[More info →](#)

Swedish steel
100% recyclable



RAL 3014 Old Pink



Wine red RAL 3005

Hold mini

Design | **Tengbom**

Hold mini waste bin is a little brother to Hold. TreCe has together with Tengbom architects developed the recycling unit Hold. As part of this collaboration, Hold mini has seen the light of day. Hold mini is half the size of its big brother Hold. With only one fraction for sorting, Hold aims to function as a pure wastebasket in conference rooms, hotel rooms, smaller meeting rooms etc. A small and functional bin with one type of inlet and a small container. Hold mini also has a wall bracket, which means that it can be placed on a wall.

Sustainability and materials

Frame in powder coated steel made in Sweden, consists of 20% recycled materials. The steel is 100% recyclable. The powder coating is a good environmental choice as no solvents are used. Inner container in 100% recycled plastic. The inner container is dishwasher safe.

Swedish steel
100% recyclable



Pearl white RAL 1013



Warm grey NCS / RAL 7032 Anthracite NCS / RAL 7016

Ridge

Design | **Studio Doms**

Ridge, with its special expression, becomes a different and expressive feature in the modern office. It gives the impression of an interior detail, not just an recycling station. Standing together Ridge creates a feeling of a city skyline. Details such as bevelled outer edges and a slight distance between the frame and top shows a feel of quality and detail.

A very stable construction that is built of 22 mm MDF and lacquered in 11 standard colours. The stainless steel ramp for easy access of a 140 L waste bin is not only a practical detail, but also a part of the design that stands out. Ridge is also available in two heights, low and high. What distinguishes low and high is the slope of the upper frame.

Both versions are easily emptied with the door's with 135° opening. Ridge can be ordered with different recycling symbols depending on the purpose and waste.

More info →



Tested in accordance
with SS-EN 16121:2013
and A1:2018



Anthracite NCS / RAL 7016 Saffron RAL 1017 Pearl white RAL 1013 Warm grey NCS / RAL 7032



Space

Cabinet & Recycling unit

Design | TreCe

Flexible modular design designed for both personal and communal storage in offices and public spaces. Space is easy to integrate thanks to its cohesive and thoughtful design. Well-crafted details such as doors with seamless design, shoe shelves, and benches that enliven with fronts create a seamless and stylish feeling. This is also reflected in the fact that Space is a sustainable choice as it is approved according to Möbelfakta, consists of sustainable materials, is manufactured with social responsibility, and quality-tested at RISE.

The modules in the Space series are designed to fit together, so you can let your imagination run wild as you build your unique solution. Choose between frames in white laminate or lacquered in any NCS colour. Doors in lacquered MDF, any NCS colour, which has a comprehensive design. Fronts are also available in oak and ash laminate. There are five complete modules for waste sorting and eight complete cabinets for the office's common storage. Explore the entire Space series, including personal and public storage, wardrobes, seating modules, cabinets, recycling units, and more.

More info →



RAL 6013 Olive



Anthracite RAL 7016

Clean

Dispenser stand

Design | TreCe

Clean is a flexible hand sanitiser dispenser stand. Having good hand hygiene is important to protect both yourself and others from reducing the spread of infection and virus. When TreCe realised that the spread of infection became a problem in society, we began to think about how we could contribute, and came up with our own solution.

A hand sanitiser floor stand, which is based on the customer's needs. Flexibility and simplicity are important to many and we have chosen to focus on that. The foundation is a stand with a stable base, with accessories you need and believe are of importance to yours customers. Two different models of bottle holders (750 ml and 1000 ml) with leaking tray, holders for Tork M1 dispenser, a small bin and a sign for your own message (horizontal A4). The stand consists of perforated holes on the front and back, where you simply hook on the accessories you have chosen in the place you want. In a preschool, you may choose to place the accessories at a lower height than in a high school, for example. Clean is made of Swedish quality steel and powder coated in Anthracite grey colour RAL 7016.

Swedish steel
100% recyclable



CombiLine Recycling station

Design | **TreCe**

Ready combined recycling stations that cover the entire waste sorting for both large and small offices. Frames and doors in standard white and worktops in high pressure laminate, anthracite. Stainless steel handles are standard.

All drawers with soft closing and full extension that can withstand loads up to 35 kilos.

There are four ready combined recycling stations. Recycling station 2 is shown in the picture above. Complete with environmental symbols and suitable containers from our range of accessories.

If you prefer to combine your own station, see modules under CombiLine Recycling unit. (page 152)

Selected references





Frame: Powder-coated steel 1,5 mm.

Top/Flip lid: Powder-coated steel 2 mm.

Container & Base insert: 100% recycled ABS plastic

Wavy


Recycling

Wavy is an elegant and spacious waste bin designed for public space recycling. WAVY's shape makes it flexible and easy to place – free-standing in a room, against a wall, around a pillar, or in a corner, either alone or in a group. The curved top creates a beautiful play of shadows, and when placed in groups, it forms a dynamic wave pattern. WAVY comes in a version with an open slot as well as with a swing lid designed for one-handed use. Perfect for those on the go with their hands full.

WAVY is made from robust steel sheets. The construction allows for easy disassembly and replacement of parts in case of damage or maintenance. WAVY's dimensions are optimized for resource-efficient and environmentally-friendly transportation. Order WAVY in your preferred RAL color and complete it with waste symbols for easy sorting

Sustainability and materials

- The modules are made from 20% recycled robust steel with long durability.
- Circular product: the modules can be disassembled and replaced, refreshed, repaired, renovated, and recycled.
- The steel body is made of parts that are joined with screws and can be separated when renovation is needed.
- Inner containers, combined with a raised base, allow for the use of paper bags.
- The inner containers and raised base are made from 100% recycled plastic.
- Wavy holds up to 85 L.


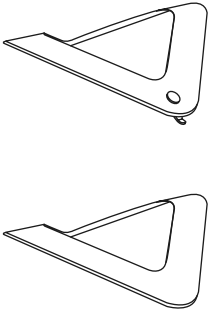
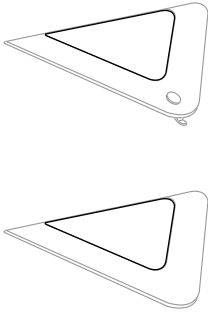

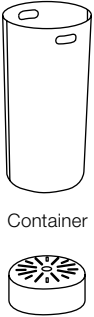


Frame: Powder-coated steel 1,5 mm.

Top/Swing lid: Powder-coated steel 2 mm.

Container & Base insert: 100% recycled ABS plastic

How to order Wavy:

<p>1.</p> 	<p>2.</p> 	<p>3.</p> 	<p>4.</p> 	<p>5.</p>  <p>Container</p> <p>Base insert</p>
<p>Choose frame & colour. Wavy holds 85 L, designed for bin bags of 85-125 L.</p>	<p>Choose top and colour (with or without lock)</p>	<p>Add a swing lid if desired. (can be re-ordered)</p>	<p>Select symbol (1 pair or 1 piece at top with lock.)</p>	<p>Choose accessories Container and base insert</p>

Wavy, Frame

Width 360 mm, Height 895 mm, Depth 360 mm

Colour	Art no.
RAL 9010 White	36105101
RAL 7032 Warm grey	36105120
RAL 7016 Anthracite	36105104
RAL 5023 Brilliant blue	36105121
RAL 1013 Pearl white	36105122
RAL 6013 Olive	36105123
RAL 6020 Forest green	36105124
RAL 8014 Chocolate	36105125
RAL 1017 Saffron	36105126
RAL 3014 Old pink	36105127
RAL 3005 Wine red	36105128

Any RAL colour at additional cost, contact TreCe.



Wavy, Colours



Frame: Powder-coated steel 1,5 mm.


Top/Swing lid: Powder-coated steel 2 mm.

Container & Base insert: 100% recycled ABS plastic

Wavy, Top

B:360 mm, H:360 mm

Colour	Art no.
RAL 9010 White	36106101
RAL 7032 Warm grey	36106120
RAL 7016 Anthracite	36106104
RAL 5023 Brilliant blue	36106121
RAL 1013 Pearl white	36106122
RAL 6013 Olive	36106123
RAL 6020 Forest green	36106124
RAL 8014 Chocolate	36106125
RAL 1017 Saffron	36106126
RAL 3014 Old pink	36106127
RAL 3005 Wine red	36106128



Wavy Symbol 65 mm, white or anthracite, double

(factory fitted on the front and back of the top).



WASTE



PLASTIC



BOTTLES
CANS



BOTTLES



CANS



CARTON



METAL



ORGANIC



GLASS



CLEAR GLASS



COLOURED
GLASS




PAPER

Colour	WASTE	PLASTIC	BOTTLES CANS	BOTTLES	CANS	CARTON	METAL	ORGANIC	GLASS	CLEAR GLASS	COLOURED GLASS	PAPER
White	36900101	36900201	36900301	36900401	36900601	36900501	36900701	36911001	36901301	36901101	36901201	32900901
Anthracite	36900104	36900204	36900304	36900404	36900604	36900504	36900704	36911004	36901304	36901104	36901204	32900904

Wavy, Top with lid Powder-coated steel 2 mm

B:360 mm, H:360 mm

Colour	Art no.
RAL 9010 White	36106201
RAL 7032 Warm grey	36106220
RAL 7016 Anthracite	36106204
RAL 5023 Brilliant blue	36106221
RAL 1013 Pearl white	36106222
RAL 6013 Olive	36106223
RAL 6020 Forest green	36106224
RAL 8014 Chocolate	36106225
RAL 1017 Saffron	36106226
RAL 3014 Old pink	36106227
RAL 3005 Wine red	36106228



Triangular key

Wavy, Symbol 65 mm, white or anthracite, single

(Factory fitted on top with lock on front.)



WASTE



PLASTIC



BOTTLES
CANS



BOTTLES



CANS



CARTON



METAL



ORGANIC



GLASS



CLEAR GLASS



COLOURED
GLASS



PAPER

Colour	WASTE	PLASTIC	BOTTLES CANS	BOTTLES	CANS	CARTON	METAL	ORGANIC	GLASS	CLEAR GLASS	COLOURED GLASS	PAPER
White	36910101	36910201	36910301	36910401	36910601	36910501	36910701	36911001	36911301	36911101	36911201	36910901
Anthracite	36910104	36910204	36910304	36910404	36910604	36910504	36910704	36911004	36911304	36911104	36911204	36910904

Frame: Powder-coated steel 1,5 mm.

Top/Swing lid: Powder-coated steel 2 mm.


Container & Base insert: 100% recycled ABS plastic

Wavy, swing lid* Accessories for Wavy top and Wavy top with lock

B:285 mm, H:285 mm

Colour	Art no.
RAL 9010 White	36106301
RAL 7032 Warm grey	36106320
RAL 7016 Anthracite	36106304
RAL 5023 Brilliant blue	36106321
RAL 1013 Pearl white	36106322
RAL 6013 Olive	36106323
RAL 6020 Forest green	36106324
RAL 8014 Chocolate	36106325
RAL 1017 Saffron	36106326
RAL 3014 Old pink	36106327
RAL 3005 Wine red	36106328

*Wavy swing lid can be re-ordered



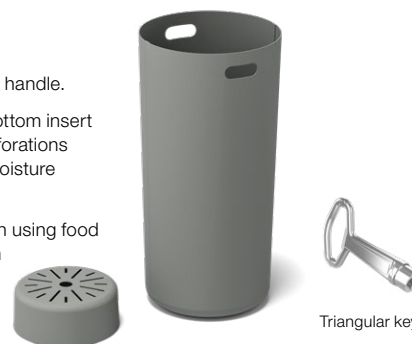
Wavy, Accessories

Product	Description	Size	Colour	Art no.
Container	Approx. 45L. Handle W80 x H30mm. Recycled ABS plastic 3 mm.	Ø320 x H650	Grey	36700103
Base insert	Insert with perforated grid Recycled ABS plastic 3 mm.	Ø240 x H100	Grey	36700203
Triangular key	Extra key for tops with lock.	W50 x H80	Silver	380810

Stackable container with handle.

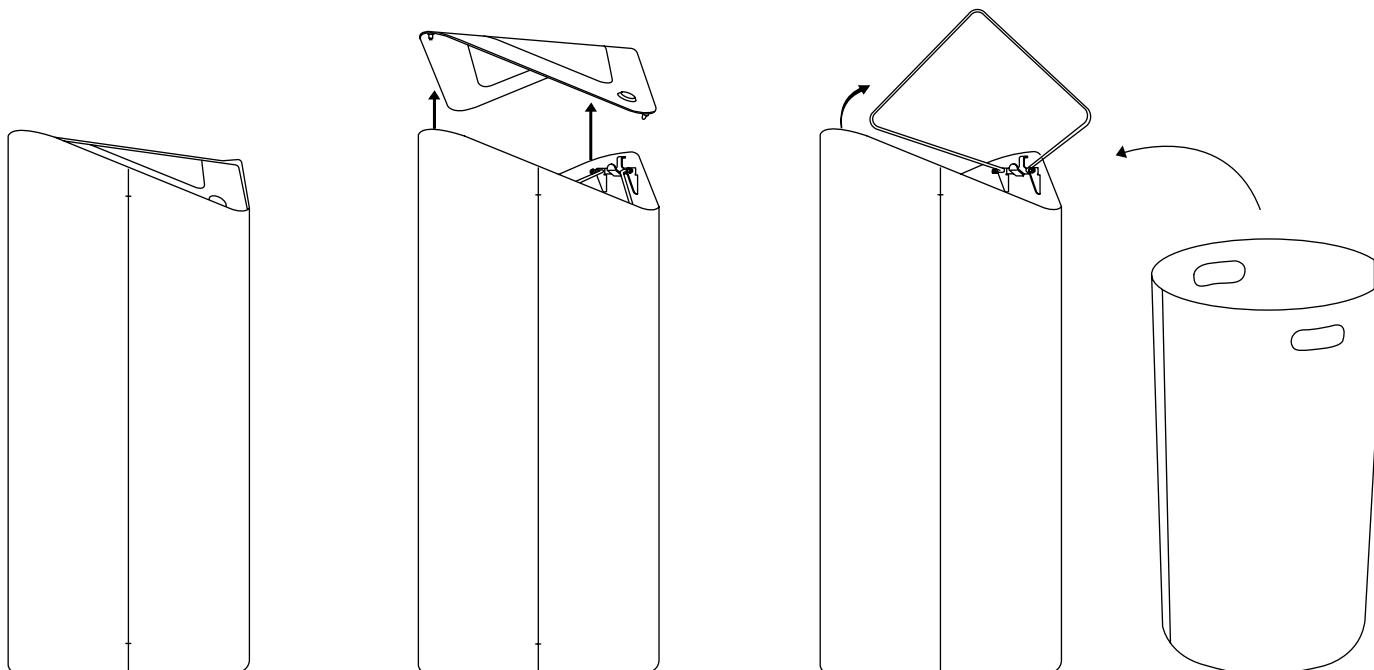
Base insert is used as bottom insert in the container. The perforations allow airflow, reducing moisture buildup.

Add the base insert when using food waste bags as they often have a lower depth.



Triangular key

Wavy, How to change your rubbish bag



1.
Wavy frame with lid.

2.
Lift up the lid. (Lids with locks need to be unlocked before lifting.)

3.
Remove the rubbish bag from the bag holder and lift it up to facilitate emptying. If there is a risk of leakage, use inner containers.

Frame/Top/Lock/Knob/Leg: Powder coated sheet steel
Inner container: 90% recycled ABS plastic

KLOSS / KLOSS Small / KLOSS Mini

Recycling

KLOSS recycling system reflects our need to separate and organise, putting the right materials in the right bins for recycling. What we used to define as waste is now a material resource that can be reused. All interiors and situations have different conditions, with KLOSS there are almost endless possibilities to build whatever form and function is needed, in any RAL colour you wish. Creative and playfull recycling units for all environments.

"Modularity" is the basic idea and design essence of KLOSS. A vast and highly flexible, connectable modular system for recycling. Three different modules, made of steel, provide endless possibilities and shapes. Choice of modules and configuration, together with the choice of colour, top, lid and accessories - gives the recycling unit its final shape and expression.

The KLOSS recycling system grows with two new smaller module sizes and several new features - elevating itself from a modular collection to a larger recycling furniture infrastructure.

The new additions KLOSS Small and KLOSS Mini enable waste sorting everywhere - from large spaces and interiors to smaller and closer situations. The smaller KLOSS sizes fit well into any context where sorting modules are needed, even where space may be limited or where the bins need to harmonise with the overall interior style. KLOSS can blend in or characterise a space depending on the choice of size, composition, colour and accessories.



Byggarubedömning



KLOSS recycling system has been assessed by Byggarubedömningen and received the highest rating "Recommended".


This means that our assessed products are examined on chemical content, life-cycle, and sustainable supply chains.

In this way we contribute to making it easier to build sustainably. Read more on byggvarubedomningen.com



Sustainability and materials


- The modules are made of 20 % recycled steel with long durability.
- Circular product: modules can be disassembled and replaced, refreshed, repaired, refurbished and recycled.
- The steel body is made in parts that are joined together by the click method and are detachable for renovation.
- Container with base insert allows the use of paper bag.
- Container and base insert is made of 100 % recycled ABS plastic.
- The rubber inlet is made of black bio-based ECO EPDM rubber.
- KLOSS can hold up to 62-68 L, Small 32-35 L and Mini 11-13 L



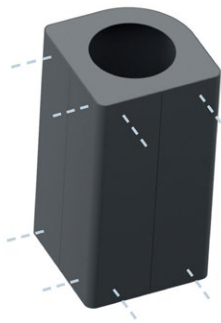
KLOSS Small Pearl white RAL 1013 with leg stand



KLOSS are connected together with connection holes on each frame



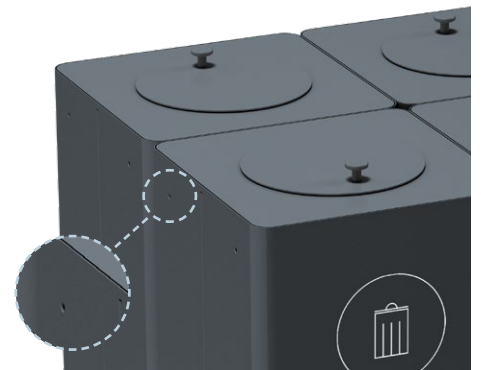
M1 - 6 connection holes



M2 - 4 connection holes



M3 - 2 connection holes



NOTE! The connection holes are included on all our frames and will be visible depending on which set you have.


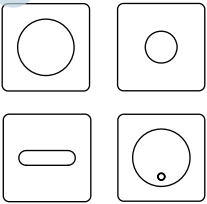

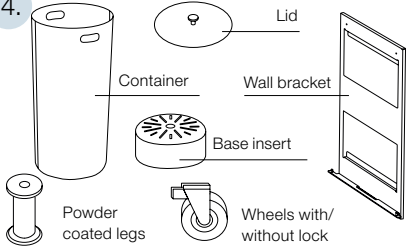
Frame/Top/Wall bracket/Knob/Leg: Powder coated steel sheet

Lid: Powder coated steel sheet and compact laminate

Container & Base insert: 100% recycled ABS plastic

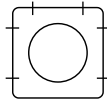
Rubber insert: Black ECO EPDM rubber

How to order KLOSS:

<p>1.</p> 	<p>2.</p> 	<p>3.</p> 	<p>4.</p> 
<p>Choose frame and colour Bin with adjustable feet. Integrated bag holder included.</p>	<p>Choose top and colour Available with lid & lock.</p>	<p>Choose symbol Order more symbols per unit, if the product is to be placed on a standalone basis</p>	<p>Choose accessories: legs or wheels, wall bracket, lid, container and base insert. Integrated bag holder included in all models.</p>

KLOSS Frame in powder coated steel sheet 1 mm. Width 360 mm, Height 700 mm, Depth 360 mm.

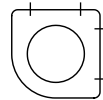
Markings on the illustrations refer to the visible mounting lines of the connection holes.



M1: Square frame

Holds approx. 68 L

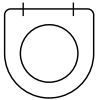
Colour	Art no.
RAL 9010 White	32100001
RAL 7032 Warm Grey	32100020
RAL 7016 Anthracite	32100004
RAL 5023 Brilliant blue	32100021
RAL 1013 Pearl white	32100022
RAL 6013 Olive	32100023
RAL 6020 Forest green	32100024
RAL 8014 Chocolate	32100025
RAL 1017 Saffron	32100026
RAL 3014 Old pink	32100027
RAL 3005 Wine red	32100028



M2: Frame with one round corner

Holds approx. 65 L

Colour	Art no.
RAL 9010 White	32200001
RAL 7032 Warm Grey	32200020
RAL 7016 Anthracite	32200004
RAL 5023 Brilliant blue	32200021
RAL 1013 Pearl white	32200022
RAL 6013 Olive	32200023
RAL 6020 Forest green	32200024
RAL 8014 Chocolate	32200025
RAL 1017 Saffron	32200026
RAL 3014 Old pink	32200027
RAL 3005 Wine red	32200028



M3: Frame with a straight side and rounded front

Holds approx. 62 L

Colour	Art no.
RAL 9010 White	32300001
RAL 7032 Warm Grey	32300020
RAL 7016 Anthracite	32300004
RAL 5023 Brilliant blue	32300021
RAL 1013 Pearl white	32300022
RAL 6013 Olive	32300023
RAL 6020 Forest green	32300024
RAL 8014 Chocolate	32300025
RAL 1017 Saffron	32300026
RAL 3014 Old pink	32300027
RAL 3005 Wine red	32300028

Any RAL colour at an additional cost, contact TreCe.

KLOSS Colours

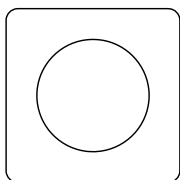


White Warm Grey Anthracite Brilliant blue Pearl white Olive Forest green Chocolate Saffron Old pink Wine red

Top: The Top is available in 4 variants with different external shapes, depending on the frame chosen. On the top of the fixed lid there is a knob in the same colour as the top and lid. The knob is designed and is only available from TreCe. Head Ø30mm x Foot Ø12mm

Lid: Powder coated steel sheet

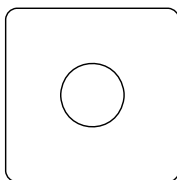
KLOSS M1 Square top in powder coated steel sheet 2 mm. Width 352 mm, Height 12 mm, Depth 352 mm.



M1: Top

Hole Ø220 mm


Colour	Art no.
RAL 9010 White	32100101
RAL 7032 Warm Grey	32100120
RAL 7016 Anthracite	32100104
RAL 5023 Brilliant blue	32100121
RAL 1013 Pearl white	32100122
RAL 6013 Olive	32100123
RAL 6020 Forest green	32100124
RAL 8014 Chocolate	32100125
RAL 1017 Saffron	32100126
RAL 3014 Old pink	32100127
RAL 3005 Wine red	32100128



M1: Top

Hole Ø130 mm

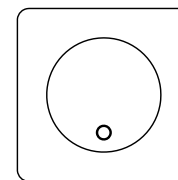
Colour	Art no.
RAL 9010 White	32100201
RAL 7032 Warm Grey	32100220
RAL 7016 Anthracite	32100204
RAL 5023 Brilliant blue	32100221
RAL 1013 Pearl white	32100222
RAL 6013 Olive	32100223
RAL 6020 Forest green	32100224
RAL 8014 Chocolate	32100225
RAL 1017 Saffron	32100226
RAL 3014 Old pink	32100227
RAL 3005 Wine red	32100228



M1: Top

Oblong hole 60*230 mm

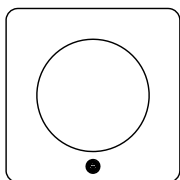
Colour	Art no.
RAL 9010 White	32100301
RAL 7032 Warm Grey	32100320
RAL 7016 Anthracite	32100304
RAL 5023 Brilliant blue	32100321
RAL 1013 Pearl white	32100322
RAL 6013 Olive	32100323
RAL 6020 Forest green	32100324
RAL 8014 Chocolate	32100325
RAL 1017 Saffron	32100326
RAL 3014 Old pink	32100327
RAL 3005 Wine red	32100328



M1: Top

Fixed lid with knob Ø235mm, hole Ø210mm

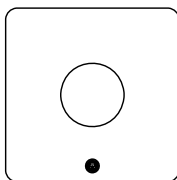
Colour	Art no.
RAL 9010 White	32100401
RAL 7032 Warm Grey	32100420
RAL 7016 Anthracite	32100404
RAL 5023 Brilliant blue	32100421
RAL 1013 Pearl white	32100422
RAL 6013 Olive	32100423
RAL 6020 Forest green	32100424
RAL 8014 Chocolate	32100425
RAL 1017 Saffron	32100426
RAL 3014 Old pink	32100427
RAL 3005 Wine red	32100428



M1: Top with triangular lock

Hole Ø220 mm

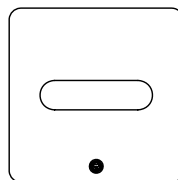
Colour	Art no.
RAL 9010 White	32101101
RAL 7032 Warm Grey	32101120
RAL 7016 Anthracite	32101104
RAL 5023 Brilliant blue	32101121
RAL 1013 Pearl white	32101122
RAL 6013 Olive	32101123
RAL 6020 Forest green	32101124
RAL 8014 Chocolate	32101125
RAL 1017 Saffron	32101126
RAL 3014 Old pink	32101127
RAL 3005 Wine red	32101128



M1: Top with triangular lock

Hole Ø130 mm

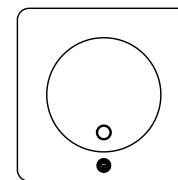
Colour	Art no.
RAL 9010 White	32101201
RAL 7032 Warm Grey	32101220
RAL 7016 Anthracite	32101204
RAL 5023 Brilliant blue	32101221
RAL 1013 Pearl white	32101222
RAL 6013 Olive	32101223
RAL 6020 Forest green	32101224
RAL 8014 Chocolate	32101225
RAL 1017 Saffron	32101226
RAL 3014 Old pink	32101227
RAL 3005 Wine red	32101228



M1: Top with triangular lock

Oblong hole 60*230 mm

Colour	Art no.
RAL 9010 White	32101301
RAL 7032 Warm Grey	32101320
RAL 7016 Anthracite	32101304
RAL 5023 Brilliant blue	32101321
RAL 1013 Pearl white	32101322
RAL 6013 Olive	32101323
RAL 6020 Forest green	32101324
RAL 8014 Chocolate	32101325
RAL 1017 Saffron	32101326
RAL 3014 Old pink	32101327
RAL 3005 Wine red	32101328



M1: Top with triangular lock

Fixed lid with knob Ø235mm, hole Ø210mm

Colour	Art no.
RAL 9010 White	32101401
RAL 7032 Warm Grey	32101420
RAL 7016 Anthracite	32101404
RAL 5023 Brilliant blue	32101421
RAL 1013 Pearl white	32101422
RAL 6013 Olive	32101423
RAL 6020 Forest green	32101424
RAL 8014 Chocolate	32101425
RAL 1017 Saffron	32101426
RAL 3014 Old pink	32101427
RAL 3005 Wine red	32101428

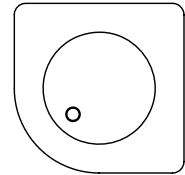
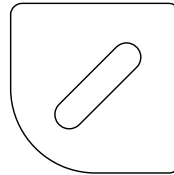
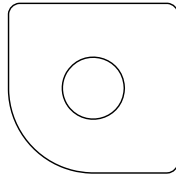
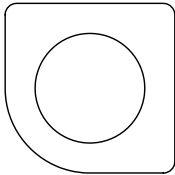
Any RAL colour at an additional cost. Contact TreCe

Triangular key included when ordering top with lock. Can also be purchased separately.

Top: The Top is available in 4 variants with different external shapes, depending on the frame chosen. On the top of the fixed lid there is a knob in the same colour as the top and lid. The knob is designed and is only available from TreCe. Head Ø30mm x Foot Ø12mm

Lid: Powder coated steel sheet

KLOSS M2 Top in powder coated steel plate 2 mm. Width 352 mm, Height 12 mm, Depth 352 mm.



M2: Top

Hole Ø220 mm

Colour	Art no.
RAL 9010 White	32200101
RAL 7032 Warm Grey	32200120
RAL 7016 Anthracite	32200104
RAL 5023 Brilliant blue	32200121
RAL 1013 Pearl white	32200122
RAL 6013 Olive	32200123
RAL 6020 Forest green	32200124
RAL 8014 Chocolate	32200125
RAL 1017 Saffron	32200126
RAL 3014 Old pink	32200127
RAL 3005 Wine red	32200128

M2: Top

Hole Ø130 mm

Colour	Art no.
RAL 9010 White	32200201
RAL 7032 Warm Grey	32200220
RAL 7016 Anthracite	32200204
RAL 5023 Brilliant blue	32200221
RAL 1013 Pearl white	32200222
RAL 6013 Olive	32200223
RAL 6020 Forest green	32200224
RAL 8014 Chocolate	32200225
RAL 1017 Saffron	32200226
RAL 3014 Old pink	32200227
RAL 3005 Wine red	32200228

M2: Top

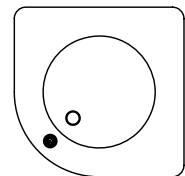
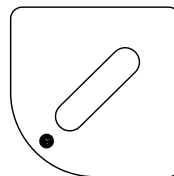
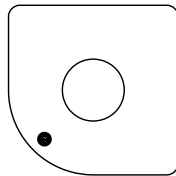
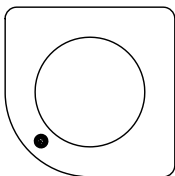
Oblong hole 60*230 mm

Colour	Art no.
RAL 9010 White	32200301
RAL 7032 Warm Grey	32200320
RAL 7016 Anthracite	32200304
RAL 5023 Brilliant blue	32200321
RAL 1013 Pearl white	32200322
RAL 6013 Olive	32200323
RAL 6020 Forest green	32200324
RAL 8014 Chocolate	32200325
RAL 1017 Saffron	32200326
RAL 3014 Old pink	32200327
RAL 3005 Wine red	32200328

M2: Top

Fixed lid with knob Ø235mm, hole Ø210mm

Colour	Art no.
RAL 9010 White	32200401
RAL 7032 Warm Grey	32200420
RAL 7016 Anthracite	32200404
RAL 5023 Brilliant blue	32200421
RAL 1013 Pearl white	32200422
RAL 6013 Olive	32200423
RAL 6020 Forest green	32200424
RAL 8014 Chocolate	32200425
RAL 1017 Saffron	32200426
RAL 3014 Old pink	32200427
RAL 3005 Wine red	32200428



M2: Top with triangular lock

Hole Ø220 mm

Colour	Art no.
RAL 9010 White	32201101
RAL 7032 Warm Grey	32201120
RAL 7016 Anthracite	32201104
RAL 5023 Brilliant blue	32201121
RAL 1013 Pearl white	32201122
RAL 6013 Olive	32201123
RAL 6020 Forest green	32201124
RAL 8014 Chocolate	32201125
RAL 1017 Saffron	32201126
RAL 3014 Old pink	32201127
RAL 3005 Wine red	32201128

M2: Top with triangular lock

Hole Ø130 mm

Colour	Art no.
RAL 9010 White	32201201
RAL 7032 Warm Grey	32201220
RAL 7016 Anthracite	32201204
RAL 5023 Brilliant blue	32201221
RAL 1013 Pearl white	32201222
RAL 6013 Olive	32201223
RAL 6020 Forest green	32201224
RAL 8014 Chocolate	32201225
RAL 1017 Saffron	32201226
RAL 3014 Old pink	32201227
RAL 3005 Wine red	32201228

M2: Top with triangular lock

Oblong hole 60*230 mm

Colour	Art no.
RAL 9010 White	32201301
RAL 7032 Warm Grey	32201320
RAL 7016 Anthracite	32201304
RAL 5023 Brilliant blue	32201321
RAL 1013 Pearl white	32201322
RAL 6013 Olive	32201323
RAL 6020 Forest green	32201324
RAL 8014 Chocolate	32201325
RAL 1017 Saffron	32201326
RAL 3014 Old pink	32201327
RAL 3005 Wine red	32201328

M2: Top with triangular lock

Fixed lid with knob Ø235mm, hole Ø210mm

Colour	Art no.
RAL 9010 White	32201401
RAL 7032 Warm Grey	32201420
RAL 7016 Anthracite	32201404
RAL 5023 Brilliant blue	32201421
RAL 1013 Pearl white	32201422
RAL 6013 Olive	32201423
RAL 6020 Forest green	32201424
RAL 8014 Chocolate	32201425
RAL 1017 Saffron	32201426
RAL 3014 Old pink	32201427
RAL 3005 Wine red	32201428

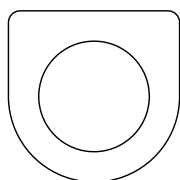
Any RAL colour at an additional cost. Contact TreCe

Triangular key included when ordering top with lock. Can also be purchased separately.

Top: The Top is available in 4 variants with different external shapes, depending on the frame chosen. On the top of the fixed lid there is a knob in the same colour as the top and lid. The knob is designed and is only available from TreCe. Head Ø30mm x Foot Ø12mm

Lid: Powder coated steel sheet

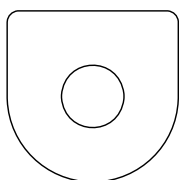
KLOSS M3 Top in powder coated steel plate 2 mm. Width 352 mm, Height 12 mm, Depth 352 mm.



M3: Top

Hole Ø220 mm

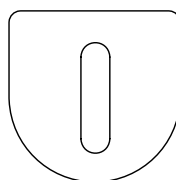
Colour	Art no.
RAL 9010 White	32300101
RAL 7032 Warm Grey	32300120
RAL 7016 Anthracite	32300104
RAL 5023 Brilliant blue	32300121
RAL 1013 Pearl white	32300122
RAL 6013 Olive	32300123
RAL 6020 Forest green	32300124
RAL 8014 Chocolate	32300125
RAL 1017 Saffron	32300126
RAL 3014 Old pink	32300127
RAL 3005 Wine red	32300128



M3: Top

Hole Ø130 mm

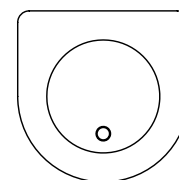
Colour	Art no.
RAL 9010 White	32300201
RAL 7032 Warm Grey	32300220
RAL 7016 Anthracite	32300204
RAL 5023 Brilliant blue	32300221
RAL 1013 Pearl white	32300222
RAL 6013 Olive	32300223
RAL 6020 Forest green	32300224
RAL 8014 Chocolate	32300225
RAL 1017 Saffron	32300226
RAL 3014 Old pink	32300227
RAL 3005 Wine red	32300228



M3: Top

Oblong hole 60*230 mm

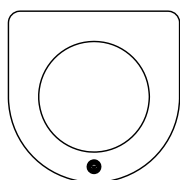
Colour	Art no.
RAL 9010 White	32300301
RAL 7032 Warm Grey	32300320
RAL 7016 Anthracite	32300304
RAL 5023 Brilliant blue	32300321
RAL 1013 Pearl white	32300322
RAL 6013 Olive	32300323
RAL 6020 Forest green	32300324
RAL 8014 Chocolate	32300325
RAL 1017 Saffron	32300326
RAL 3014 Old pink	32300327
RAL 3005 Wine red	32300328



M3: Top

Fixed lid with knob Ø235mm, hole Ø210mm

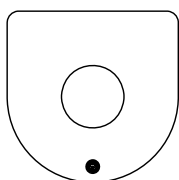
Colour	Art no.
RAL 9010 White	32300401
RAL 7032 Warm Grey	32300420
RAL 7016 Anthracite	32300404
RAL 5023 Brilliant blue	32300421
RAL 1013 Pearl white	32300422
RAL 6013 Olive	32300423
RAL 6020 Forest green	32300424
RAL 8014 Chocolate	32300425
RAL 1017 Saffron	32300426
RAL 3014 Old pink	32300427
RAL 3005 Wine red	32300428



M3: Top with triangular lock

Hole Ø220 mm

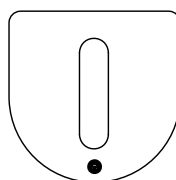
Colour	Art no.
RAL 9010 White	32301101
RAL 7032 Warm Grey	32301120
RAL 7016 Anthracite	32301104
RAL 5023 Brilliant blue	32301121
RAL 1013 Pearl white	32301122
RAL 6013 Olive	32301123
RAL 6020 Forest green	32301124
RAL 8014 Chocolate	32301125
RAL 1017 Saffron	32301126
RAL 3014 Old pink	32301127
RAL 3005 Wine red	32301128



M3: Top with triangular lock

Hole Ø130 mm

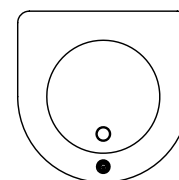
Colour	Art no.
RAL 9010 White	32301201
RAL 7032 Warm Grey	32301220
RAL 7016 Anthracite	32301204
RAL 5023 Brilliant blue	32301221
RAL 1013 Pearl white	32301222
RAL 6013 Olive	32301223
RAL 6020 Forest green	32301224
RAL 8014 Chocolate	32301225
RAL 1017 Saffron	32301226
RAL 3014 Old pink	32301227
RAL 3005 Wine red	32301228



M3: Top with triangular lock

Oblong hole 60*230 mm

Colour	Art no.
RAL 9010 White	32301301
RAL 7032 Warm Grey	32301320
RAL 7016 Anthracite	32301304
RAL 5023 Brilliant blue	32301321
RAL 1013 Pearl white	32301322
RAL 6013 Olive	32301323
RAL 6020 Forest green	32301324
RAL 8014 Chocolate	32301325
RAL 1017 Saffron	32301326
RAL 3014 Old pink	32301327
RAL 3005 Wine red	32301328



M3: Top with triangular lock

Fixed lid with knob Ø235mm, hole Ø210mm


Colour	Art no.
RAL 9010 White	32301401
RAL 7032 Warm Grey	32301420
RAL 7016 Anthracite	32301404
RAL 5023 Brilliant blue	32301421
RAL 1013 Pearl white	32301422
RAL 6013 Olive	32301423
RAL 6020 Forest green	32301424
RAL 8014 Chocolate	32301425
RAL 1017 Saffron	32301426
RAL 3014 Old pink	32301427
RAL 3005 Wine red	32301428

Any RAL colour at an additional cost. Contact TreCe

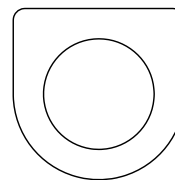
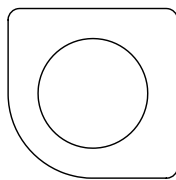
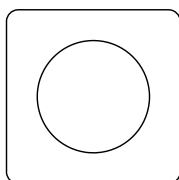
Triangular key included when ordering top with lock. Can also be purchased separately.

Top: The compact laminate top is available in 3 different versions depending on the frame chosen.

Lid: Lid in compact laminate with knob powder coated RAL according to the table below. The knob is designed and only available at TreCe.
Head Ø30mm x Foot Ø12 mm



KLOSS Top Compact laminate with black core, H352 x D12 x W352



M1: Top compact laminate

Hole Ø220 mm

Colour	Colour	Art no.
F2297 Terril	Anthracite	32100161
F2255 Polar White	White	32100162
F5343 Possum	Olive grey	32100163

M2: Top compact laminate


Hole Ø220 mm

Colour	Colour	Art no.
F2297 Terril	Anthracite	32200161
F2255 Polar White	White	32200162
F5343 Possum	Olive grey	32200163


M3: Top compact laminate

Hole Ø220 mm

Colour	Colour	Art no.
F2297 Terril	Anthracite	32300161
F2255 Polar White	White	32300162
F5343 Possum	Olive grey	32300163




Anthracite (F2297)



White (F2255)



Olive grey (F5343)



KLOSS Lock Compact laminate with black core

Including KLOSS knob

Hole Ø220 mm

Colour	Colour	Knob/Colour	Art no.
F2297 Terril	Anthracite	RAL 7016	32700261
F2255 Polar White	White	RAL 9010	32700262
F5343 Possum	Olive grey	RAL 6013	32700263

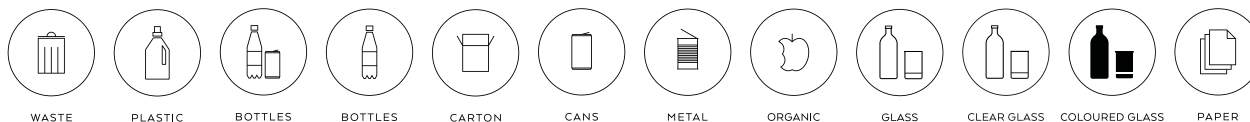
*The rubber insert fits in tops that have a Ø130 hole. It is removable for cleaning and reversible.



Wall mount: Powder coated steel sheet

KLOSS Symbol Ø120 mm, white or anthracite (factory mounted on the front frame)

Order more symbols per unit, if the product is to be placed on a standalone basis



Colour	Art no.											
White	32900101	32900201	32900301	32900401	32900501	32900601	32900701	32901001	32901301	32901101	32901201	32900901
Anthracite	32900104	32900204	32900304	32900404	32900504	32900604	32900704	32901004	32901304	32901104	32901204	32900904

See page 67 for reference



KLOSS Wall Pearl white RAL 1013, Old pink RAL 3014, Wine red RAL 3005

KLOSS Wall bracket Powder coated steel sheet



Wall mount 1 frame

W:276 mm, D:18 mm, H:702 mm


Colour	Art no.
RAL 9010 White	32703101
RAL 7032 Warm Grey	32703120
RAL 7016 Anthracite	32703104
RAL 5023 Brilliant blue	32703121
RAL 1013 Pearl white	32703122
RAL 6013 Olive	32703123
RAL 6020 Forest green	32703124
RAL 8014 Chocolate	32703125
RAL 1017 Saffron	32703126
RAL 3014 Old pink	32703127
RAL 3005 Wine red	32703128



Wall mount 2 frame

W:637 mm, D:18 mm, H:702 mm

Colour	Art no.
RAL 9010 White	32703201
RAL 7032 Warm Grey	32703220
RAL 7016 Anthracite	32703204
RAL 5023 Brilliant blue	32703221
RAL 1013 Pearl white	32703222
RAL 6013 Olive	32703223
RAL 6020 Forest green	32703224
RAL 8014 Chocolate	32703225
RAL 1017 Saffron	32703226
RAL 3014 Old pink	32703227
RAL 3005 Wine red	32703228



Wall mount 3 frame

W:998 mm, D:18 mm, H:702 mm

Colour	Art no.
RAL 9010 White	32703301
RAL 7032 Warm Grey	32703320
RAL 7016 Anthracite	32703304
RAL 5023 Brilliant blue	32703321
RAL 1013 Pearl white	32703322
RAL 6013 Olive	32703323
RAL 6020 Forest green	32703324
RAL 8014 Chocolate	32703325
RAL 1017 Saffron	32703326
RAL 3014 Old pink	32703327
RAL 3005 Wine red	32703328

Contact TreCe if more than 3 KLOSS are to be mounted next to each other, spacer template available.

Any RAL colour for an additional charge, contact TreCe.

Leg: Powder coated steel sheet

Wheels: Black plain bearing wheels with nylon rim and rubber track. Black lacquered bracket



Powder coated adjustable legs.



Wheels, with or without brakes.



Without legs or wheels, small adjustable feet are included.

KLOSS Leg

The legs is designed and only available at TreCe. Powder coated in our standard colours.



Powder coated leg, adjustable

Art.no. for KLOSS leg refers to 1 piece, adapt the number based on your complete set-up.

Dimensions: Ø48 x H85mm

Colour	Art no.
RAL 9010 White	32703001
RAL 7032 Warm Grey	32703020
RAL 7016 Anthracite	32703004
RAL 5023 Brilliant blue	32703021
RAL 1013 Pearl white	32703022
RAL 6013 Olive	32703023
RAL 6020 Forest green	32703024
RAL 8014 Chocolate	32703025
RAL 1017 Saffron	32703026
RAL 3014 Old pink	32703027
RAL 3005 Wine red	32703028

KLOSS Wheel

Art.no. for KLOSS wheel refers to 1 piece, adapt the number based on your complete set-up. Black plain bearing wheel with nylon rim and rubber track.

Black lacquered bracket.

Dimensions: Ø50 x H19mm



Wheel with and without brakes

Name	Description	Colour	Art no.
KLOSS Wheel	Without brake Load capacity 50 kg	Black	32705303
KLOSS Wheel	With brake Load capacity 50 kg Use 2 per setup	Black	32705403

KLOSS Overview of placement of wheels & legs

The overview below shows the recommended number of wheels or legs per set-up. Both wheels and legs are sold individually. When ordering wheels, choose 2 of the wheels with brakes.

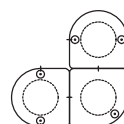
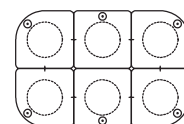
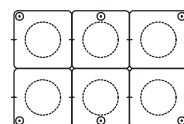
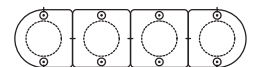
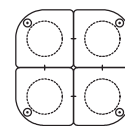
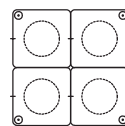
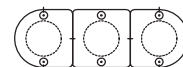
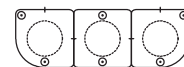
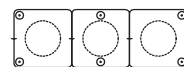
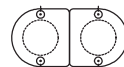
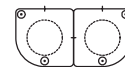
Singular basic units

Placement of legs or wheels



Selection of standard set-ups

Placements of legs or wheels (units on wheels are coupled)



Container & Base insert: 100% recycled ABS plastic

Rubber insert: Black ECO EPDM rubber.

Accessories: Fits all modules

Product	Description	Size	Colour	Art no.
Container	Approx. 45L. Handle W80 x H30mm. Recycled ABS plastic 3 mm.	Ø320 x H650	Grey	32705003
Base insert	Insert with perforated grid Recycled ABS plastic 3 mm.	Ø240 x H100	Grey	32705103
Triangular key	Extra key for tops with lock.	W50 x H80	Silver	32705203
Garbage bag	85 L, 25 pcs/roll		Black	321699
Rubber insert	Reversible Glass/PET insert for KLOSS tops with Ø130 holes. Black ECO EPDM rubber.	Ø150	Black	321610

Container 45 L and base insert.

Base insert is used as bottom insert in the container. The perforated grid is anchored to ventilate moisture.

Add the base insert when using food waste bags as they often have a lower depth.

Stackable container with handle.



Triangular key

Rubber insert

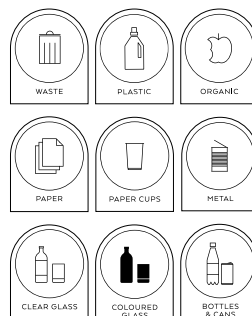
Accessories: Decal sheet

KLOSS decal sheet - Symbol Ø40 x H55mm (height of the whole decal)

Order if you want to add a symbol on the top/lid.

Description	Unit	Colour	Art no.
Decal sheet recycling - English text			
English, white text	21 pcs/ set	White	32706101
English, anthracite text	21 pcs/ set	Anthracite	32706104
Decal sheet recycling - Swedish text			
Swedish, white text	21 pcs/ set	White	32706201
Swedish, anthracite text	21 pcs/ set	Anthracite	32706204
Decal sheet recycling - Norwegian text			
Norwegian, white text	18 pcs/ set	White	32706301
Norwegian, anthracite text	18 pcs/ set	Anthracite	32706304

Please contact TreCe if you want other symbols or text in other languages.





KLOSS Small Pearl white RAL 1013 with leg stand



KLOSS Small Pearl white RAL 1013 with wall bracket

Frame/Top/Wall bracket/Knob/Leg/Leg stand: Powder coated steel sheet


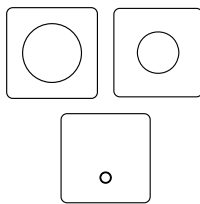

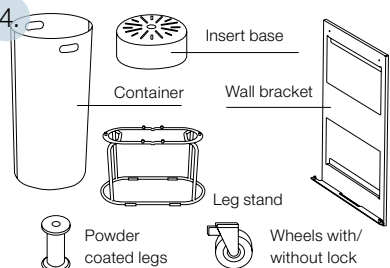
Lid: Powder coated steel sheet and compact laminate

Container & Base insert: 100% recycled ABS plastic

Rubber insert: Black ECO EPDM rubber

 DOWNLOAD CAD/BIM

How to order KLOSS Small:

<p>1.</p> 	<p>2.</p> 	<p>3.</p> 	<p>4.</p> 
<p>Choose frame and colour Bin with adjustable feet. Integrated bag holder included.</p>	<p>Choose top and colour Soft closing fixed in powder-coated steel sheet.</p>	<p>Choose symbol Order more symbols per unit, if the product is to be placed on a standalone basis</p>	<p>Choose accessories: legs or wheels, wall bracket, lid, container and base insert. Integrated bag holder included in all models.</p>

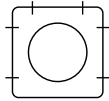
KLOSS small Frame in powder coated steel sheet 1 mm. Width 280 mm, Height 450 mm, Depth 280 mm.

Markings on the illustrations refer to the visible mounting lines of the connection holes.



M1 Small: Square frame

Holds approx. 35 L

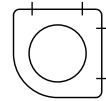


Colour	Art no.
RAL 9010 White	32110001
RAL 7032 Warm Grey	32110020
RAL 7016 Anthracite	32110004
RAL 5023 Brilliant blue	32110021
RAL 1013 Pearl white	32110022
RAL 6013 Olive	32110023
RAL 6020 Forest green	32110024
RAL 8014 Chocolate	32110025
RAL 1017 Saffron	32110026
RAL 3014 Old pink	32110027
RAL 3005 Wine red	32110028



M2 Small: Frame with one round corner

Holds approx. 33 L

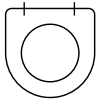


Colour	Art no.
RAL 9010 White	32210001
RAL 7032 Warm Grey	32210020
RAL 7016 Anthracite	32210004
RAL 5023 Brilliant blue	32210021
RAL 1013 Pearl white	32210022
RAL 6013 Olive	32210023
RAL 6020 Forest green	32210024
RAL 8014 Chocolate	32210025
RAL 1017 Saffron	32210026
RAL 3014 Old pink	32210027
RAL 3005 Wine red	32210028



M3 Small: Frame with a straight side and rounded front

Holds approx. 32 L



Colour	Art no.
RAL 9010 White	32310001
RAL 7032 Warm Grey	32310020
RAL 7016 Anthracite	32310004
RAL 5023 Brilliant blue	32310021
RAL 1013 Pearl white	32310022
RAL 6013 Olive	32310023
RAL 6020 Forest green	32310024
RAL 8014 Chocolate	32310025
RAL 1017 Saffron	32310026
RAL 3014 Old pink	32310027
RAL 3005 Wine red	32310028

Any RAL colour at an additional cost, contact TreCe.

KLOSS Small Colours



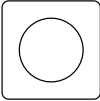
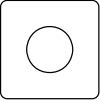
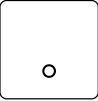
White Warm Grey Anthracite Brilliant blue Pearl white Olive Forest green Chocolate Saffron Old pink Wine red

Top: The Top is available in 4 variants with different external shapes, depending on the frame chosen. On the top of the fixed lid there is a knob in the same colour as the top and lid. The knob is designed and is only available from TreCe. Head Ø30mm x Foot Ø12mm

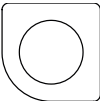
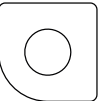
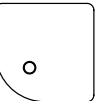


Lid: Powder coated steel sheet

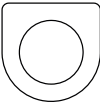

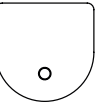
KLOSS SMALL M1 Damped square top in powder coated steel sheet, 1.5 mm. Width 273 mm, Depth 273 mm.

 M1 Small: Top Hole Ø180 mm		 M1 Small: Top Hole Ø130 mm		 M1 Small: Top Full cover top with knob	
Colour	Art no.	Colour	Art no.	Colour	Art no.
RAL 9010 White	32110101	RAL 9010 White	32110201	RAL 9010 White	32112101
RAL 7032 Warm Grey	32110120	RAL 7032 Warm Grey	32110220	RAL 7032 Warm Grey	32112120
RAL 7016 Anthracite	32110104	RAL 7016 Anthracite	32110204	RAL 7016 Anthracite	32112104
RAL 5023 Brilliant blue	32110121	RAL 5023 Brilliant blue	32110221	RAL 5023 Brilliant blue	32112121
RAL 1013 Pearl white	32110122	RAL 1013 Pearl white	32110222	RAL 1013 Pearl white	32112122
RAL 6013 Olive	32110123	RAL 6013 Olive	32110223	RAL 6013 Olive	32112123
RAL 6020 Forest green	32110124	RAL 6020 Forest green	32110224	RAL 6020 Forest green	32112124
RAL 8014 Chocolate	32110125	RAL 8014 Chocolate	32110225	RAL 8014 Chocolate	32112125
RAL 1017 Saffron	32110126	RAL 1017 Saffron	32110226	RAL 1017 Saffron	32112126
RAL 3014 Old pink	32110127	RAL 3014 Old pink	32110227	RAL 3014 Old pink	32112127
RAL 3005 Wine red	32110128	RAL 3005 Wine red	32110228	RAL 3005 Wine red	32112128

KLOSS SMALL M2 Damped top in powder coated steel sheet, 1.5 mm. Width 273 mm, Depth 273 mm.

 M2 Small: Top Hole Ø180 mm		 M2 Small: Top Hole Ø130 mm		 M2 Small: Top Full cover top with knob	
Colour	Art no.	Colour	Art no.	Colour	Art no.
RAL 9010 White	32210101	RAL 9010 White	32210201	RAL 9010 White	32212101
RAL 7032 Warm Grey	32210120	RAL 7032 Warm Grey	32210220	RAL 7032 Warm Grey	32212120
RAL 7016 Anthracite	32210104	RAL 7016 Anthracite	32210204	RAL 7016 Anthracite	32212104
RAL 5023 Brilliant blue	32210121	RAL 5023 Brilliant blue	32210221	RAL 5023 Brilliant blue	32212121
RAL 1013 Pearl white	32210122	RAL 1013 Pearl white	32210222	RAL 1013 Pearl white	32212122
RAL 6013 Olive	32210123	RAL 6013 Olive	32210223	RAL 6013 Olive	32212123
RAL 6020 Forest green	32210124	RAL 6020 Forest green	32210224	RAL 6020 Forest green	32212124
RAL 8014 Chocolate	32210125	RAL 8014 Chocolate	32210225	RAL 8014 Chocolate	32212125
RAL 1017 Saffron	32210126	RAL 1017 Saffron	32210226	RAL 1017 Saffron	32212126
RAL 3014 Old pink	32210127	RAL 3014 Old pink	32210227	RAL 3014 Old pink	32212127
RAL 3005 Wine red	32210128	RAL 3005 Wine red	32210228	RAL 3005 Wine red	32212128

KLOSS SMALL M3 Damped top in powder coated steel sheet, 1.5 mm. Width 273 mm, Depth 273 mm.

 M3 Small: Top Hole Ø180 mm		 M3 Small: Top Hole Ø130 mm		 M3 Small: Top Full cover top with knob	
Colour	Art no.	Colour	Art no.	Colour	Art no.
RAL 9010 White	32310101	RAL 9010 White	32310201	RAL 9010 White	32312101
RAL 7032 Warm Grey	32310120	RAL 7032 Warm Grey	32310220	RAL 7032 Warm Grey	32312120
RAL 7016 Anthracite	32310104	RAL 7016 Anthracite	32310204	RAL 7016 Anthracite	32312104
RAL 5023 Brilliant blue	32310121	RAL 5023 Brilliant blue	32310221	RAL 5023 Brilliant blue	32312121
RAL 1013 Pearl white	32310122	RAL 1013 Pearl white	32310222	RAL 1013 Pearl white	32312122
RAL 6013 Olive	32310123	RAL 6013 Olive	32310223	RAL 6013 Olive	32312123
RAL 6020 Forest green	32310124	RAL 6020 Forest green	32310224	RAL 6020 Forest green	32312124
RAL 8014 Chocolate	32310125	RAL 8014 Chocolate	32310225	RAL 8014 Chocolate	32312125
RAL 1017 Saffron	32310126	RAL 1017 Saffron	32310226	RAL 1017 Saffron	32312126
RAL 3014 Old pink	32310127	RAL 3014 Old pink	32310227	RAL 3014 Old pink	32312127
RAL 3005 Wine red	32310128	RAL 3005 Wine red	32310228	RAL 3005 Wine red	32312128

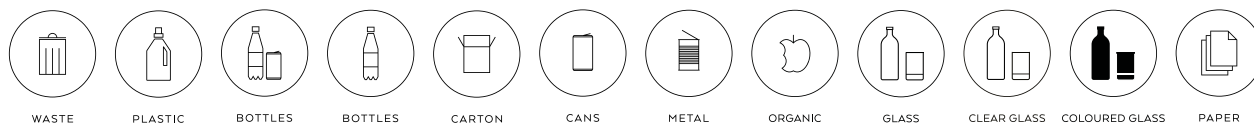
Any RAL colour at an additional cost. Contact TreCe

Wall mount: Powder coated steel sheet

 DOWNLOAD CAD/BIM

KLOSS Small Symbol Ø100 mm, white or anthracite (factory mounted on the front frame)

Order more symbols per unit, if the product is to be placed on a standalone basis




Colour	Art no.											
White	32910101	32910201	32910301	32910401	32910501	32910601	32910701	32911001	32911301	32911101	32911201	32910901
Anthracite	32910104	32910204	32910304	32910404	32910504	32910604	32910704	32911004	32911304	32911104	32911204	32910904

See page 41 for reference



KLOSS Mini with wall bracket Forest green RAL 6020, **KLOSS Small with wall bracket** Pearl white RAL 1013, **KLOSS with wall bracket** Olive RAL 6013

KLOSS Wall bracket, Small Powder coated steel sheet



Wall bracket Small 1 frame

W:242 mm, H:432 mm, D:28 mm

Colour	Art no.
RAL 9010 White	32713101
RAL 7032 Warm Grey	32713120
RAL 7016 Anthracite	32713104
RAL 5023 Brilliant blue	32713121
RAL 1013 Pearl white	32713122
RAL 6013 Olive	32713123
RAL 6020 Forest green	32713124
RAL 8014 Chocolate	32713125
RAL 1017 Saffron	32713126
RAL 3014 Old pink	32713127
RAL 3005 Wine red	32713128

Wall bracket Small 2 frame

W:523 mm, H:432 mm, D:28 mm

Colour	Art no.
RAL 9010 White	32713201
RAL 7032 Warm Grey	32713220
RAL 7016 Anthracite	32713204
RAL 5023 Brilliant blue	32713221
RAL 1013 Pearl white	32713222
RAL 6013 Olive	32713223
RAL 6020 Forest green	32713224
RAL 8014 Chocolate	32713225
RAL 1017 Saffron	32713226
RAL 3014 Old pink	32713227
RAL 3005 Wine red	32713228

Wall bracket Small 3 frame

W:803 mm, H:432 mm, D:28 mm

Colour	Art no.
RAL 9010 White	32713301
RAL 7032 Warm Grey	32713320
RAL 7016 Anthracite	32713304
RAL 5023 Brilliant blue	32713321
RAL 1013 Pearl white	32713322
RAL 6013 Olive	32713323
RAL 6020 Forest green	32713324
RAL 8014 Chocolate	32713325
RAL 1017 Saffron	32713326
RAL 3014 Old pink	32713327
RAL 3005 Wine red	32713328

Wall bracket Small 4 frame

W:1083 mm, H:432 mm, D:28 mm

Colour	Art no.
RAL 9010 White	32713401
RAL 7032 Warm Grey	32713420
RAL 7016 Anthracite	32713404
RAL 5023 Brilliant blue	32713421
RAL 1013 Pearl white	32713422
RAL 6013 Olive	32713423
RAL 6020 Forest green	32713424
RAL 8014 Chocolate	32713425
RAL 1017 Saffron	32713426
RAL 3014 Old pink	32713427
RAL 3005 Wine red	32713428

Leg stand: Powder coated steel sheet

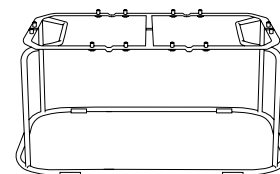
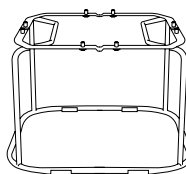
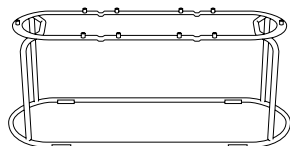
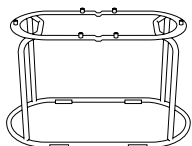


KLOSS Small Old pink RAL 3014 och Pearl white RAL 1013 with leg stand



KLOSS Small Pearl white RAL 1013 with leg stand

KLOSS Small leg stand Powder coated steel wire Ø12 mm



KLOSS Small Leg stand 2

W:560 mm, H:254 mm, D:280 mm

Fits 2 interconnected
KLOSS Small

Colour	Art no.
RAL 9010 White	32714101
RAL 7032 Warm Grey	32714120
RAL 7016 Anthracite	32714104
RAL 5023 Brilliant blue	32714121
RAL 1013 Pearl white	32714122
RAL 6013 Olive	32714123
RAL 6020 Forest green	32714124
RAL 8014 Chocolate	32714125
RAL 1017 Saffron	32714126
RAL 3014 Old pink	32714127
RAL 3005 Wine red	32714128

KLOSS Small Leg stand 3

W:840 mm, H:254 mm, D:280 mm

Fits 3 interconnected
KLOSS Small

Colour	Art no.
RAL 9010 White	32714201
RAL 7032 Warm Grey	32714220
RAL 7016 Anthracite	32714204
RAL 5023 Brilliant blue	32714221
RAL 1013 Pearl white	32714222
RAL 6013 Olive	32714223
RAL 6020 Forest green	32714224
RAL 8014 Chocolate	32714225
RAL 1017 Saffron	32714226
RAL 3014 Old pink	32714227
RAL 3005 Wine red	32714228

KLOSS Small Leg stand 4

W:560 mm, H:254 mm, D:560 mm

Fits 4 interconnected
KLOSS Small

Colour	Art no.
RAL 9010 White	32714301
RAL 7032 Warm Grey	32714320
RAL 7016 Anthracite	32714304
RAL 5023 Brilliant blue	32714321
RAL 1013 Pearl white	32714322
RAL 6013 Olive	32714323
RAL 6020 Forest green	32714324
RAL 8014 Chocolate	32714325
RAL 1017 Saffron	32714326
RAL 3014 Old pink	32714327
RAL 3005 Wine red	32714328

KLOSS Small Leg stand 6

W:840 mm, H:254 mm, D:560 mm

Fits 6 interconnected
KLOSS Small/

Colour	Art no.
RAL 9010 White	32714401
RAL 7032 Warm Grey	32714420
RAL 7016 Anthracite	32714404
RAL 5023 Brilliant blue	32714421
RAL 1013 Pearl white	32714422
RAL 6013 Olive	32714423
RAL 6020 Forest green	32714424
RAL 8014 Chocolate	32714425
RAL 1017 Saffron	32714426
RAL 3014 Old pink	32714427
RAL 3005 Wine red	32714428

Any RAL colour at an additional cost. Contact TreCe

Leg: Powder coated steel sheet

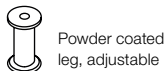
Wheels: Black plain bearing wheels with nylon rim and rubber track. Black lacquered bracket

Container & Base insert: 100% recycled ABS plastic

Rubber insert: Black ECO EPDM rubber.

KLOSS Leg

The leg is designed and only available at TreCe. Powder coated in our standard colours.



Powder coated leg, adjustable

Art.no. for KLOSS leg, adjustable refers to 1 piece, adapt the number based on your complete set-up.

Dimensions: Ø48 x H85mm

Colour	Art no.
RAL 9010 White	32703001
RAL 7032 Warm Grey	32703020
RAL 7016 Anthracite	32703004
RAL 5023 Brilliant blue	32703021
RAL 1013 Pearl white	32703022
RAL 6013 Olive	32703023
RAL 6020 Forest green	32703024
RAL 8014 Chocolate	32703025
RAL 1017 Saffron	32703026
RAL 3014 Old pink	32703027
RAL 3005 Wine red	32703028

KLOSS Wheel

Art.no. for KLOSS wheel refers to 1 piece, adapt the number based on your complete set-up. Black plain bearing wheel with nylon rim and rubber track. Black lacquered bracket.



Wheel with and without brakes

Dimensions: Ø50 x H19mm

Name	Description	Colour	Art no.
KLOSS Wheel	Without brake Load capacity 50 kg	Black	32705303
KLOSS Wheel	With brake Load capacity 50 kg Use 2 per setup	Black	32705403

Accessories: Fits all modules KLOSS Small

Rubber insert, legs and wheels are also available as accessories for Small and Mini.

Product	Description	Size	Colour	Art no.
Container Small	Approx. 18 L. Recycled ABS plastic 3 mm.	Ø246 x H417	Grey	32715003
Base insert Small	Insert with perforated grid Recycled ABS plastic 3 mm.	Ø185 x H60	Grey	32715103
Rubber insert	Reversible Glass/PET insert for KLOSS tops with Ø130 holes. Black ECO EPDM rubber.	Ø150	Black	32705203

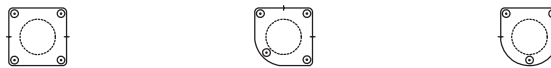


KLOSS Overview of placement of wheels & legs

The overview below shows the recommended number of wheels or legs per set-up. Both wheels and legs are sold individually. When ordering wheels, choose 2 of the wheels with brakes.

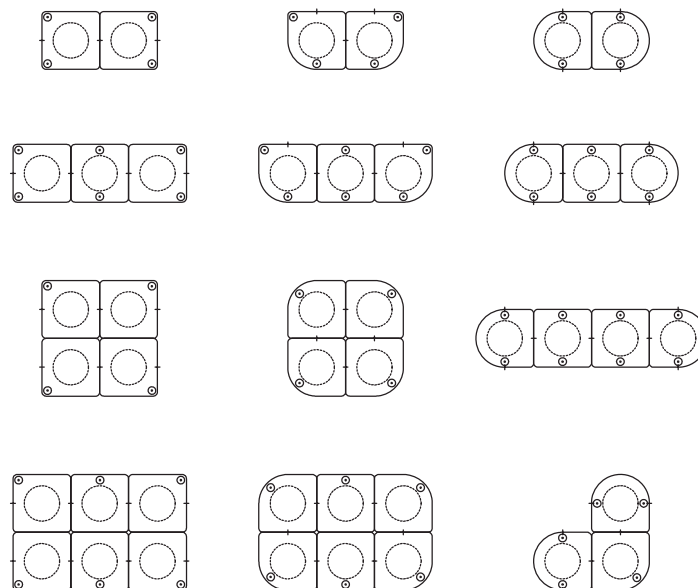
Singular basic units

Placement of legs or wheels



Selection of standard set-ups

Placements of legs or wheels (units on wheels are coupled)

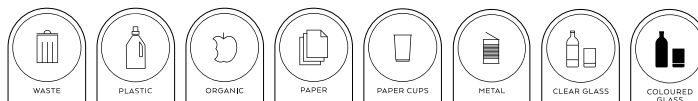


Accessories: Decal sheet

KLOSS decal sheet - Symbol Ø40 x H55mm (height of the whole decal)
Order if you want to add a symbol on the top/lid.

Description	Unit	Colour	Art no.
Decal sheet recycling - English text			
English, white text	21 pcs/ set	White	32706101
English, anthracite text	21 pcs/ set	Anthracite	32706104
Decal sheet recycling - Swedish text			
Swedish, white text	21 pcs/ set	White	32706201
Swedish, anthracite text	21 pcs/ set	Anthracite	32706204
Decal sheet recycling - Norwegian text			
Norwegian, white text	18 pcs/ set	White	32706301
Norwegian, anthracite text	18 pcs/ set	Anthracite	32706304

Examples of decals:



Please contact TreCe if you want other symbols or text in other languages.

Frame/Top/Wall bracket/Knob/Leg/Leg stand: Powder coated steel sheet


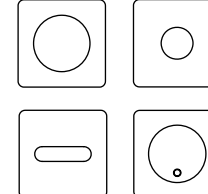

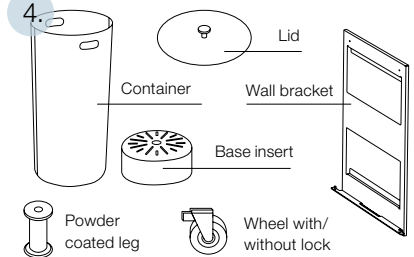
Lid: Powder coated steel sheet and compact laminate

Container: 100% recycled ABS plastic

Rubber insert: Black ECO EPDM rubber

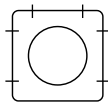
↓ DOWNLOAD CAD/BIM

How to order KLOSS Mini:

<p>1.</p> 	<p>2.</p> 	<p>3.</p> 	<p>4.</p> 
<p>Choose frame and colour Bin with adjustable feet. Integrated bag holder included.</p>	<p>Choose top and colour Soft closing fixed in powder-coated steel sheet.</p>	<p>Choose symbol Order more symbols per unit, if the product is to be placed on a standalone basis</p>	<p>Choose accessories: legs or wheels, wall bracket, lid, container and base insert. Integrated bag holder included in all models.</p>

KLOSS Mini Frame in powder coated steel sheet 1 mm. Width 200 mm, Height 320 mm, Depth 200 mm.

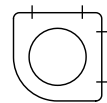
Markings on the illustrations refer to the visible mounting lines of the connection holes.



M1 Mini: Square frame

Holds approx. 13 L

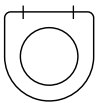
Colour	Art no.
RAL 9010 White	32120001
RAL 7032 Warm Grey	32120020
RAL 7016 Anthracite	32120004
RAL 5023 Brilliant blue	32120021
RAL 1013 Pearl white	32120022
RAL 6013 Olive	32120023
RAL 6020 Forest green	32120024
RAL 8014 Chocolate	32120025
RAL 1017 Saffron	32120026
RAL 3014 Old pink	32120027
RAL 3005 Wine red	32120028



M2 Mini: Frame with one round corner

Holds approx. 12 L

Colour	Art no.
RAL 9010 White	32220001
RAL 7032 Warm Grey	32220020
RAL 7016 Anthracite	32220004
RAL 5023 Brilliant blue	32220021
RAL 1013 Pearl white	32220022
RAL 6013 Olive	32220023
RAL 6020 Forest green	32220024
RAL 8014 Chocolate	32220025
RAL 1017 Saffron	32220026
RAL 3014 Old pink	32220027
RAL 3005 Wine red	32220028



M3 Mini: Frame with a straight side and rounded front

Holds approx. 11 L

Colour	Art no.
RAL 9010 White	32320001
RAL 7032 Warm Grey	32320020
RAL 7016 Anthracite	32320004
RAL 5023 Brilliant blue	32320021
RAL 1013 Pearl white	32320022
RAL 6013 Olive	32320023
RAL 6020 Forest green	32320024
RAL 8014 Chocolate	32320025
RAL 1017 Saffron	32320026
RAL 3014 Old pink	32320027
RAL 3005 Wine red	32320028

KLOSS Mini Colours



White



Warm Grey



Anthracite



Brilliant blue



Pearl white



Olive



Forest green



Chocolate



Saffron



Old pink



Wine red

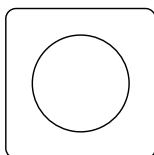
Top: The Top is available in 4 variants with different external shapes, depending on the frame chosen. On the top of the fixed lid there is a knob in the same colour as the top and lid. The knob is designed and is only available from TreCe. Head Ø30mm x Foot Ø12mm

 DOWNLOAD CAD/BIM

Lid: Powder coated steel sheet

KLOSS Mini M1 top

Square top in powder coated steel sheet 1,5 mm. Width 193 mm, Depth 193 mm.



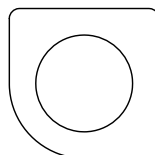
M1 Mini: Top

Hole Ø130 mm

Colour	Art no.
RAL 9010 White	32120201
RAL 7032 Warm Grey	32120220
RAL 7016 Anthracite	32120204
RAL 5023 Brilliant blue	32120221
RAL 1013 Pearl white	32120222
RAL 6013 Olive	32120223
RAL 6020 Forest green	32120224
RAL 8014 Chocolate	32120225
RAL 1017 Saffron	32120226
RAL 3014 Old pink	32120227
RAL 3005 Wine red	32120228

KLOSS Mini M2 top

Top in powder coated steel sheet 1,5 mm. Width 193 mm, Depth 193 mm.



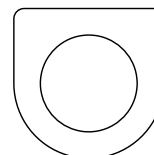
M2 Mini: Tpp

Hole Ø130 mm Ø130 mm

Colour	Art no.
RAL 9010 White	32220201
RAL 7032 Warm Grey	32220220
RAL 7016 Anthracite	32220204
RAL 5023 Brilliant blue	32220221
RAL 1013 Pearl white	32220222
RAL 6013 Olive	32220223
RAL 6020 Forest green	32220224
RAL 8014 Chocolate	32220225
RAL 1017 Saffron	32220226
RAL 3014 Old pink	32220227
RAL 3005 Wine red	32220228

KLOSS Mini M3 top

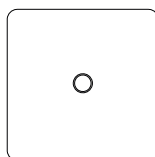
Top in powder coated steel sheet 1,5 mm. Width 193 mm, Depth 193 mm.



M3 Mini: Top

Hole Ø130 mm Ø130 mm

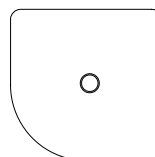
Colour	Art no.
RAL 9010 White	32320201
RAL 7032 Warm Grey	32320220
RAL 7016 Anthracite	32320204
RAL 5023 Brilliant blue	32320221
RAL 1013 Pearl white	32320222
RAL 6013 Olive	32320223
RAL 6020 Forest green	32320224
RAL 8014 Chocolate	32320225
RAL 1017 Saffron	32320226
RAL 3014 Old pink	32320227
RAL 3005 Wine red	32320228



M1 Mini: Top

Full cover top with knob

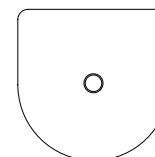
Colour	Art no.
RAL 9010 White	32122101
RAL 7032 Warm Grey	32122120
RAL 7016 Anthracite	32122104
RAL 5023 Brilliant blue	32122121
RAL 1013 Pearl white	32122122
RAL 6013 Olive	32122123
RAL 6020 Forest green	32122124
RAL 8014 Chocolate	32122125
RAL 1017 Saffron	32122126
RAL 3014 Old pink	32122127
RAL 3005 Wine red	32122128



M2 Mini: Top

Full cover top with knob

Colour	Art no.
RAL 9010 White	32222101
RAL 7032 Warm Grey	32222120
RAL 7016 Anthracite	32222104
RAL 5023 Brilliant blue	32222121
RAL 1013 Pearl white	32222122
RAL 6013 Olive	32222123
RAL 6020 Forest green	32222124
RAL 8014 Chocolate	32222125
RAL 1017 Saffron	32222126
RAL 3014 Old pink	32222127
RAL 3005 Wine red	32222128



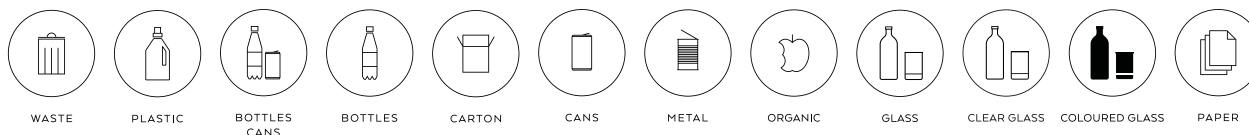
M3 Mini: Top

Full cover top with knob

Kulör	Art nr.
RAL 9010 White	32322101
RAL 7032 Warm Grey	32322120
RAL 7016 Anthracite	32322104
RAL 5023 Brilliant blue	32322121
RAL 1013 Pearl white	32322122
RAL 6013 Olive	32322123
RAL 6020 Forest green	32322124
RAL 8014 Chocolate	32322125
RAL 1017 Saffron	32322126
RAL 3014 Old pink	32322127
RAL 3005 Wine red	32322128

KLOSS Mini Symbol Ø80 mm, white or anthracite (factory mounted on the front frame)

Order more symbols per unit, if the product is to be placed on a standalone basis



Colour	Art no.											
White	32920101	32920201	32920301	32920401	32920501	32920601	32920701	32921001	32921301	32921101	32921201	32920901
Anthracite	32920104	32920204	32920304	32920404	32920504	32920604	32920704	32921004	32921304	32921104	32921204	32920904

Wall mount: Powder coated steel sheet

 DOWNLOAD CAD/BIM**KLOSS Wall bracket, Mini** Powder coated steel**Wall bracket Mini 1 frame**



W:162 mm, H:302 mm, D:18 mm

Colour	Art no.
RAL 9010 White	32723101
RAL 7032 Warm Grey	32723120
RAL 7016 Anthracite	32723104
RAL 5023 Brilliant blue	32723121
RAL 1013 Pearl white	32723122
RAL 6013 Olive	32723123
RAL 6020 Forest green	32723124
RAL 8014 Chocolate	32723125
RAL 1017 Saffron	32723126
RAL 3014 Old pink	32723127
RAL 3005 Wine red	32723128

Wall bracket Mini 2 frame

W:363 mm, H:302 mm, D:18 mm

Colour	Art no.
RAL 9010 White	32723201
RAL 7032 Warm Grey	32723220
RAL 7016 Anthracite	32723204
RAL 5023 Brilliant blue	32723221
RAL 1013 Pearl white	32723222
RAL 6013 Olive	32723223
RAL 6020 Forest green	32723224
RAL 8014 Chocolate	32723225
RAL 1017 Saffron	32723226
RAL 3014 Old pink	32723227
RAL 3005 Wine red	32723228

**KLOSS Mini with wall bracket**Pearl white RAL 1013, Old pink RAL 3014,
Wine red RAL 3005**Wall bracket Mini 3 frame**

W:563 mm, H:302 mm, D:18 mm

Colour	Art no.
RAL 9010 White	32723301
RAL 7032 Warm Grey	32723320
RAL 7016 Anthracite	32723304
RAL 5023 Brilliant blue	32723321
RAL 1013 Pearl white	32723322
RAL 6013 Olive	32723323
RAL 6020 Forest green	32723324
RAL 8014 Chocolate	32723325
RAL 1017 Saffron	32723326
RAL 3014 Old pink	32723327
RAL 3005 Wine red	32723328

Wall bracket Mini 4 frame

W:764 mm, H:302 mm, D:18 mm

Colour	Art no.
RAL 9010 White	32723401
RAL 7032 Warm Grey	32723420
RAL 7016 Anthracite	32723404
RAL 5023 Brilliant blue	32723421
RAL 1013 Pearl white	32723422
RAL 6013 Olive	32723423
RAL 6020 Forest green	32723424
RAL 8014 Chocolate	32723425
RAL 1017 Saffron	32723426
RAL 3014 Old pink	32723427
RAL 3005 Wine red	32723428

Wall bracket Mini 5 frame

W:964 mm, H:302 mm, D:18 mm

Colour	Art no.
RAL 9010 White	32723501
RAL 7032 Warm Grey	32723520
RAL 7016 Anthracite	32723504
RAL 5023 Brilliant blue	32723521
RAL 1013 Pearl white	32723522
RAL 6013 Olive	32723523
RAL 6020 Forest green	32723524
RAL 8014 Chocolate	32723525
RAL 1017 Saffron	32723526
RAL 3014 Old pink	32723527
RAL 3005 Wine red	32723528

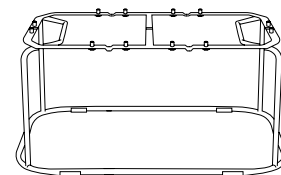
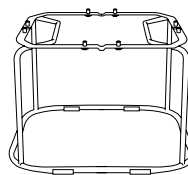
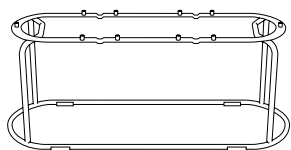
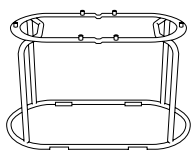
Any RAL colour at an additional cost. Contact TreCe

Leg stand: Powder coated steel sheet

 DOWNLOAD CAD/BIM


KLOSS Mini Pearl white RAL 1013 and Wine red RAL 3005 with leg stands

KLOSS Mini leg stand Powder coated steel wire Ø12 mm

**Kloss Mini Leg stand 2**

W:400 mm, H:234 mm, D:200 mm

Fits 2 interconnected
KLOSS Mini

Colour	Art no.
RAL 9010 White	32724101
RAL 7032 Warm Grey	32724120
RAL 7016 Anthracite	32724104
RAL 5023 Brilliant blue	32724121
RAL 1013 Pearl white	32724122
RAL 6013 Olive	32724123
RAL 6020 Forest green	32724124
RAL 8014 Chocolate	32724125
RAL 1017 Saffron	32724126
RAL 3014 Old pink	32724127
RAL 3005 Wine red	32724128

Kloss Mini Leg stand 3

W:600 mm, H:234 mm, D:200 mm

Fits 3 interconnected
KLOSS Mini

Colour	Art no.
RAL 9010 White	32724201
RAL 7032 Warm Grey	32724220
RAL 7016 Anthracite	32724204
RAL 5023 Brilliant blue	32724221
RAL 1013 Pearl white	32724222
RAL 6013 Olive	32724223
RAL 6020 Forest green	32724224
RAL 8014 Chocolate	32724225
RAL 1017 Saffron	32724226
RAL 3014 Old pink	32724227
RAL 3005 Wine red	32724228

Kloss Mini Leg stand 4

W:400 mm, H:234 mm, D:400 mm

Fits 4 interconnected
KLOSS Mini

Colour	Art no.
RAL 9010 White	32724301
RAL 7032 Warm Grey	32724320
RAL 7016 Anthracite	32724304
RAL 5023 Brilliant blue	32724321
RAL 1013 Pearl white	32724322
RAL 6013 Olive	32724323
RAL 6020 Forest green	32724324
RAL 8014 Chocolate	32724325
RAL 1017 Saffron	32724326
RAL 3014 Old pink	32724327
RAL 3005 Wine red	32724328

Kloss Mini Leg stand 6

W:600 mm, H:234 mm, D:400 mm

Fits 6 interconnected
KLOSS Mini

Colour	Art no.
RAL 9010 White	32724401
RAL 7032 Warm Grey	32724420
RAL 7016 Anthracite	32724404
RAL 5023 Brilliant blue	32724421
RAL 1013 Pearl white	32724422
RAL 6013 Olive	32724423
RAL 6020 Forest green	32724424
RAL 8014 Chocolate	32724425
RAL 1017 Saffron	32724426
RAL 3014 Old pink	32724427
RAL 3005 Wine red	32724428

Any RAL colour at an additional cost. Contact TreCe

Leg: Powder coated steel sheet

Wheels: Black plain bearing wheels with nylon rim and rubber track. Black lacquered bracket

Container & Base insert: 100% recycled ABS plastic

Rubber insert: Black ECO EPDM rubber.

KLOSS Leg

The leg is designed and only available at TreCe. Powder coated in our standard colours.

Art.no. for KLOSS leg refers to 1 piece, adapt the number based on your complete set-up.

Dimensions: Ø48 x H85mm



Powder coated legs

Colour	Art no.
RAL 9010 White	32703001
RAL 7032 Warm Grey	32703020
RAL 7016 Anthracite	32703004
RAL 5023 Brilliant blue	32703021
RAL 1013 Pearl white	32703022
RAL 6013 Olive	32703023
RAL 6020 Forest green	32703024
RAL 8014 Chocolate	32703025
RAL 1017 Saffron	32703026
RAL 3014 Old pink	32703027
RAL 3005 Wine red	32703028

KLOSS Wheel

Art.no. for KLOSS wheel refers to 1 piece, adapt the number based on your complete set-up. Black plain bearing wheel with nylon rim and rubber track. Black lacquered bracket.

Dimensions: Ø50 x H19mm



Wheel with and without brakes

Name	Description	Colour	Art no.
KLOSS Wheel	Without brake Load capacity 50 kg	Black	32705303
KLOSS Wheel	With brake Load capacity 50 kg Use 2 per setup	Black	32705403

Accessories: Fits all modules KLOSS Mini

Name	Description	Size (mm)	Colour	Art no.
Container mini	Approx. 6 L. Recycled ABS plastic 3 mm.	Ø166 x H287	Grey	32725003
Rubber insert	Reversible Glass/PET insert for KLOSS tops with Ø130 holes. Black ECO EPDM rubber.	Ø150	Black	32705203



Container Mini

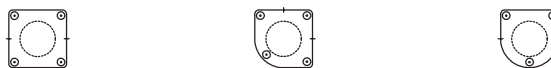
Stackable container with handle

KLOSS Overview of placement of wheels & legs

The overview below shows the recommended number of wheels or legs per set-up. Both wheels and legs are sold individually. When ordering wheels, choose 2 of the wheels with brakes.

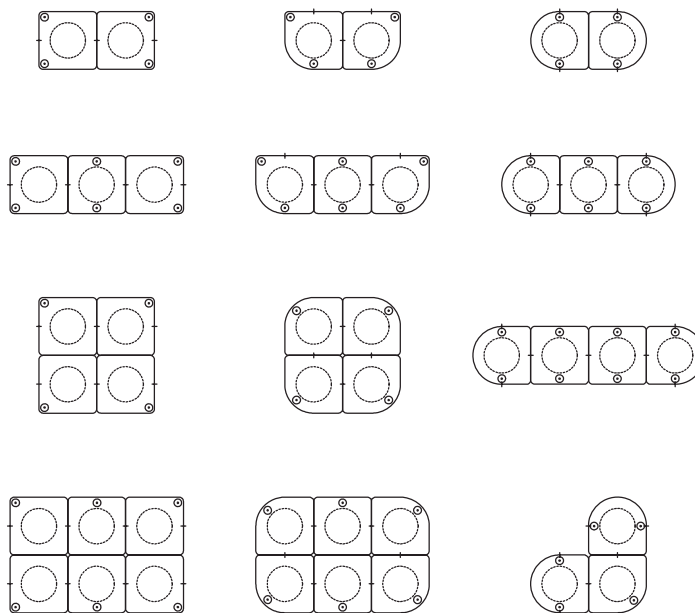
Singular basic units

Placement of legs or wheels



Selection of standard set-ups

Placements of legs or wheels (units on wheels are coupled)

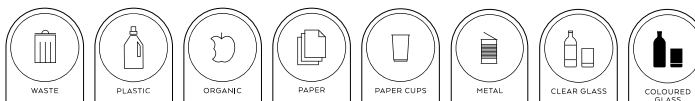


Accessories: Decal sheet

KLOSS decal sheet - Symbol Ø40 x H55mm (height of the whole decal)
Order if you want to add a symbol on the top/lid.

Description	Unit	Colour	Art no.
Decal sheet recycling - English text			
English, white text	21 pcs/ set	White	32706101
English, anthracite text	21 pcs/ set	Anthracite	32706104
Decal sheet recycling - Swedish text			
Swedish, white text	21 pcs/ set	White	32706201
Swedish, anthracite text	21 pcs/ set	Anthracite	32706204
Decal sheet recycling - Norwegian text			
Norwegian, white text	18 pcs/ set	White	32706301
Norwegian, anthracite text	18 pcs/ set	Anthracite	32706304

Examples of decals:



Please contact TreCe if you want other symbols or text in other languages.

KLOSS Complete module**KLOSS**

Olive RAL 6013

**KLOSS Wall**

Saffron RAL 1017

**KLOSS Mini**

Forest green RAL 6020

**KLOSS Small Wall**

Pearl white RAL 1013



Frame: Bentwood in lacquered oak veneer
Inlets: 87% bio-based PLA-plastic (sugar cane)
Containers: ABS-plastic, 80% recycled

Etage

Recycling

Etage is unique with its elegant design and multiple levels that efficiently utilize floor space in small areas. It is made of carefully selected materials and is a practical and stylish waste sorting furniture.

The frame of Etage is made of oak veneer, bent to its shape, and is available in three colour options - mocca stain, oak, or white stain - providing a beautiful contrast to the molded inlets in black or white. These inlets are simple to clean and can be easily replaced and recycled. Additionally, the inlets are angled inward to facilitate proper waste sorting. Symbols are placed on the angled surface to clearly indicate what should be thrown and where.

Etage is now also available as a top-loaded waste sorting furniture. This makes it easy to sort waste and grow air-purifying plants indoors.

On the top, there is a protective metal ring where symbols are placed, which also is easy to clean.

Behind the door, there are inner bins made of 80 % recycled plastic that are easy to empty and keep the garbage bags in place while protecting the fine wooden pillar from any potential leaks.

The planter used for plants are also made of 80 % recycled plastic and are stackable.

In summary, Etage, with its elegant design, carefully selected materials, and smart features, is a stylish and practical solution for waste sorting. Specially developed to facilitate sorting and handling in small spaces.



Etage 870 top loaded bin, 1730/2 and 1180/1 + planter. Mocha stain and black inlets.



Etage 570 + planter, 1180 planter and 870/1, white stain and white inlets

Sustainability and materials

- Inlets made of 87 % bio-based PLA plastic (sugar cane). Can be easily replaced and recycled.
- Containers and planter made of 80 % recycled ABS plastic.
- Frame in bentwood, Oak veneer FSC 100 %.
- Metal details are made of 20 % recycled steel with long durability.



Etage 1730/3, white stain and white inlets



Etage 1730/3 and 870/1, mocha stain and black inlets

Etage 1730/3



Etage 1730/6



Etage 1730/2



Etage 870/1



Etage 870 top loaded bin



Etage 870 + planter



Etage 570/1



Etage 570 + planter



Etage 1180/2**Etage 1180/4**

With four different heights, you can choose different volumes for various purposes, making Etage a dynamic waste sorting station.

If you choose to have inlets from two directions, either with full or half inner bins, you get a total of 4 or 6 inlets in a small space, optimizing the sorting.

Etage 1180/1 + planter**Etage 1180 planter**

Container and planter

Behind the door, there are inner bins made of 80 % recycled plastic that are easy to empty and keep the garbage bags in place while protecting the fine wooden pillar from any potential leaks.

The planters are also made from 80 % recycled recycled plastic and stackable.



High 80 L



Low 45 L



Low half 22 L



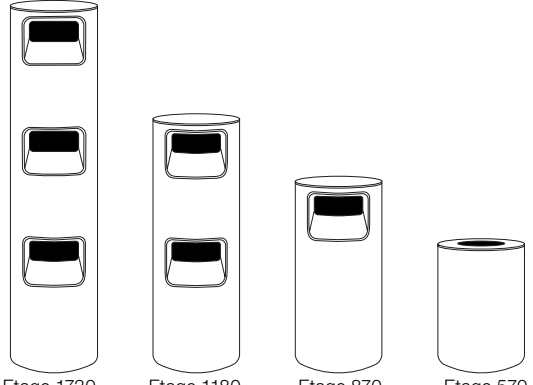
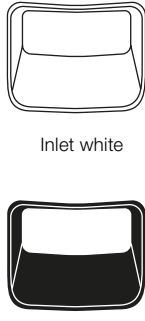

Planter 35 L

Frame: Bentwood in lacquered oak veneer

Inlets: 87 % bio-based PLA-plastic (sugar cane)

Containers and planters: ABS-plastic, 80 % recycled

How to order Etage:

<p>1.</p>  <p>Etage 1730 Etage 1180 Etage 870 Etage 570</p>	<p>2.</p>  <p>Inlet white Inlet black</p>	<p>3.</p>  <p>PLASTIC BOTTLES CANS BOTTLES CARTON CANS METAL ORGANIC PAPER CUPS PAPER</p>
<p>Choose frame and colour, container included. Customised number of containers included</p>	<p>Choose inlets, top loaded bin not included.</p>	<p>Choose symbol 1 per inlet (indicate the desired position of each symbol/box) 2 per top loaded bin (symbol is placed centred in the front and back of the top strip)</p>

Etage 1730 3 inlets in front

3x Low containers included, 3 x 45 L

Dimensions: Height 1730 x Ø 440mm

Name	Description	Material/ Colour	Art no.
Etage 1730/3	Frame in bentwood	Oak	300001
Etage 1730/3	Frame in bentwood	White stained	300002
Etage 1730/3	Frame in bentwood	Mocha stained	300003

If you prefer 3 Low containers, contact TreCe for the right article number.

Etage 1730 6 inlets 3 in front/ 3 in back

6x Half-low containers included, 6 x 22 L

Dimensions: Height 1730 x Ø 440mm

Name	Description	Material/ Colour	Art no.
Etage 1730/6	Frame in bentwood	Oak	300011
Etage 1730/6	Frame in bentwood	White stained	300012
Etage 1730/6	Frame in bentwood	Mocha stained	300013

Etage 1730 2 inlets in front

2x High container included, 2 x 80 L

Dimensions: Height 1730 x Ø 440mm

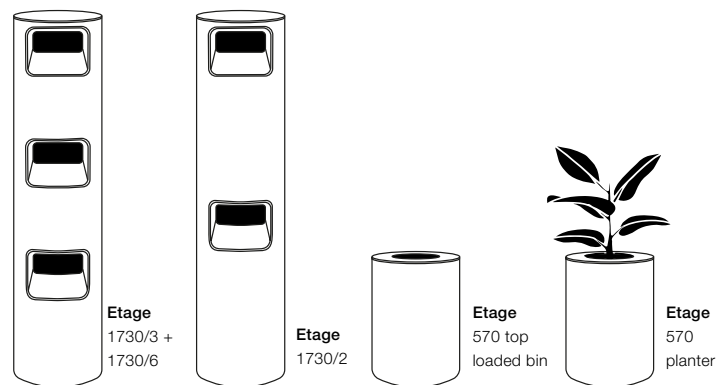
Name	Description	Material/ Colour	Art no.
Etage 1730/2	Frame in bentwood	Oak	300021
Etage 1730/2	Frame in bentwood	White stained	300022
Etage 1730/2	Frame in bentwood	Mocha stained	300023

Etage 570 top loaded bin

Protective metal ring RAL 9004, black and 1x Low container included, 1x 45 L

Dimensions: Height 570 x Ø 440 mm, hole Ø: 290 mm

Name	Description	Material/ Colour	Art no.
Etage 570 toppmatad	Frame in bentwood	Oak	300801
Etage 570 toppmatad	Frame in bentwood	White stained	300802
Etage 570 toppmatad	Frame in bentwood	Mocha stained	300803



Etage 570 planter

Protective metal ring RAL 9004, black and 1x planter included, 1x 35 L

Dimensions: Height 570 x Ø 440 mm, hole Ø: 290 mm

Name	Description	Material/ Colour	Art no.
Etage 570 planter	Frame in bentwood	Oak	300701
Etage 570 planter	Frame in bentwood	White stained	300702
Etage 570 planter	Frame in bentwood	Mocha stained	300703

Frame: Bentwood in lacquered oak veneer

Inlets: 87 % bio-based PLA-plastic (sugar cane)

Containers and planters: ABS-plastic, 80 % recycled

Etage Colours



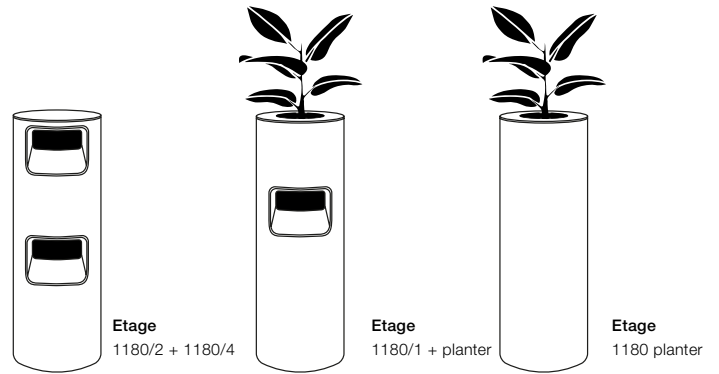
Oak



White stained



Mocha stained



Etage 1180 2 inlets in front

2x Low containers included, 2 x 45 L

Dimensions: Height 1180 x Ø 440 m

Name	Description	Material/ Colour	Art no.
Etage 1180/2	Frame in bentwood	Oak	300601
Etage 1180/2	Frame in bentwood	White stained	300602
Etage 1180/2	Frame in bentwood	Mocha stained	300603

Etage 1180 1 inlets + planter

Protective metal ring RAL 9004, black and 1x High container + 1x planter included, 1x 80 L + 1x 35 L. Dimensions: Height 1180 x Ø 440 m, hole Ø: 290 mm

Name	Description	Material/ Colour	Art no.
Etage 1180/1 + planter	Frame in bentwood	Oak	300621
Etage 1180/1 + planter	Frame in bentwood	White stained	300622
Etage 1180/1 + planter	Frame in bentwood	Mocha stained	300623

Etage 870 1 inlets in front

1x High container included, 1 x 80 L

Dimensions: Height 870 x Ø 440mm

Name	Description	Material/ Colour	Art no.
Etage 870/1	Frame in bentwood	Oak	300101
Etage 870/1	Frame in bentwood	White stained	300102
Etage 870/1	Frame in bentwood	Mocha stained	300103

Etage 870 top loaded bin

Protective metal ring RAL 9004, black and 1x High container included, 1 x 80 L

Dimensions: Height 870 x Ø 440mm, hole Ø: 290 mm

Name	Description	Material/ Colour	Art no.
Etage 870 top loaded bin	Frame in bentwood	Oak	300121
Etage 870 top loaded bin	Frame in bentwood	White stained	300122
Etage 870 top loaded bin	Frame in bentwood	Mocha stained	300123

*Contact TreCe if another veneer or colour is required, state NCS.

Etage 1180 4 inlets 2 in front/ 2 in back

4x Half-low containers included, 4 x 22 L

Dimensions: Height 1180 x Ø 440 m

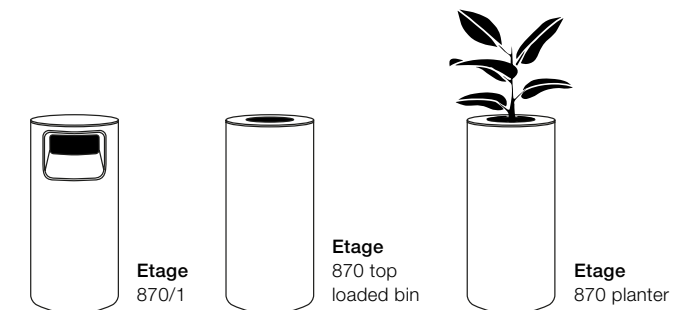
Name	Description	Material/ Colour	Art no.
Etage 1180/4	Frame in bentwood	Oak	300611
Etage 1180/4	Frame in bentwood	White stained	300612
Etage 1180/4	Frame in bentwood	Mocha stained	300613

Etage 1180 planter

Protective metal ring RAL 9004, black and 1x planter included, 1x 35 L

Dimensions: Height 1180 x Ø 440 m, hole Ø: 290 mm

Name	Description	Material/ Colour	Art no.
Etage 1180 planter	Frame in bentwood	Oak	300631
Etage 1180 planter	Frame in bentwood	White stained	300632
Etage 1180 planter	Frame in bentwood	Mocha stained	300633



Etage 870 planter

Protective metal ring RAL 9004, black and 1x planter included, 1x 35 L

Dimensions: Height 870 x Ø 440mm, hole Ø: 290 mm

Name	Description	Material/ Colour	Art no.
Etage 870 planter	Frame in bentwood	Oak	300111
Etage 870 planter	Frame in bentwood	White stained	300112
Etage 870 planter	Frame in bentwood	Mocha stained	300113

Frame: Bentwood in lacquered oak veneer

Inlets: 87 % bio-based PLA-plastic (sugar cane)

Containers and planters: ABS-plastic, 80 % recycled

Etage Inlet

87 % bio-based PLA-plastic (sugar cane)

Name	Colour	Size (mm)	Art no.
Etage inlet	RAL 9010, white	H: 230mm D: 300mm	300201
Etage inlet	RAL 9004, black	H: 230mm D: 300mm	300202



Etage Symbol, H 40-55 mm, factory mounted on the inlet. The inlet , 1 per inlet. Top ring, 2 pcs centred in front and back.



WASTE



PLASTIC



BOTTLES
CANS



BOTTLES



CARTON



CANS



METAL



PAPER CUPS



PAPER



ORGANIC



CLEAR GLASS



COLOURED GLASS



GLASS

Colour	Art.no												
White	300401	300402	300403	300404	300405	300406	300407	300408	300409	300410	300411	300412	300413
Black	300501	300502	300503	300504	300505	300506	300507	300508	300509	300510	300511	300512	300513

Etage Container/Planter

Included in the frame. ABS plastic, 80 % recycled

Colour: Anthracite



Container High

- Fits in Etage 1730/2, 1180/1+planter, 870 top loaded bin och 870/1
- Holds 80 L
- Adapted for 85–125 L waste bags
- Height: 636 mm
- Ø: 390 mm



Container Low

- Fits in Etage 1730/3, 1180/2, 1730/6, 570 top loaded bin
- Holds 45 L
- Adapted for 85–125 L waste bags
- Height: 390 mm
- Ø: 390 mm



Container Low half

- Fits in Etage 1180/4 och 1140/4
- Holds 22 L
- Adapted for 40–45 L waste bags
- Height: 390 mm
- Depth: 195 mm
- Width: 390 mm



Planter


- Fits in Etage 1180/1+planter, 1180 planter, 870 planter och 570 planter
- Holds 35 L
- Waterproof and suitable for planting of potted plants
- Height: 282 mm
- Ø:390 mm

Frame: Bentwood in lacquered oak veneer

Inlets: 87 % bio-based PLA-plastic (sugar cane)

Containers and planters: ABS-plastic, 80 % recycled

Etage Container/Planter



Dimensions: Width x Height x Depth. **Frame:** Powder-coated steel. **Lid:** Stainless steel plate

Legs: Lacquered wooden legs in oak for indoor use, powder-coated stainless steel legs for indoor and outdoor use and concrete base for outdoor use.

Hightower and Popsicle

Recycling

Hightower are part of waste bins designed by Jangir Maddadi. The frame is made of galvanised sheet steel that can be lacquered in our standard colours or any RAL colour. Popsicle holds 57 L, adapted for waste bags 85-125 L and Hightower holds 125L and is adapted for 85-140 L waste bags.

There are inlets on both the front and back. Hightower is suitable for both indoor and outdoor use. If placed outdoors, we recommend Popsicle/Hightower with a lid for bird protection.

There are 3 different versions of leg stands for Popsicle, depending on how and where you want to place it. Legs for Hightower are available in 3 different versions, oak legs, stainless steel legs where both have adjustable feet and then a concrete base with 4 stainless steel legs.

The wooden legs are only suitable for indoor use but the other options work well outdoors. Naturally it is stainless steel for outdoor use and Swedish steel plate for indoor use, there are also different options for anchoring Popsicle to the foundation.

Sustainability and materials

- The frame in powder-coated galvanised steel sheet is manufactured in Sweden and consists of 20% recycled material.
- The steel sheet is 100 % recyclable.
- The powder coating of the frame is a good environmental choice as no solvents are required.



Hightower and Popsicle in RAL 7032 Warm Grey

Dimensions: Width x Height x Depth. **Frame:** Powder-coated steel. **Lid:** Stainless steel sheet.

Legs: Lacquered wooden legs in oak for indoor use, powder-coated stainless steel legs and concrete base for indoor and outdoor use.



Hightower with lid Wine red RAL 3005 / Popsicle without lid Old pink RAL 3014



Popsicle in Brilliant Blue RAL 5023 | Hightower without lid in Pearl White RAL 1013



Hightower

Antracit RAL 7016

Brilliant Blue RAL 5023

Hightower in Antracit RAL 7016 and in Brilliant Blue RAL 5023



Hightower & Popsicle

Olive RAL 6013

Saffron RAL 1017



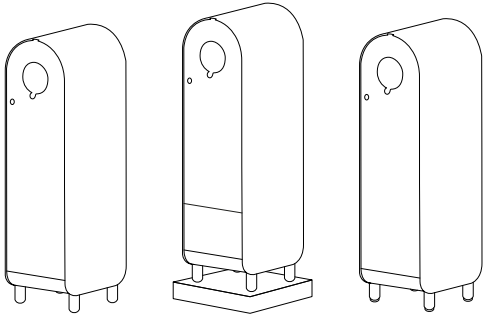
Hightower in Olive RAL 6013 | Popsicle in Saffron RAL 1017

Frame: Powder coated galvanised steel sheet.

Lid: Stainless steel sheet.

Legs: Lacquered wooden legs in oak for indoor use, powder-coated stainless steel legs and concrete base for indoor and outdoor use.

How to order Hightower:

<p>1.</p>  <p>With lid Without lid</p>	<p>2.</p>  <p>WASTE PLASTIC BOTTLES CANS BOTTLES</p> <p>CANS METAL ORGANIC PAPER CUPS</p> <p>PAPER CLEAR GLASS COLOURED GLASS</p>	<p>3.</p>  <p>Legs in stainless steel. Legs with concrete footplate. Legs in solid oak.</p>
<p>Choose unit & colour (with or without lid).</p> <p>Hightower holds 125 L, adapted for garbage bag 85–125 L.</p>	<p>Choose a symbol.</p>	<p>Choose legs or concrete base.</p>

Hightower

Powder coated galvanised steel sheet, incl. lock with lock key.

Total height with legs 1142 mm, with concrete footplate 1243 mm.

Volume: 125L

Colour	Dimensions	Art no.
RAL 9010 White	360x1113x501	390103
RAL 7032 Warm Grey	360x1113x501	390106
RAL 7016 Anthracite	360x1113x501	390104
RAL 5023 Brilliant blue	360x1113x501	390111
RAL 1013 Pearl white	360x1113x501	390105
RAL 6013 Olive	360x1113x501	390107
RAL 6020 Forest green	360x1113x501	390101
RAL 8014 Chocolate	360x1113x501	390108
RAL 1017 Saffron	360x1113x501	390110
RAL 3014 Old pink	360x1113x501	390109
RAL 3005 Wine red	360x1113x501	390102

Any RAL colour at additional cost, contact TreCe.

Hightower with lid

Powder coated galvanised steel sheet, incl. lock with lock key.

Total height with legs 1142 mm, with concrete footplate 1243 mm.

Volume: 125L

Colour	Dimensions	Art no.
RAL 9010 White	360x1113x501	390203
RAL 7032 Warm Grey	360x1113x501	390206
RAL 7016 Anthracite	360x1113x501	390204
RAL 5023 Brilliant blue	360x1113x501	390211
RAL 1013 Pearl white	360x1113x501	390205
RAL 6013 Olive	360x1113x501	390207
RAL 6020 Forest green	360x1113x501	390201
RAL 8014 Chocolate	360x1113x501	390208
RAL 1017 Saffron	360x1113x501	390210
RAL 3014 Old pink	360x1113x501	390209
RAL 3005 Wine red	360x1113x501	390202

Hightower Colours



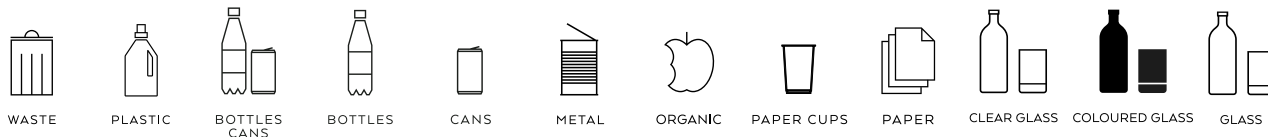
White Warm Grey Anthracite Brilliant blue Pearl white Olive Forest green Chocolate Saffron Old pink Wine red

Frame: Powder coated galvanised steel sheet.

Lid: Stainless steel sheet.

Legs: Lacquered wooden legs in oak for indoor use, powder-coated stainless steel legs and concrete base for indoor and outdoor use.

Hightower Symbol foiled, white or anthracite, 1 pair (back + front)




Colour	Art.no											
White	380601	380602	380603	380604	380605	380606	380607	380608	380609	380610	380611	380614
Anthracite	380701	380702	380703	380704	380705	380706	380707	380708	380709	380710	380711	380714

The symbols can withstand outdoor conditions, made of UV-resistant plastic with an adhesive that can withstand 50° C to +90° C.

Contact TreCe if you would like other symbols or text in a different language.



Legs in stainless steel in the same color as the base



Clear lacquered solid oak legs.



Stainless steel lacquered legs with concrete base for indoor and outdoor use.

Hightower legs 4 pcs legs with adjustable feet in powder coated stainless steel, for indoor and outdoor use

Colour	Dimensions	Art no.
RAL 9010 White	H: 70, Ø: 32	390303
RAL 7032 Warm Grey	H: 70, Ø: 32	390306
RAL 7016 Anthracite	H: 70, Ø: 32	390304
RAL 5023 Brilliant blue	H: 70, Ø: 32	390311
RAL 1013 Pearl white	H: 70, Ø: 32	390305
RAL 6013 Olive	H: 70, Ø: 32	390307
RAL 6020 Forest green	H: 70, Ø: 32	390301
RAL 8014 Chocolate	H: 70, Ø: 32	390308
RAL 1017 Saffron	H: 70, Ø: 32	390310
RAL 3014 Old pink	H: 70, Ø: 32	390309
RAL 3005 Wine red	H: 70, Ø: 32	390302

Accessories:

Product	Art no.
Triangular key	380810



Hightower wooden legs 4 pcs lacquered legs in oak with adjustable feet, indoor

Colour	Dimensions	Art no.
Lacquered oak	H: 70, Ø: 38	390501

Hightower outdoor stand Stainless steel lacquered legs with concrete base, for indoor and outdoor use

Colour	Dimensions	Art no.
RAL 9010 White	410x132x430	390403
RAL 7032 Warm Grey	410x132x430	390406
RAL 7016 Anthracite	410x132x430	390404
RAL 5023 Brilliant blue	410x132x430	390411
RAL 1013 Pearl white	410x132x430	390405
RAL 6013 Olive	410x132x430	390407
RAL 6020 Forest green	410x132x430	390401
RAL 8014 Chocolate	410x132x430	390408
RAL 1017 Saffron	410x132x430	390410
RAL 3014 Old pink	410x132x430	390409
RAL 3005 Wine red	410x132x430	390402

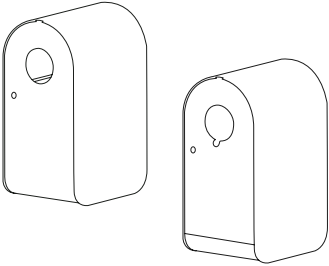

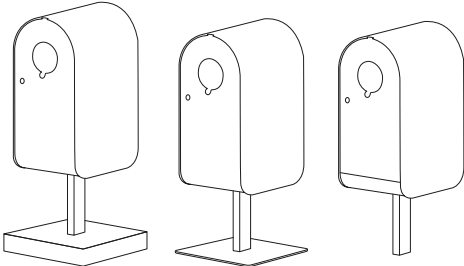
Frame: Powder-coated galvanised steel sheet.

Lid: Stainless steel.

Shaft: Powder-coated steel plate for interior use or stainless steel, powder coated shaft for outdoor use.

Shaft with concrete footplate can be used both indoor- and outdoor use.

How to order Popsicle:

<p>1.</p>  <p>Without lid With lid</p>	<p>2.</p>  <p>WASTE PLASTIC BOTTLES CANS BOTTLES</p> <p>CANS METAL ORGANIC PAPER CUPS</p> <p>PAPER CLEAR GLASS COLOURED GLASS</p>	<p>3.</p>  <p>Shaft with concrete footplate Base plate Stainless steel, powder coated shaft</p>
<p>Choose unit & colour (with or without lid) Suitable for garbage bags 85-125 L.</p>	<p>Choose a symbol</p>	<p>Choose shaft or concrete base</p>

Popsicle

Powder coated galvanised steel sheet, incl. lock with lock key.
Total height with base 1044 mm, with concrete footplate 1145 mm. Volume: 57 L

Colour	Dimensions	Art no.
RAL 9010 White	359x733x477	380110
RAL 7032 Warm Grey	359x733x477	380114
RAL 7016 Anthracite	359x733x477	380111
RAL 5023 Brilliant blue	359x733x477	380119
RAL 1013 Pearl white	359x733x477	380113
RAL 6013 Olive	359x733x477	380115
RAL 6020 Forest green	359x733x477	380102
RAL 8014 Chocolate	359x733x477	380116
RAL 1017 Saffron	359x733x477	380118
RAL 3014 Old pink	359x733x477	380117
RAL 3005 Wine red	359x733x477	380106

Any RAL colour at additional cost, contact TreCe.

Popsicle with lid

Powder coated galvanised steel sheet, incl. lock with lock key.
Total height with base 1044 mm, with concrete footplate 1145 mm. Volume: 57 L

Colour	Dimensions	Art no.
RAL 9010 White	359x733x477	380210
RAL 7032 Warm Grey	359x733x477	380214
RAL 7016 Anthracite	359x733x477	380211
RAL 5023 Brilliant blue	359x733x477	380219
RAL 1013 Pearl white	359x733x477	380213
RAL 6013 Olive	359x733x477	380215
RAL 6020 Forest green	359x733x477	380202
RAL 8014 Chocolate	359x733x477	380216
RAL 1017 Saffron	359x733x477	380218
RAL 3014 Old pink	359x733x477	380217
RAL 3005 Wine red	359x733x477	380206

Popsicle Colours



Frame: Powder-coated galvanised steel sheet.

Lid: Stainless steel.

Shaft: Powder-coated steel plate for interior use or stainless steel, powder coated shaft for outdoor use. Shaft with concrete footplate can be used for indoor and outdoor use.

Popsicle Shaft 1 Footplate and shaft in powder coated steel sheet, indoor use.

Colour	Dimensions	Art no.
RAL 9010 White	350x311x430	380310
RAL 7032 Warm Grey	350x311x430	380314
RAL 7016 Anthracite	350x311x430	380311
RAL 5023 Brilliant blue	350x311x430	380319
RAL 1013 Pearl white	350x311x430	380313
RAL 6013 Olive	350x311x430	380315
RAL 6020 Forest green	350x311x430	380302
RAL 8014 Chocolate	350x311x430	380316
RAL 1017 Saffron	350x311x430	380318
RAL 3014 Old pink	350x311x430	380317
RAL 3005 Wine red	350x311x430	380306

Any RAL colour at additional cost, contact TreCe.

Popsicle Shaft 2 Concrete foot, shaft in stainless steel, for indoor and outdoor use.

Colour	Dimensions	Art no.
Stainless steel	409x311x429	380401

Popsicle Shaft 3 Stainless steel, powder coated shaft, outdoor use.


Stainless steel, powder coated shaft is cast into concrete with rebar, outdoor use. The shaft goes down 444 mm below ground, 311 mm above ground.

Colour	Dimensions	Art no.
RAL 9010 White	300x605x300	380510
RAL 7032 Warm Grey	300x605x300	380514
RAL 7016 Anthracite	300x605x300	380511
RAL 5023 Brilliant blue	300x605x300	380519
RAL 1013 Pearl white	300x605x300	380513
RAL 6013 Olive	300x605x300	380515
RAL 6020 Forest green	300x605x300	380502
RAL 8014 Chocolate	300x605x300	380516
RAL 1017 Saffron	300x605x300	380518
RAL 3014 Old pink	300x605x300	380517
RAL 3005 Wine red	300x605x300	380506

Any RAL colour at additional cost, contact TreCe.

Accessories:

Product	Art no.
Triangular key	380810

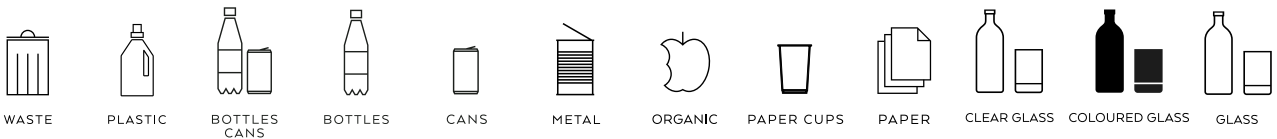


Popsicle Shaft 1 with footplate for indoor use.

Popsicle shaft 2 with concrete foot for indoor and outdoor use.

Popsicle with stainless steel, powder coated shaft cast into the ground.

Popsicle Symbol, white or anthracite, 1 pair (back + front)



Colour	Art.no	WASTE	PLASTIC	BOTTLES CANS	BOTTLES	CANS	METAL	ORGANIC	PAPER CUPS	PAPER	CLEAR GLASS	COLOURED GLASS	GLASS
Vit	380601	380602	380603	380604	380605	380606	380607	380608	380609	380610	380611	380614	
Anthracite	380701	380702	380703	380704	380705	380706	380707	380708	380709	380710	380711	380714	

The symbols can withstand outdoor climate. They are made of UV-resistant plastic with an adhesive that can endure -50 ° C to + 90 ° C. Contact TreCe if you want other symbols or text in other languages.

Frame: Powder-coated steel plate. **Lid:** Powder-coated Aluminium.
Shaft, wall mount and footplate: Powder-coated steel plate.

Birdie

Recycling

Flexible recycling piece made of resistant Swedish steel. Available in 11 standard colours and delivered with specially designed symbols for easy sorting. Birdie is made in two sizes and holds 43 L (Birdie 500) and 63 L (Birdie 750). Both have soft closing lids and inlets in stable quality plastic. Birdie is available as floor standing and wall mounted, with matching wall brackets.

Birdie has received many international awards thanks to its unique shape and good design.

Sustainability & Material

Frame in powder coated steel made in Sweden, consists of 20% recycled materials. The steel is 100% recyclable. The powder coating is a good environmental choice as no solvents are used. The lid inlet is in plastic and marked according to ISO 11469 for recycling. It can easily be removed for cleaning and is dishwasher safe. The lid in the closed position prevents odor and works in an upright position as a splash protection. Birdies thought through design makes it easy to empty.



Wall mounted Birdie. Anthracite RAL 7016

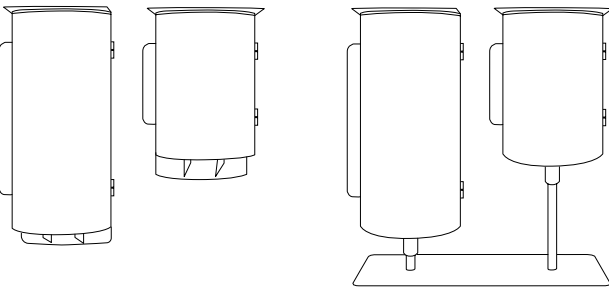

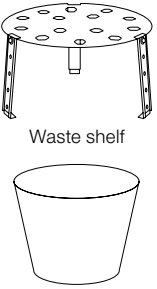


2016
**EUROPEAN
 PRODUCT
 DESIGN
 AWARD™**

Anthracite RAL 7016 · Old pin AL 3014 · Olive RAL 6013

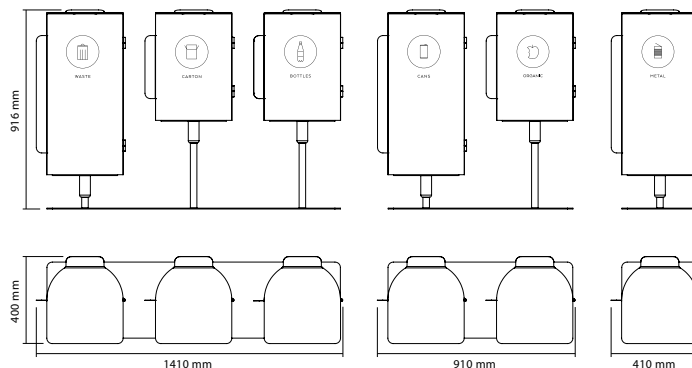
Frame: Powder-coated steel plate. **Lid:** Powder-coated Aluminium.
Shaft, wall mount and footplate: Powder-coated steel plate.

How to order your Birdie:

<p>1.</p> 	<p>2.</p>  <p>WASTE BOTTLES CANS BOTTLES CARTON METAL ORGANIC PAPER CUPS COLOURED GLASS PAPER</p>	<p>3.</p>  <p>Waste shelf Moisture protection</p>
<p>Choose frame 500 (43 L) / 750 (63 L): Birdie Floor or Birdie Wall. Birdie Floor must be ordered with footplate 1, 2 or 3.</p>	<p>Choose symbol.</p>	<p>Choose accessories: Waste shelf or moisture protection.</p>

Birdie Floor, 500 (43 L) and 750 (63 L), incl. shaft

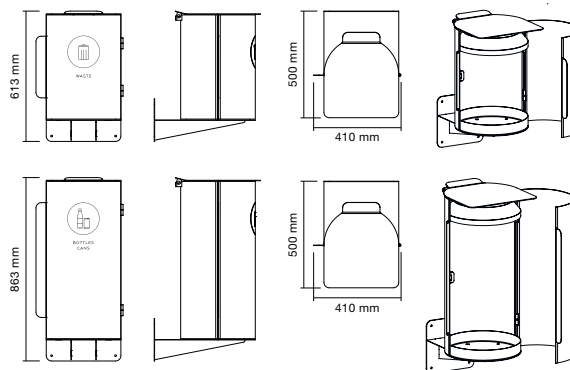
Colour	Birdie 500	Birdie 750
RAL 9010 White	33110101	33110201
RAL 7032 Warm Grey	33110120	33110220
RAL 7016 Anthracite	33110104	33110204
RAL 5023 Brilliant blue	33110121	33110221
RAL 1013 Pearl white	33110122	33110222
RAL 6013 Olive	33110123	33110223
RAL 6020 Forest green	33110124	33110224
RAL 8014 Chocolate	33110125	33110225
RAL 1017 Saffron	33110126	33110226
RAL 3014 Old pink	33110127	33110227
RAL 3005 Wine red	33110128	33110228



Any RAL colour at additional cost, contact TreCe.

Birdie Wall, 500 (43 L) and 750 (63 L) incl. wall mount

Colour	Birdie 500	Birdie 750
RAL 9010 White	33120101	33120201
RAL 7032 Warm Grey	33120122	33120220
RAL 7016 Anthracite	33120104	33120204
RAL 5023 Brilliant blue	33120121	33120221
RAL 1013 Pearl white	33120122	33120222
RAL 6013 Olive	33120123	33120223
RAL 6020 Forest green	33120124	33120224
RAL 8014 Chocolate	33120125	33120225
RAL 1017 Saffron	33120126	33120226
RAL 3014 Old pink	33120127	33120227
RAL 3005 Wine red	33120128	33120228



Suitable waste bags for Birdie:
 Birdie 750, 63L: 85-125L
 Birdie 500, 43L: 35-70L

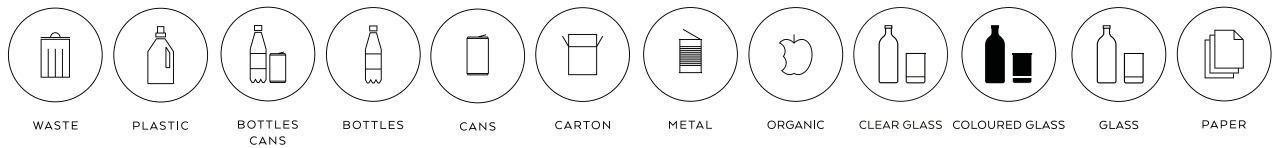
Any RAL colour at additional cost, contact TreCe.

Frame: Powder-coated steel plate. **Lid:** Powder-coated Aluminium.
Shaft, wall mount and footplate: Powder-coated steel plate.

Birdie Colours



Birdie Symbol, sticker Ø 150 mm, white or anthracite



Colour	Art.nr											
White	33900101	33900201	33900301	33900401	33900601	33900501	33900701	33901001	33901101	33901201	33901301	33900901
Anthracite	33900104	33900204	33900304	33900404	33900604	33900504	33900704	33901004	33901104	33901204	33901304	33900904

Contact TreCe if you want other symbols or text in other languages.

Birdie Footplate 1, 2 and 3

Colour	Footpl. 1	Footpl. 2	Footpl. 3
RAL 9010 White	33210101	33210201	33210301
RAL 7032 Warm Grey	33210120	33210220	33210320
RAL 7016 Anthracite	33210104	33210204	33210304
RAL 5023 Brilliant blue	33210121	33210221	33210321
RAL 1013 Pearl white	33210122	33210222	33210322
RAL 6013 Olive	33210123	33210223	33210323
RAL 6020 Forest green	33210124	33210224	33210324
RAL 8014 Chocolate	33210125	33210225	33210325
RAL 1017 Saffron	33210126	33210226	33210326
RAL 3014 Old pink	33210127	33210227	33210327
RAL 3005 Wine red	33210128	33210228	33210328

Any RAL colour at additional cost, contact TreCe.



Waste shelf round, adjustable height 150-270 mm.



Birdie Moisture Protection Bottom, fits both Birdie 500 and 750. Can be placed with or without the waste shelf.

Accessories

Name	Dimensions	Colour	Art no.
Birdie plastic bag 85 L	85 L, 25 pcs	Transparent	33700100
Birdie moisture protection	Ø 300, H 220	Transparent	33700200
Waste shelf, standing H 150-270 mm	Ø 265, H 150	Anthracite	33700304



The lid can be easily removed for cleaning and is dishwasher safe. The lid in the closed position prevents odours and provides splash protection in the open position.

Birdie's clever design makes it easy to empty.



Material: Powder coated steel

Clean

Dispenser stand

Clean – a flexible hand sanitiser dispenser stand.

Having good hand hygiene is important to protect both yourself and others from reducing the spread of infection and virus. Sanitising your hands is something that most people do when visiting shops, restaurants, offices or other public places.

When TreCe realised that the spread of infection became a problem in society, we began to think about how we could contribute, and came up with our own solution. A hand sanitiser floor stand, which is based on the customer's needs. Flexibility and simplicity are important to many and we have chosen to focus on that. The foundation is a stand with a stable base, with accessories you need and believe are of importance to yours customers. Two different models of bottle holders (750 ml and 1000 ml) with leaking tray, holders for Tork M1 dispenser, a small bin and a sign for your own message (horizontal A4).

The stand consists of perforated holes on the front and back, where you simply hook on the accessories you have chosen in the place you want. In a preschool, you may choose to place the accessories at a lower height than in a high school, for example.

Sustainability and material

Clean is made of Swedish quality steel and powder coated in Anthracite grey colour RAL 7016. The stand and other parts in powder-coated steel sheet are manufactured in Sweden and consist of 20% recycled material. The steel sheet is 100% recyclable. The powder coating of the frame is a good environmental choice as no solvents are required. Inner container in 100% recycled plastic and is dishwasher safe.



This is how you order Clean:

1. Choose stand
2. Add accessories – dispenser holders
3. Add accessories – sign holder
4. Add other accessories such as holder for Tork M1, Clean Hold mini waste bin.

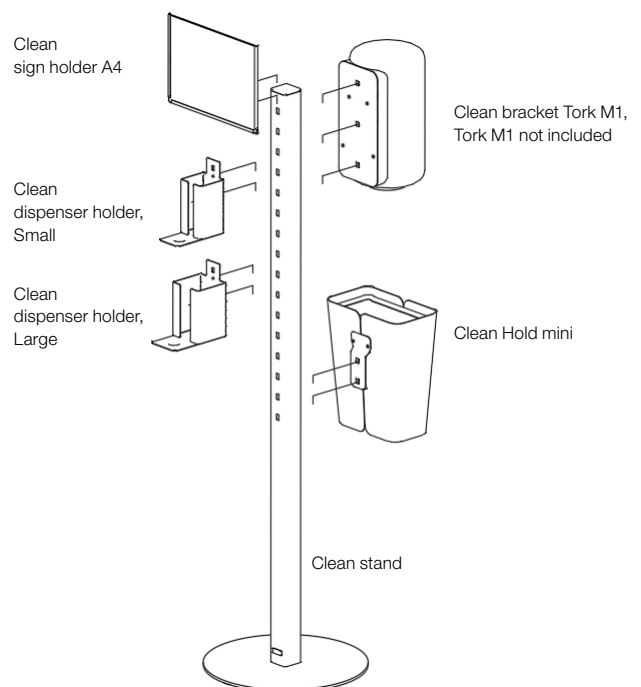
Clean Dispenser stand

All components in RAL 7016 Anthracite

Name	Dimensions	Art no.
Stand 50*50 mm. incl footplate, screws and pads	H:1430, Ø:380	110001
Dispenser holder Small Max size bottle: Ø 68 mm or 68x68 mm	72x170x140	110002
Dispenser holder Large Max size bottle: Ø 85 mm or 85x85 mm	88x170x157	110003
Bracket Katrin touchfree dispenser. (Dispenser not included*)	97x403	110007
Sign holder A4 Plastic cover included	303x215	110004
Bracket Tork M1 (Tork M1 not included**)	104x282	110005
Waste basket Hold mini 7 L. incl. bracket for stand inner container and lid.	250x302x135	473204

* You buy Tork M1 from your daily office supplier.

** You buy Katrin Touchfree Dispenser from your daily office supplier.



Size: Width x Height (incl. wheels) x Depth.

Cloud Recycling

Cloud is a mobile recycling unit designed to fit into a modern work environment where flexibility and aesthetics are two key factors. A simple and classy design with the characteristic rounded corners and the bold wheels that invite you to move Cloud around. With inlets from both sides, Cloud can be placed against a wall or in the middle of a room.

The frame is available in both laminate and lacquered MDF. Doors and backs in powder-coated steel. Cloud is delivered with pull-out bag holders designed for 85-125 litres bags. Cloud is equipped with doors for easy emptying. Doors and backs are equipped with specially designed recycling symbols, and with the possibility to choose colour and labelling, Cloud can be adapted to different types of environments and needs. White pull-out bag holders are included in the frame. Load capacity per wheel: 80 kg.

Black wheels with rubber surface, height: 100 mm. Two of the wheels have a brake. Inlet from two directions, front (door) and rear (back). Fitted lip on the inside of doors lead waste into the bag. Back is fixed.

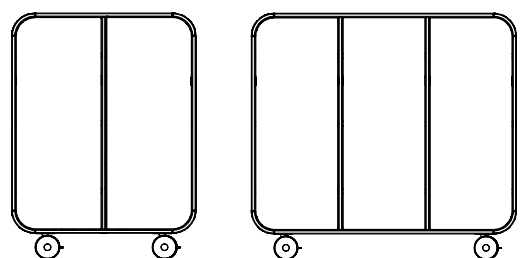
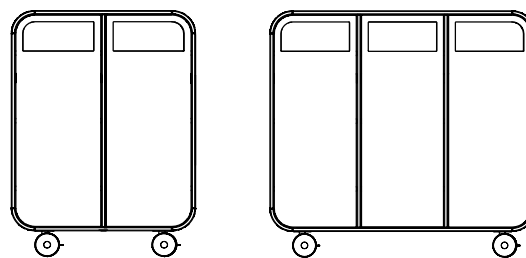

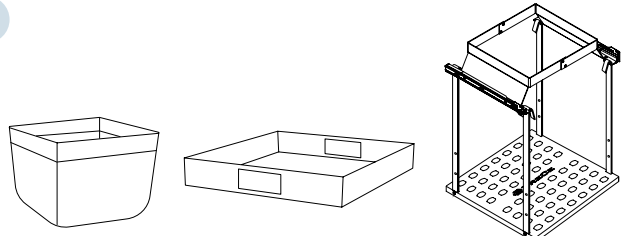
Sustainability & Materials

- The frame in MDF comes from a traceable forestry, meets the requirements for E1 formaldehyde and CARB2.
- The frame is painted with water-based lacquer.
- Doors in powder-coated sheet steel are manufactured in Sweden and consist of 20 % recycled material.
- The steel plate is 100 % recyclable.
- Powder coating is a good environmental choice as no solvents are required.



Size: Width x Height (incl. wheels) x Depth.

This is how you order your Cloud:

<p>1.</p>  <p>Cloud Frame 2 Cloud Frame 3</p>	<p>2.</p>  <p>Cloud Frame 2 Cloud Frame 3</p>
<p>Choose the frame (laminate or lacquered MDF). Cloud 2 787x1090x500 Cloud 3 1172x1090x500 Cloud holds 70L adapted for garbage bag 85-125L Rubber mats included</p>	<p>Choose doors (backs are included) Cloud 2 1. left & 1. right door Cloud 3 1. left, 1. middle & 1. right door.</p>
<p>3.</p>  <p>WASTE PLASTIC BOTTLES CANS BOTTLES CARTON CLEAR GLASS COLOURED GLASS METAL PAPER ORGANIC</p>	<p>4.</p>  <p>Moisture protection Cloud tray Food waste shelf</p>
<p>Choose 2. alt. 3. symbols (same symbol selected for the door is also mounted on the opposite side (back).</p>	<p>Choose accessories: Cloud moisture protection, square (adapted to food waste shelf), tray or food waste shelf. Food waste shelf, adapted for garbage bag 45 L.</p>

Cloud Frame – MFC laminate
 Thickness 16 mm, rubber mats included.

Name	Pearl white(U15331)	Anthracite (U12011)
Cloud 2 Frame laminate	485403	485402
Cloud 3 Frame laminate	485303	485302

Cloud 3 has an extra wheel, 5 in total.

Cloud Frame – Raw, clear coat lacquered
 Thickness 16 mm, rubber mats included.

Name	Raw (MDF)
Cloud 2 Frame Raw	485213
Cloud 3 Frame Raw	485113

Cloud 3 has an extra wheel, 5 in total.

Cloud Frame – lacquered MDF
 Thickness 16 mm, rubber mats included.

Name	NCS S0502-Y White	NCS RAL 7032 Warm grey	NCS RAL 7016 Anthracite	NCS RAL 5023 Brilliant blue	NCS RAL 1013 Pearl white	NCS RAL 6013 Olive	NCS RAL 6020 Forest green	NCS RAL 8014 Chocolate	NCS RAL 1017 Saffron	NCS RAL 3014 Old pink	NCS RAL 3005 Wine red
Cloud 2 Frame	485203	485215	485204	485220	485214	485216	485206	485217	485219	485218	485210
Cloud 3 Frame	485103	485115	485104	485120	485114	485116	485106	485117	485119	485118	485110

Cloud 3 has an extra wheel, 5 in total.

Cloud Doors – powder-coated steel
 Thickness 3 mm (back included)

Name	RAL 9010 White	RAL 7032 Warm grey	RAL 7016 Anthracite	RAL 5023 Brilliant blue	RAL 1013 Pearl white	RAL 6013 Olive	RAL 6020 Forest green	RAL 8014 Chocolate	RAL 1017 Saffron	RAL 3014 Old pink	RAL 3005 Wine red
Cloud Door left	481001	481015	481003	481020	481014	481016	481007	481017	481019	481018	481011
Cloud Door middle	481101	481115	481103	481120	481114	481116	481108	481117	481119	481118	481111
Cloud Door right	481201	481215	481203	481220	481214	481216	481208	481217	481219	481218	481211

Any RAL colour at an additional cost. Contact TreCe

Size: Width x Height (incl. wheels) x Depth.

Cloud Colours Frames MFC laminate + Raw



Pearl white
(U15331)



Anthracite
(U12011)



Raw
(MDF)

Cloud Colours Frames NCS + RAL



White



Warm Grey



Anthracite



Brilliant blue



Pearl white



Olive



Forest green



Chocolate



Saffron



Old pink



Wine red

Cloud Symbol 1 pair (back + front) (same symbol selected for the door is also mounted on the opposite side (back))



WASTE



PLASTIC



BOTTLES
CANS



BOTTLES



CANS



METAL



ORGANIC



CARTON



PAPER



CLEAR GLASS



COLOURED GLASS



GLASS

Colour	Art.no	Art.no	Art.no	Art.no	Art.no	Art.no	Art.no	Art.no	Art.no	Art.no	Art.no	Art.no
White	482001	482002	482003	482004	482012	482006	482009	482005	482008	482010	482011	482014
Anthracite	482101	482102	482103	482104	482112	482106	482109	482105	482108	482110	482111	482114

Contact TreCe if you want other symbols or text in other languages.

Cloud Tray

Rubber mats included.

Colour	Art no.
RAL 9010 White	481401
RAL 7032 Warm grey	481415
RAL 7016 Anthracite	481403
RAL 5023 Brilliant Blue	481420
RAL 1013 Pearl white	481414
RAL 6013 Olive	481416
RAL 6020 Forest Green	481408
RAL 8014 Chocolate	481417
RAL 1017 Saffron	481419
RAL 3014 Old Pink	481418
RAL 3005 Wine red	481411




Accessories

Name	Size	Colour	Art no.
Cloud plastic bags	85 L, 25 pcs	Transparent	483001
Cloud moisture protection, square (<i>placed at the bottom</i>)	380x300x380	Transparent	483002
Cloud moisture protection, square (<i>Adapted to holder food waste</i>)	320x300x320	Transparent	481306
Cloud rubber mat (<i>only for additions. Included in Cloud frame</i>)	360x500x405	Black	483003
Cloud add-on bag holder food waste		White	481305



Moisture protection, square.



Rubber mat




Bag holder food waste, adjustable in height 338-448 mm. Adapted for recycling bag 45 L.



Moisture protection, square.

Cloud Complete module



Cloud 2

Brilliant Blue RAL 5023



Cloud 3

Olive RAL 6013

Frame: Powder-coated steel plate.
Lid: Vacuum-foiled MDF with screen print.

Kite

Recycling

A modulated recycling unit designed by Annica Doms. Awarded the Red Dot Design Award for its innovative form. Designed for modularity in different configurations. Kite can be placed against the wall or as a free-standing accent in the room.

The many possible combinations challenges the imagination and inspires creativity. Lids with eight different designs with varying shapes and screen printed symbols for different types of waste. Kite is available in 11 RAL colours and Kite Raw with lids in three standard colours, white, anthracite and olive grey. Kite holds 70 L, designed for standard bag of 85–125 L.

Sustainability & Material

The lid's MDF meets E1 requirements for formaldehyde. MDF from certified forestry. The frame in powder-coated steel plate is manufactured in Sweden and consists of 20 % of recycled material.

The steel is 100 % recyclable. The powder coating of the frame is a good environmental choice as no solvents are required.



Old pink RAL 3014 Saffron RAL 1017



Mall of Scandinavia - Stockholm



Emporia - Malmö



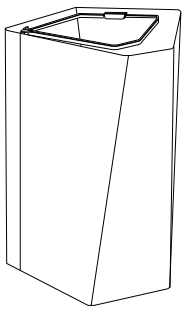
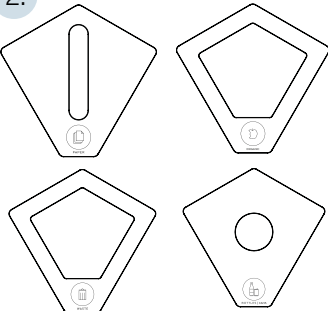
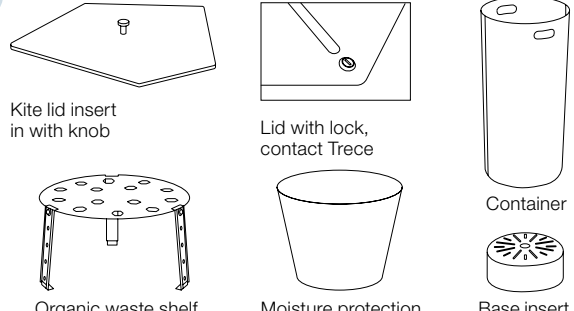
Arlanda Airport - Stockholm



Deichman Bjørvika, library - Oslo

Frame: Powder-coated steel plate.
Lid: Vacuum-foiled MDF with screen print.

How to order Kite:

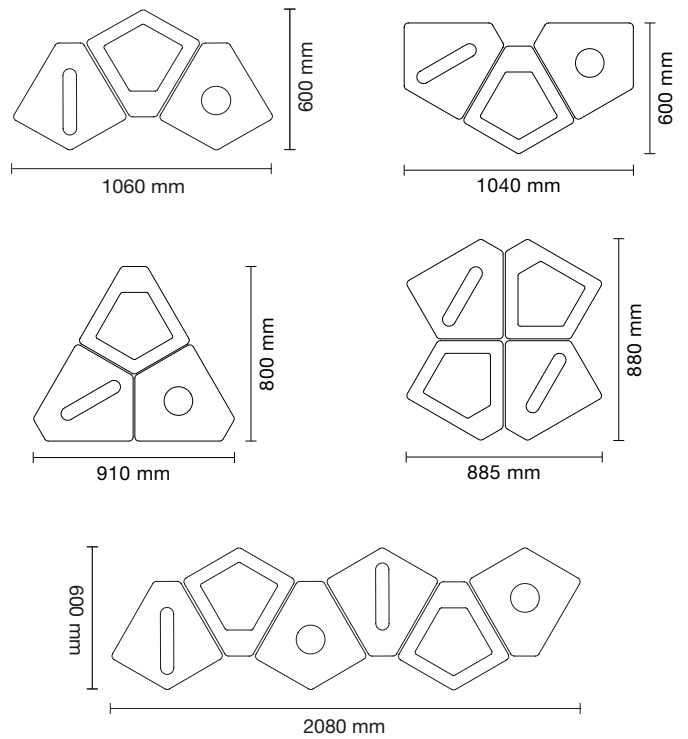
<p>1.</p> 	<p>2.</p> 	<p>3.</p>  <p>Kite lid insert in with knob</p> <p>Lid with lock, contact Trece</p> <p>Organic waste shelf</p> <p>Moisture protection</p> <p>Container</p> <p>Base insert</p>
<p>Choose frame and colour. Kite holds 70 L, designed for standard bag of 85–125 L.</p>	<p>Choose lid and symbol.</p>	<p>Choose accessories: Lid inserts, locks, waste shelf, moisture protection, container or base insert.</p>

Kite Frame

Width 500 mm, Height 700 mm, Depth 492 mm

Colour	Art no.
RAL 9010 White	31107001
RAL 7032 Warm grey	31107020
RAL 7016 Anthracite	31107004
RAL 5023 Brilliant blue	31107021
RAL 1013 Pearl white	31107022
RAL 6013 Olive	31107023
RAL 6020 Forest green	31107024
RAL 8014 Chocolate	31107025
RAL 1017 Saffron	31107026
RAL 3014 Old pink	31107027
RAL 3005 Wine red	31107028
RAW, clear powder coated steel sheet, matt gloss 5	31107029

Any RAL colour at additional cost, contact TreCe.



Kite Colours + Raw



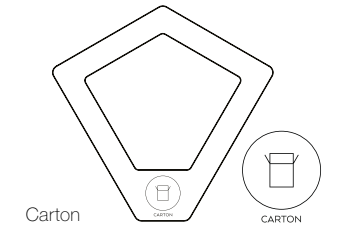
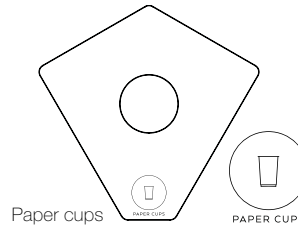
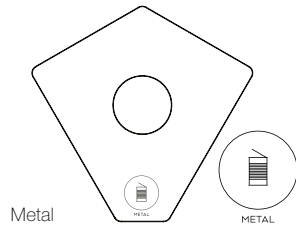
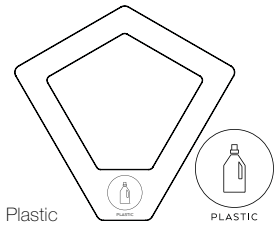
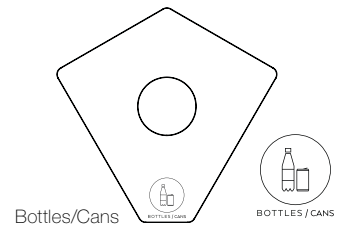
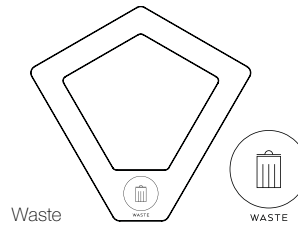
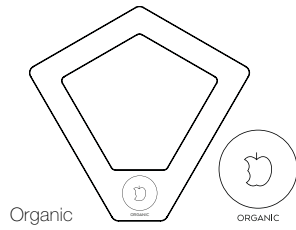
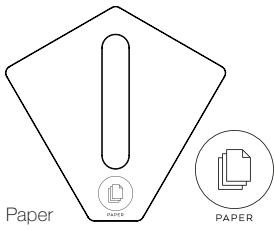
White Warm Grey Anthracite Brilliant blue Pearl white Olive Forest green Chocolate Saffron Old pink Wine red Raw

Frame: Powder-coated steel plate.

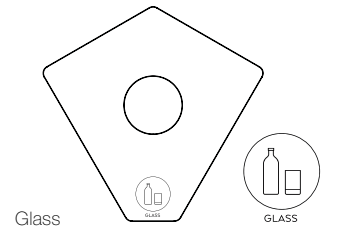
Lid: Vacuum foiled MDF in white, anthracite or olive grey and screen printed symbol in grey.

The lids are available in eight variants with a matching hole pattern.

Kite lid, white, anthracite or olive grey, vacuum foiled MDF, shape design with screen printed symbol in grey




Name	Fraction	Anthracite	White	Olive grey
Kite lid Paper	Office paper	31100904	31100901	31100923
Kite lid Organic	Food waste	31101004	31101001	31101023
Kite lid Waste	Residual waste or combustible	31100104	31100101	31100123
Kite lid Bottles/Cans	Plastic bottles and aluminum cans	31100404	31100401	31100423
Kite lid Plastic	Plastic packaging	31100204	31100201	31100223
Kite lid Metal	Cans	31100704	31100701	31100723
Kite lid Paper cups	Paper cups	31100804	31100801	31100823
Kite lid Carton	Packaging in cardboard	31100504	31100501	31100523
Kite lock Glass	Glass	31101304	31101301	31101323




Lids can also be supplemented with locks.

Contact TreCe if you want other symbols or text in other languages.

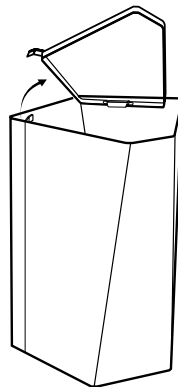
Kite How to use



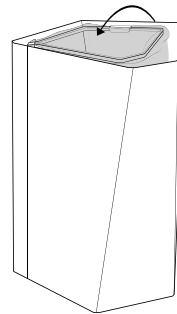
1. Kite frame with lid.



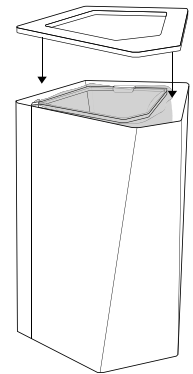
2. Lift the lid. (Lid with lock needs to be unlocked before lifting.)



3. Lift the bag holder.



4. Place the trash bag and turn back the bag holder.



5. Put the lid back on (and lock if there is a lock) and the Kite is ready for use.

Frame: Powder-coated steel plate.

Lid: Vacuum foiled MDF in white, anthracite or olive grey and screen printed symbol in grey.
The lids are available in eight variants with a matching hole pattern.

Accessories

Name	White F2255 /White knob	Anthracite F2297 /Black knob	Olive grey F5343 /Black knob
Kite lids insert with knob	31108101	31108104	31108123

Kite lid insert in compact laminate, resists moisture and heat, which prevents bad odors. Available in white, anthracite or olive grey.
Fits Kite lid: Plastic, Waste and Organic



Kite lid insert in compact laminate F1040, white knob.



Please note that there are shade differences between lids in olive grey and lid insert with knob.

Product	Description	Size (mm)	Colour	Art no.
Kite plastic bags		85 L, 25 pcs	Transparent	31700500
Kite moisture protection	For wet fractions like waste, organics and Bottles/cans.	Ø450 x H350	Transparent	31700300
Waste shelf	Adjustable height, standing H 150-270 mm	Ø265 x H150	Anthracite	33700304
Container	Approx. 45 L. Handle W80 x H30 mm. Recycled ABS plastic 3 mm.	Ø320 x H640	Grey	31700103
Base insert	Insert with perforated grid. Recycled ABS plastic 3 mm.	Ø240 x H100	Grey	31700203



Stackable container with handle.



Waste shelf with adjustable height, standing H 150-270 mm.



Kite moisture protection base for easy cleaning. Recommended for wet fractions like waste, organics and Bottles/cans.



Kite available with lock, contact TreCe.

Base insert is used as bottom insert in the container. The perforated grid is anchored to ventilate moisture.

Add the base insert when using food waste bags as they often have a lower depth.

Kite Complete module



Kite 3

Forest green RAL 6020

Warm grey RAL 7032

Wine red RAL 3005

Lid Olive grey

Frame: Powder-coated steel plate.
Lid: Vacuum-foiled MDF with screen print.

Kite mini

Recycling

Kite mini is intended for smaller spaces like under desks, hotel rooms or smaller conference rooms. There is also a wall mount for Kite mini, which means that it can be placed on the wall. As single or in pairs to free floor space. Kite mini is available in 11 RAL colours. Lids in colour white, anthracite or olive grey with 6 different screen printed symbols for recycling. Kite mini holds 10 L.

Sustainability & Material

The lid's MDF meets E1 requirements for formaldehyde. MDF from certified forestry. The frame in powder-coated steel plate is manufactured in Sweden and consists of 20% of recycled material. The steel is 100% recyclable. The powder coating of the frame is a good environmental choice as no solvents are required. Base in 100% recycled ABS plastic, marked for recycling according to ISO 11469. In line with our environmental strategy, Kite mini is delivered unassembled.

- No fittings
- No tools
- Easy to assemble
- Not factory fitted
- Shipping optimized

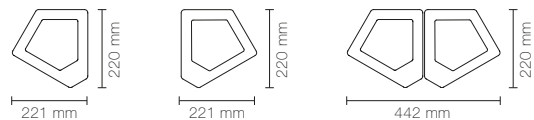


RAL 6013 Olive

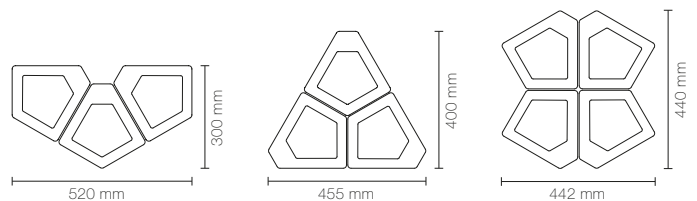
Kite mini Frame 10 L

Width 250 mm, Height 355 mm, Depth 245 mm

Colour	Art no.
RAL 9010 White	31207001
RAL 7032 Warm grey	31207020
RAL 7016 Anthracite	31207004
RAL 5023 Brilliant blue	31207021
RAL 1013 Pearl white	31207022
RAL 6013 Olive	31207023
RAL 6020 Forest green	31207024
RAL 8014 Chocolate	31207025
RAL 1017 Saffron	31207026
RAL 3014 Old pink	31207027
RAL 3005 Wine red	31207028



Kite mini with a single and duo set can also be mounted on a wall.



Kite mini Colours



White Warm Grey Anthracite Brilliant blue Pearl white Olive Forest green Chocolate Saffron Old pink Wine red

Frame: Powder-coated steel plate.
Lid: Vacuum-foiled MDF with screen print.



Kite mini Wall, Frame 10L, wall mounted, right or left
Width 250 mm, Height 355 mm, Depth 245 mm

Colour	Kite Mini wall right	Kite Mini wall left
RAL 9010 White	31207101	31207201
RAL 7032 Warm grey	31207120	31207220
RAL 7016 Anthracite	31207104	31207204
RAL 5023 Brilliant blue	31207121	31207221
RAL 1013 Pearl white	31207122	31207222
RAL 6013 Olive	31207123	31207223
RAL 6020 Forest green	31207124	31207224
RAL 8014 Chocolate	31207125	31207225
RAL 1017 Saffron	31207126	31207226
RAL 3014 Old pink	31207127	31207227
RAL 3005 Wine red	31207128	31207228

Kite mini Lid, white, anthracite or olive grey, vacuum foiled MDF, screen printed symbol

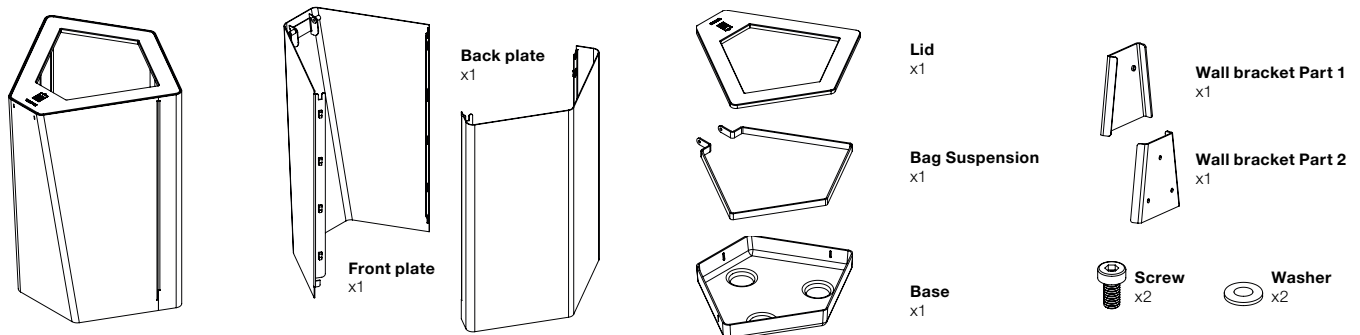
Name	Anthracite	White	Olive grey
Kite mini lid Paper	31200904	31200901	31200923
Kite mini lid Organic	31201004	31201001	31201023
Kite mini lid Waste	31200104	31200101	31200123
Kite mini lid Bottles/Cans	31200404	31200401	31200423
Kite mini lid Metal	31200704	31200701	31200723
Kite mini lid Plastic	31200204	31200201	31200223
Kite mini lid Glass	31201304	31201301	31201323



Contact TreCe if you want other symbols or text in other languages.

Please note that there are shade differences between frames in olive and lids in olive grey.

Kite mini Assembly instruction



Kite Mini Floor: The wall brackets (part 1 and 2) are not included.

Kite Mini Wall: Wall Brackets are included. The frame is prepared with holes for installation, right or left hung.

[DOWNLOAD ASSEMBLY INSTRUCTIONS](#)

Frame: Powder-coated steel plate.
Lid: 1.5 mm powder-coated steel.

Hold

Recycling

TreCe, together with Tengbom architects, have developed the recycling bin Hold. A collaboration that started with Tengbom seeing a need for a different and functional recycling bin that could meet the needs of smaller spaces. Conference rooms, hotel rooms, smaller meeting rooms, etc. TreCe was contacted and the result was Hold.

A small and functional bin available in 11 RAL colours. 7 different lids with different profiles and text for easy sorting. For Hold there is also a wall bracket to attach Hold on the wall. Adapted bag holder and containers in recycled plastic. Suitable containers are included when ordering lids. Hold holds in total 20 L.

Sustainability & Material

- Frame in powder coated steel plate made in Sweden and consists of 20 % recycled materials.
- The steel plate is 100 % recyclable.
- The powder coating is a good environmental choice as no solvents are used.
- Container bin in 100 % recycled plastic.
- The container bins are dishwasher safe.



Hold

Old pink RAL 3014, lid 2

How to order Hold:

<p>1.</p> <p>Floor Wall</p>	<p>2.</p>
<p>Choose frame (floor or wall) and colour. (Holds approx. 20L)</p>	<p>Choose lid and colour. (There are 7 different lids to choose from. Suitable containers are included when ordering lids.)</p>

Hold Floor

Width 365 mm, Height 300 mm, Depth 245 mm

Colour	Art no.
RAL 9010 White	470103
RAL 7032 Warm grey	470114
RAL 7016 Anthracite	470104
RAL 5023 Brilliant blue	470119
RAL 1013 Pearl white	470113
RAL 6013 Olive	470115
RAL 6020 Forest green	470106
RAL 8014 Chocolate	470116
RAL 1017 Saffron	470118
RAL 3014 Old pink	470117
RAL 3005 Wine red	470110

Hold Wall incl. wall mount

Width 365 mm, Height 300 mm, Depth 245 mm

Colour	Art no.
RAL 9010 White	470203
RAL 7032 Warm grey	470214
RAL 7016 Anthracite	470204
RAL 5023 Brilliant blue	470219
RAL 1013 Pearl white	470213
RAL 6013 Olive	470215
RAL 6020 Forest green	470206
RAL 8014 Chocolate	470216
RAL 1017 Saffron	470218
RAL 3014 Old pink	470217
RAL 3005 Wine red	470210

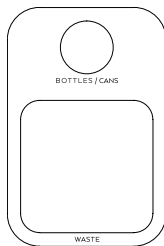
Hold Colours



White Warm Grey Anthracite Brilliant blue Pearl white Olive Forest green Chocolate Saffron Old pink Wine red

Frame: Powder-coated steel plate.
Lid: 1.5 mm powder-coated steel.

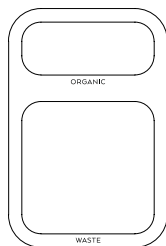
Hold Lid



**Lid 1 – Bottles/Cans round inlet
Waste large inlet**

Colour	Art no.
RAL 9010 White	471320
RAL 7032 Warm grey	471321
RAL 7016 Anthracite	471322
RAL 5023 Brilliant blue	471323
RAL 1013 Pearl white	471324
RAL 6013 Olive	471325
RAL 6020 Forest green	471326
RAL 8014 Chocolate	471327
RAL 1017 Saffron	471328
RAL 3014 Old pink	471329
RAL 3005 Wine red	471330

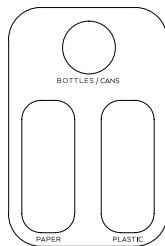
Containers included:
 1x Hold container small
 1x Hold container large



**Lid 2 – Organic small inlet Waste
large inlet**

Colour	Art no.
RAL 9010 White	471403
RAL 7032 Warm grey	471414
RAL 7016 Anthracite	471404
RAL 5023 Brilliant blue	471419
RAL 1013 Pearl white	471413
RAL 6013 Olive	471415
RAL 6020 Forest green	471406
RAL 8014 Chocolate	471416
RAL 1017 Saffron	471418
RAL 3014 Old pink	471417
RAL 3005 Wine red	471410

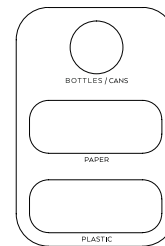
Containers included:
 1x Hold container small
 1x Hold container large



**Lid 3 – Bottles/Cans round inlet
Paper & Plastic small inlet**

Colour	Art no.
RAL 9010 White	471520
RAL 7032 Warm grey	471521
RAL 7016 Anthracite	471522
RAL 5023 Brilliant blue	471523
RAL 1013 Pearl white	471524
RAL 6013 Olive	471525
RAL 6020 Forest green	471526
RAL 8014 Chocolate	471527
RAL 1017 Saffron	471528
RAL 3014 Old pink	471529
RAL 3005 Wine red	471530

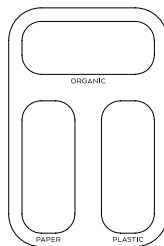
Containers included:
 3x Hold container small



**Lid 4 – Bottles/Cans round inlet
Paper & Plastic small inlet**

Colour	Art no.
RAL 9010 White	471620
RAL 7032 Warm grey	471621
RAL 7016 Anthracite	471622
RAL 5023 Brilliant blue	471623
RAL 1013 Pearl white	471624
RAL 6013 Olive	471625
RAL 6020 Forest green	471626
RAL 8014 Chocolate	471627
RAL 1017 Saffron	471628
RAL 3014 Old pink	471629
RAL 3005 Wine red	471630

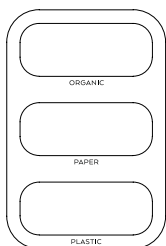
Containers included:
 3x Hold container small



**Lid 5 – Organic,
Paper & Plastic, small inlet**

Colour	Art no.
RAL 9010 White	471703
RAL 7032 Warm grey	471714
RAL 7016 Anthracite	471704
RAL 5023 Brilliant blue	471719
RAL 1013 Pearl white	471713
RAL 6013 Olive	471715
RAL 6020 Forest green	471706
RAL 8014 Chocolate	471716
RAL 1017 Saffron	471718
RAL 3014 Old pink	471717
RAL 3005 Wine red	471710


Containers included:
 3x Hold container small



**Lid 6 – Organic,
Paper & Plastic, small inlet**

Colour	Art no.
RAL 9010 White	471803
RAL 7032 Warm grey	471814
RAL 7016 Anthracite	471804
RAL 5023 Brilliant blue	471819
RAL 1013 Pearl white	471813
RAL 6013 Olive	471815
RAL 6020 Forest green	471806
RAL 8014 Chocolate	471816
RAL 1017 Saffron	471818
RAL 3014 Old pink	471817
RAL 3005 Wine red	471810

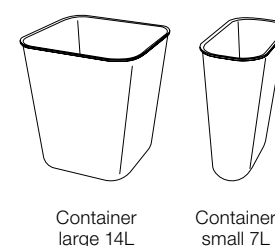
Containers included:
 3x Hold container small



**Lid 7 – No symbol
Large inlet**

Colour	Art no.
RAL 9010 White	471903
RAL 7032 Warm grey	471914
RAL 7016 Anthracite	471904
RAL 5023 Brilliant blue	471919
RAL 1013 Pearl white	471913
RAL 6013 Olive	471915
RAL 6020 Forest green	471906
RAL 8014 Chocolate	471916
RAL 1017 Saffron	471918
RAL 3014 Old pink	471917
RAL 3005 Wine red	471910

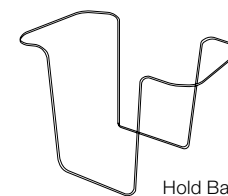
Containers included:
 1x Hold bag holder



Container large 14L Container small 7L

Accessories - Containers and bag holder are included but available as accessories.

Name	Art no.
Hold container small (7L)	471001
Hold container large (14L)	471002
Hold bag holder for Lid 7*	471010



Hold Bag holder

Contact TreCe if you want other symbols or text in other languages.

Frame: Powder-coated steel plate.
Lid: 1.5 mm powder-coated steel.

Hold mini

Recycling unit

Waste bin Hold mini – a baby brother to Hold

TreCe has together with Tengbom architects developed the recycling unit Hold. As part of this collaboration, Hold mini has seen the light of day.

Hold mini is reduced to a third of its big brother Hold. With only one fraction for sorting, and aims to function as a pure waste bin in conference rooms, hotel rooms, smaller meeting rooms etc. A small and functional bin with one type of inlet and a small container. Hold mini also has a wall bracket, which means that it can be placed on a wall. The bins container in 100 % recycled plastic, a durable choice. Hold mini holds a total of 7 L.

Sustainability and material

- Frame in powder coated steel plate made in Sweden and consists of 20 % recycled materials.
- The steel plate is 100 % recyclable.
- The powder coating is a good environmental choice as no solvents are used.
- Container bin in 100 % recycled plastic.
- The container bin is dishwasher safe.



Old pink RAL 3014 Saffron RAL 1017

How to order Hold Mini:

<p>1.</p> <p>Floor Wall</p>	<p>2.</p> <p>Container 7L</p>
<p>Choose frame (floor or wall) & colour. Holds 7 L.</p>	<p>Hold mini can be ordered without lid. When ordering lid, container included.</p>

Hold mini Floor

Width 250 mm, Height 300 mm, Depth 135 mm

Colour	Art no.
RAL 9010 White	472003
RAL 7032 Warm grey	472014
RAL 7016 Anthracite	472004
RAL 5023 Brilliant blue	472019
RAL 1013 Pearl white	472013
RAL 6013 Olive	472015
RAL 6020 Forest green	472006
RAL 8014 Chocolate	472016
RAL 1017 Saffron	472018
RAL 3014 Old pink	472017
RAL 3005 Wine red	472010

Hold mini Wall incl. wall mount

Width 250 mm, Height 300 mm, Depth 135 mm

Colour	Art no.
RAL 9010 White	472203
RAL 7032 Warm grey	472214
RAL 7016 Anthracite	472204
RAL 5023 Brilliant blue	472219
RAL 1013 Pearl white	472213
RAL 6013 Olive	472215
RAL 6020 Forest green	472206
RAL 8014 Chocolate	472216
RAL 1017 Saffron	472218
RAL 3014 Old pink	472217
RAL 3005 Wine red	472210

Hold mini Colours



Frame: Powder-coated steel plate.

Lid: 1.5 mm powder-coated steel.

Hold mini Lid

Lid without symbol, large inlet

Colour	Art no.
RAL 9010 White	473903
RAL 7032 Warm grey	473914
RAL 7016 Anthracite	473904
RAL 5023 Brilliant blue	473919
RAL 1013 Pearl white	473913
RAL 6013 Olive	473915
RAL 6020 Forest green	473906
RAL 8014 Chocolate	473916
RAL 1017 Saffron	473918
RAL 3014 Old pink	473917
RAL 3005 Wine red	473910

Container

Name	Colour	Art no.
Hold container small 7 L	Grey	471001
Container included in lid.		



Kite mini Complete module

Hold mini wall

Pearl white RAL 1013



Hold mini

Saffron RAL 1007



Dimensions: Width x Height x Depth.

Bottom/Gable/Top: 22 mm lacquered MDF. **Door/Back:** 16 mm lacquered MDF.

Ridge




Recycling

Ridge, with its special expression, becomes a different and expressive feature in the modern office. It gives the impression of an interior detail, not just a recycling station. Standing together Ridge creates a feeling of a city skyline. Details such as bevelled outer edges and a slight distance between the frame and top shows a feel of quality and detail.

A very stable construction that is built of 22 mm MDF and lacquered in 11 standard colours. The stainless steel ramp for easy access of a 140 litres waste bin is not only a practical detail, but also a part of the design that stands out. Ridge is also available in two heights, low and high. What distinguishes low and high is the slope of the upper frame. Both versions are easily emptied with the door's opens 135°. Ridge can be ordered with different recycling symbols depending on the purpose and waste.

- Integrated bag holder in stainless steel for sack is included in Ridge low/high Bag
- Door protection and loading ramp all in stainless steel
- Rubber mat included
- Adjustable feet
- Doors opens 135°

How to order Ridge

<p>1.</p>  <p>Ridge High Ridge Low Containers 140L</p>	<p>2.</p> 	<p>3.</p>  <p>WASTE PLASTIC BOTTLES CANS METAL ORGANIC BOTTLES PAPER CARTON GLASS</p>
Choose frame (High or Low) and colour (choose with bag holder or container.)	Choose door and colour	Choose symbol

Ridge Complete module

Ridge High container

Forest green NCS/RAL 6020

Ridge Low container

Olive NCS/RAL 6013



Ridge Frame Low (frame only, add door and symbol)

Width 600 mm, Height 1397 mm, Depth 650 mm

Name	NCS S0502-Y White	NCS RAL 7032 Warm grey	NCS RAL 7016 Anthracite	NCS RAL 5023 Brilliant blue	NCS RAL 1013 Pearl white	NCS RAL 6013 Olive	NCS RAL 6020 Forest green	NCS RAL 8014 Chocolate	NCS RAL 1017 Saffron	NCS RAL 3014 Old pink	NCS RAL 3005 Wine red
Ridge Low bag	42120101	42120120	42120104	42120121	42120122	42120123	42120124	42120125	42120126	42120127	42120128
Ridge Low container	42120201	42120220	42120204	42120221	42120222	42120223	42120224	42120225	42120226	42120227	42120228

Ridge Frame High (frame only, add door and symbol)

Width 600 mm, Height 1521 mm, Depth 650 mm

Name	NCS S0502-Y White	NCS RAL 7032 Warm grey	NCS RAL 7016 Anthracite	NCS RAL 5023 Brilliant blue	NCS RAL 5008 Pearl white	NCS RAL 6013 Olive	NCS RAL 6020 Forest green	NCS RAL 8014 Chocolate	NCS RAL 1017 Saffron	NCS RAL 3014 Old pink	NCS RAL 3005 Wine red
Ridge High bag	42110101	42110120	42110104	42110121	42110122	42110123	42110124	42110125	42110126	42110127	42110128
Ridge High container	42110201	42110220	42110204	42110221	42110222	42110223	42110224	42110225	42110226	42110227	42110228

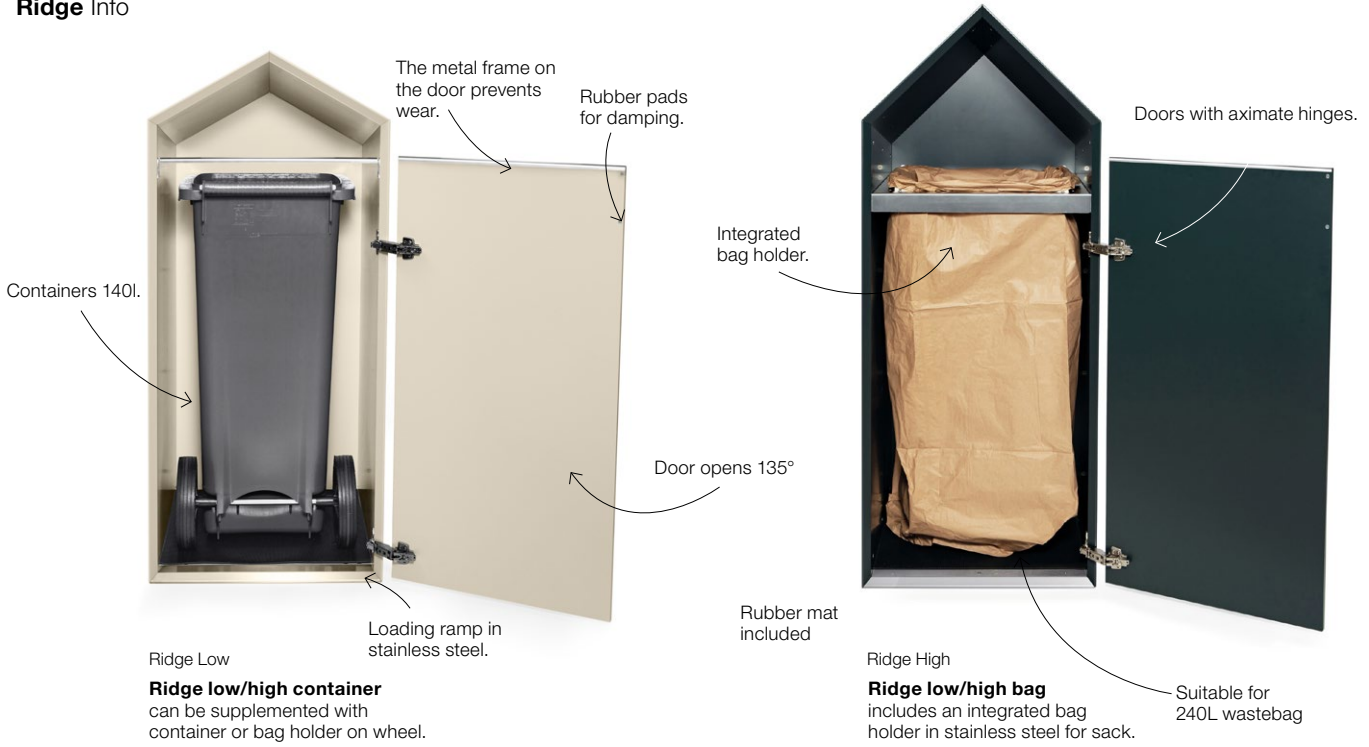
Dimensions: Width x Height x Depth.
Bottom/Gable/Top: 22 mm lacquered MDF. **Door/Back:** 16 mm lacquered MDF.

Ridge Colours

Ramp in stainless steel.



Ridge Info



Name	NCS S0502-Y White	NCS S1502-G Warm Grey	NCS RAL 7016 Anthracite	NCS RAL 5023 Brilliant blue	NCS RAL 1013 Pearl white	NCS RAL 6013 Olive	NCS RAL 6020 Forest green	NCS RAL 8014 Chocolate	NCS RAL 1017 Saffron	NCS RAL 3014 Old pink	NCS RAL 3005 Wine red
Ridge door	42210101	42210120	42210104	42210121	42210122	42210123	42210124	42210125	42210126	42210127	42210128

Ridge Symbol

Colour	Art.no	WASTE	PLASTIC	BOTTLES CANS	BOTTLES	CANS	METAL	ORGANIC	CARTON	PAPER	CLEAR GLASS	COLOURED GLASS	GLASS
White	42900101	42900201	42900301	42900401	42900601	42900701	42901001	42900501	42900901	42901101	42901201	42901301	
Anthracite	42900104	42900204	42900304	42900404	42900604	42900704	42901004	42900504	42900904	42901104	42901204	42901304	

Contact TreCe if you want other symbols or text in other languages.

Container/Bag holder

Fits Ridge low/high container

Ridge low/high bag includes an Integrated bag holder in stainless steel for sack. Ridge low/high container can be supplemented with container or bag holder on wheel.

Name	Art no.
Container 140 L	820941
Bag holder 125-160 L	820914

Dimensions: Width x Height (incl. plinth). x Depth. **Frame and front:** 16 mm. **Plinth:** 143 mm. All doors are right-hung as standard.

Space

Cabinet & Recycling unit



Flexible modular design designed for both personal and communal storage in offices and public spaces. Space is easy to integrate thanks to its cohesive and thoughtful design. Well-crafted details such as doors with seamless design, shoe shelves, and benches that enliven with fronts create a seamless and stylish feeling. This is also reflected in the fact that Space is a sustainable choice as it is approved according to Möbelfakta, consists of sustainable materials, is manufactured with social responsibility, and quality-tested at RISE.

The modules in the Space series are designed to fit together, so you can let your imagination run wild as you build your unique solution. Choose between frames in white laminate or lacquered in any NCS colour. Doors in lacquered MDF, any NCS colour, which has a comprehensive design. Fronts are also available in oak and ash laminate. There are five complete modules for waste sorting and eight complete cabinets for the office's common storage. Explore the entire Space series, including personal and public storage, wardrobes, seating modules, cabinets, recycling units, and more.

Space comes with a standard plinth; for a different expression, the plinth can be replaced with lacquered leg frames for an additional cost. Leg frames are available in our 11 standard colours.

Locks and Closures

We offer various types of locks and closures for doors, such as electronic RFID locks, code locks, cabinet locks, padlock fittings, and push open. For network-based locks, contact TreCe for individual advice.

Accessories

Space counters come with accessories such as movable shelves, bag holders and mats.

Customization

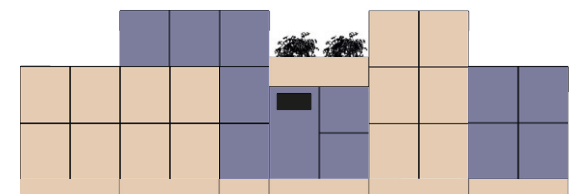
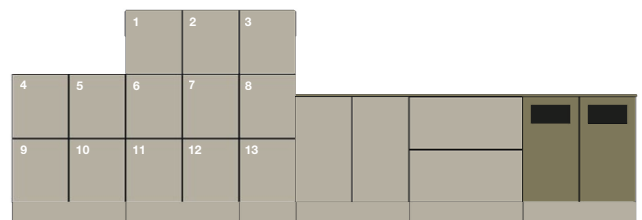
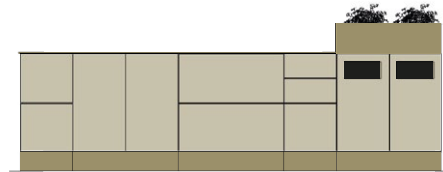
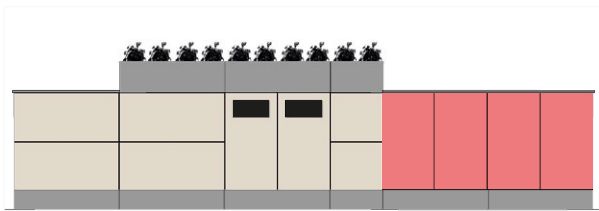
Space can be customized in both material and dimensions if you wish to put your own mark on the furniture. Contact TreCe for advice and a quote.

Dimensions: Width x Height (incl. plinth). x Depth. **Frame and front:** 16 mm. **Plinth:** 143 mm. All doors are right-hung as standard.

Reference images of both standard and customised Space



Space Combinations



Dimensions: Width x Height (incl. plinth). x Depth. **Frame and front:** 16 mm. **Plinth:** 143 mm. All doors are right-hung as standard.

Space Cabinet and Recycling unit

The Space storage series has counters and recycling units at working height, height 882 mm. Frames in single and double modules can be freely combined with shelves, partitions, doors and drawers in several variants.

Choose freely from any of the complete modules or assemble your own variant. Suitable bag holders are available as accessories. Holes are also available in the top panel at an additional cost. Complete modules with an inlet in the front and a pull-out bag holder inside the door, recommended rubbish bag 85-125 L. The fronts are complete with push open fittings. Does not apply to doors with inlets.

Complete modules

Frame, plinth, back 16 mm thick: In white direct laminate, with 0.8 mm straight ABS edging.

Fronts, 16 mm thick, lacquered MDF:

White/White = Body in white laminate with fronts lacquered in NCS S 0500-N, white.

White/NCS = Frame in white laminate with fronts lacquered in any NCS colour.

Plinth height: 143 mm

Inner dimensions of drawer H182: B325 x H127 x D420 mm

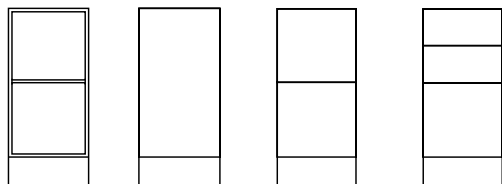
Inner dimensions of drawer H366: B325 x H311 x D420 mm.

Space Cabinet has drawers with high sides, 100% extension, max load weight 35 kg with push open fittings.

Space Cabinet, complete modules

Height: 882 mm

Incl. 1 movable shelf

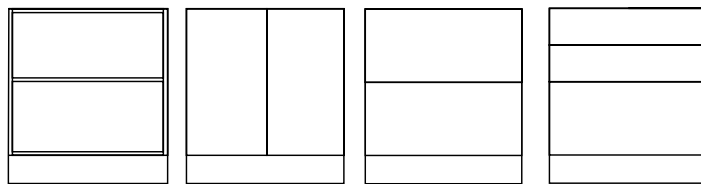


DSO 395x882x470
DSS 395x882x470
DS/2L 395x882x470
DS/3L 395x882x470

Space cabinet single	Size	White
Space cabinet single DSO	395x882x470	200104

Space cabinet single	Size	White/White	White/NCS
Space cabinet single DSS	395x882x470	200105	200106
Space cabinet single DS/2L	395x882x470	200107	200108
Space cabinet single DS/3L	395x882x470	200109	200110

Incl. 1 movable shelf



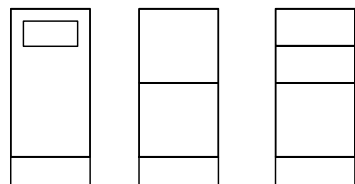
DDO 790x882x470
DDS 790x882x470
DD/2L 790x882x470
DD/3L 790x882x470

Space cabinet double	Size	White
Space cabinet double DDO	790x882x470	200114

Space cabinet double	Size	White/White	White/NCS
Space cabinet double DDS	790x882x470	200115	200116
Space cabinet double DD/2L	790x882x470	200117	200118
Space cabinet double DD/3L	790x882x470	200119	200120

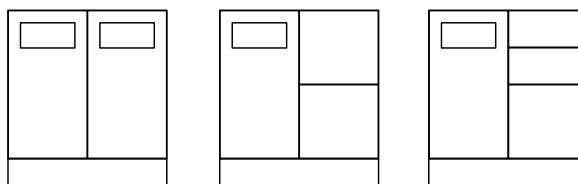
Space Recycling unit, complete modules

Height: 882 mm | Extractable sack holder included for door with inlet.



MDS 395x882x470
MDS/2L 395x882x470
MDS/3L 395x882x470

Space Recycling unit single	Size	White/White	White/NCS
Space Recycling unit MDS*	395x882x470	200103	200204
Space Recycling unit MDS/2L	395x882x470	200101	200202
Space Recycling unit MDS/3L	395x882x470	200102	200203



MDD 790x882x470
MDD/2L 790x882x470
MDD/3L 790x882x470

Space Recycling unit double	Size	White/White	White/NCS
Space Recycling unit MDD*	790x882x470	200113	200213
Space Recycling unit MDD/2L*	790x882x470	200111	200211
Space Recycling unit MDD/3L*	790x882x470	200112	200212

Accessories

Name	Suits	Material	Size	Art nr
Space single carpet		Black rubber	362x454	209026
Space double carpet		Black rubber	370x454	209027
Containers 21L	Draw		265x275x375	820927

* Inlet: W:270 x H:125 mm.

Cover plate inside the door, painted in RAL 9016 white.

Garbage bag 85-125 L is recommended.

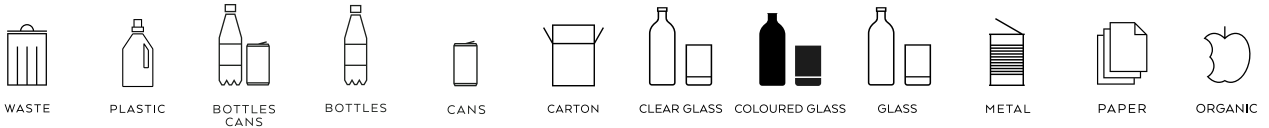
Size: Width x Height (incl. base). x Depth. **Frame, fronts:** 16 mm. **Plinth height:** 143 mm.
All doors are right-hinged as standard.

Space Containers



Name	Suits	Color	Size	Art no.
Containers 47 L	Double drawer H366	Transparent	548x283x384	820910
Plastic box 19 L	Single & double drawer H366	Transparent	446x190x354	209099
Containers 21 L	Single drawer H366	Grey	265x275x375	820927
Containers 19 L	Single drawer H366. Can be combined with 10 L	Grey	230x283x330	820919
Containers 10 L	Single drawer H366. Can be combined with 19 L	Grey	255x283x165	820918

Space symbol, foiled, white or anthracite, h 145 mm



Color	WASTE	PLASTIC	BOTTLES CANS	BOTTLES	CANS	CARTON	CLEAR GLASS	COLOURED GLASS	GLASS	METAL	PAPER	ORGANIC
White	209160	209161	209162	209163	209190	209164	209165	209166	209194	209167	209168	209169
Anthracite	209170	209171	209172	209173	209191	209174	209175	209176	209195	209177	209178	209179

Please contact TreCe if you require different symbols or text in other languages.




Combine your own storage with standard modules in white and any NCS colour.




The cover plate inside the metal door is powder coated as standard, RAL 9016 white. Can be painted in any RAL colour, at an additional cost.

Size: Width x Height (incl. base). x Depth. **Frame, fronts:** 16 mm. **Plinth height:** 143 mm.
All doors are right-hinged as standard.

Cabinet frame



Single frame cabinet





Double frame cabinet

Name	Size	White	NCS
Space single frame cabinet	395x882x470	201128	201129
Space double frame cabinet	790x882x470	201130	201131

White: White direct laminate | **NCS:** Lacquered MDF, any NCS

Cabinet frame without top shelf

Top shelf replaced by compartment mouldings, width 60 mm.
Used when making holes in the top panel.

Single frame cabinet
without top shelfDouble frame cabinet
without top shelf

Name	Size	White	NCS
Space single frame cabinet without top shelf	395x882x470	201132	201133
Space double frame cabinet without top shelf	790x882x470	201134	201135

White: White direct laminate | **NCS:** Lacquered MDF, any NCS

Partition wall

Name	Size	White	NCS
Space double partition wall unit	454x704x16	201140	201141

White: White direct laminate | **NCS:** Lacquered MDF, any NCS

Shelves

Name	Size	White	NCS
Space single shelf, movable	363x16x451	201150	201151
Space double shelf movable*	758x19x451	201152	201153
Space double shelf, partition wall	371x16x451	201154	201155

* Lamellar core

White: White direct laminate | **NCS:** Lacquered MDF, any NCS

Bag holders

Name	Color	Size	Art no.
Space Bag holders	RAL 9001, white	355x412	209029

Recommended rubbish bag 85-125 L

Doors, push open

Name	Size	NCS	Oak	Ash
Space cabinet door 734, push open	392x734x16	204001	214001	224001
Space cabinet double door 734, push open	788x734x16	204003	214003	224003

NCS: Lacquered MDF, any NCS.

Oak: Oak laminate | **Ash:** Ash laminate

Doors with inlets

Name	Size	NCS
Space cabinet door 734, with inlet*	392x734x16	204002

*The cover plate inside the metal door is as standard powder coated, RAL 9016 white.
Can be painted in any RAL colour, at an additional cost.

* Inset: W:270 x H:125 mm.

Door without push open fittings.

NCS: Lacquered MDF, any NCS.



Drawers 100% pull-out, push open

Name	Size	NCS	Oak	Ash
Space cabinet single drawer 182	393x182x466	208066	218066	228066
Space cabinet single drawer 366, w. railing	393x366x466	208067	218067	228067
Space cabinet single drawer 366, high side	393x366x466	208068	218068	228068
Space cabinet double drawer 182	788x182x466	208076	218076	228076
Space cabinet double drawer 366, w. railing	788x366x466	208077	218077	228077
Space cabinet double drawer 366, high side	788x366x466	208078	218078	228078

Drawers with 100% extension, max load weight 35 kg with push open fittings.

Inner dimensions of drawers:

Single drawer 182: B325 x H127 x D420 mm

Single drawer 366: B325 x H311 x D420 mm

Double drawer 182: B720 x H127 x D420 mm

Double drawer 366: B720 x H311 x D420 mm

NCS: Lacquered MDF, any NCS.

Oak: Oak laminate | **Ash:** Ash laminate



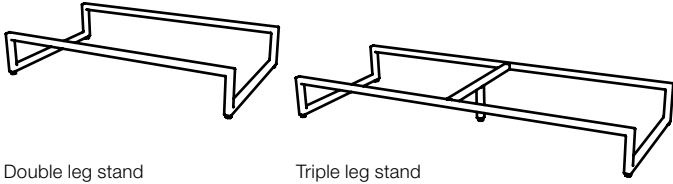
Drawer inserts

Name	Size	Art no.
Space cabinet single drawer insert H67, 6 slots	135x154	209301
Space cabinet single drawer insert H182, 6 slots	135x154	209302
Space cabinet double drawer insert H67, 12 slots	135x171	209303
Space cabinet double drawer insert H182, 12 slots	135x171	209304



Dimensions: Width x Height (incl. plinth). x Depth. **Frame and front:** 16 mm. **Plinth:** 143 mm.

Leg stand



Double leg stand

Triple leg stand

Colours



Name	Colour	Size	Art no.
Space double leg stand	RAL 9010	789x143x469	209101
Space double leg stand	RAL 7032	789x143x469	209102
Space double leg stand	RAL 7016	789x143x469	209103
Space double leg stand	RAL 5023	789x143x469	209104
Space double leg stand	RAL 1013	789x143x469	209105
Space double leg stand	RAL 6013	789x143x469	209106
Space double leg stand	RAL 6020	789x143x469	209107
Space double leg stand	RAL 8014	789x143x469	209108
Space double leg stand	RAL 1017	789x143x469	209109
Space double leg stand	RAL 3014	789x143x469	209110
Space double leg stand	RAL 3005	789x143x469	209111
Space triple leg stand	RAL 9010	1184x143x469	209121
Space triple leg stand	RAL 7032	1184x143x469	209122
Space triple leg stand	RAL 7016	1184x143x469	209123
Space triple leg stand	RAL 5023	1184x143x469	209124
Space triple leg stand	RAL 1013	1184x143x469	209125
Space triple leg stand	RAL 6013	1184x143x469	209126
Space triple leg stand	RAL 6020	1184x143x469	209127
Space triple leg stand	RAL 8014	1184x143x469	209128
Space triple leg stand	RAL 1017	1184x143x469	209129
Space triple leg stand	RAL 3014	1184x143x469	209130
Space triple leg stand	RAL 3005	1184x143x469	209131

Space double leg stand: Steel leg stand with adjustable feet, 4 legs. Fits Space double frame. Delivered not fitted to cabinet, leg stand must be adjusted in height before cabinet is lifted on.

Space triple leg stand: Steel leg stand with adjustable feet, 5 legs (1 support leg in the middle). Fits 1x Space double frame + 1x Space single frame. Delivered not fitted to cabinet, leg stand must be adjusted in height before cabinet is lifted on.

Storage box open/Plant box

Name	Size	NCS	Ek	Ask
Space single open storage 232	395x232x487	209093	219093	229093
Space double open storage 232	790x232x487	209091	219091	229091
Space single open storage 232, back to back	395x232x976	209092	219092	229092

White: White direct laminate | **NCS:** Lacquered MDF, any NCS.

Oak: Oak laminate | **Ash:** Ash laminate

Lives with fronts.

Accessories -

Storage box open/Plant box	Material	Size	Art.no
Space single carpet open storage	Black rubber	363x944	209025
Space double carpet open storage	Black rubber	773x455	209024
Plastic box 19 L, planting	Transparent	446x190x354	209099



Plinth

Name	Size	White	NCS	Oak	Ash
Space plinth, single	395x143x430	208072	208082	218072	228072
Space plinth, double	790x143x430	208071	208081	218071	228071
Space plinth, single back to back	395x143x450	208172	208182	218172	228172
Space plinth, double back to back	790x143x450	208171	208181	218171	228171


White: White direct laminate | **NCS:** Lacquered MDF, any NCS. | **Oak:** Oak laminate | **Ash:** Ash laminate

Size: Width x Height (incl. base). x Depth. **Frame, fronts:** 16 mm. **Plinth** height: 143 mm.
All doors are right-hinged as standard.

Top cover in compact laminate, black core thk 12 mm

Name	Colour	Depth	Art no.
Space top cover single	F2255 White	490	209140
Space top cover single	F2297 Anthracite	490	209141
Space top cover single	F5343 Olive	490	209142
<i>When placed back to back</i>			
Space top cover double	F2255 White	980	209143
Space top cover double	F2297 Anthracite	980	209144
Space top cover double	F5343 Olive	980	209145

Contact TreCe if you would like the top cover in another material.



White
(F1040)

Anthracite
(F2297)

Olive
(F5343)

Inlets for top cover, compact laminate

Name	Size	Art no.
Space inlet square	250x250	209150
Space inlet round	Ø220	209152
Space inlet custom	Max. size 220x260	209151

Lid, compact laminate

Name	Description	Size	Color	Art no.
Space lid, <i>Pfleiderer WSR209</i>	Lid for Space inlet Ø220 mm, art. no. 209152. Compact laminate white core and white knob RAL 9010.	Ø230	White	209153
Space lid, <i>Formica F2297</i>	Lid for Space inlet Ø220 mm, art. no. 209152. Compact laminate black core and anthracite knob RAL 7016.	Ø230	Anthracite	209154
Space lid, <i>Formica F5343</i>	Lid for Space inlet Ø220 mm, art. no. 209152. Compact laminate black core and olive coloured knob RAL 6013.	Ø230	Olive	209155



Contact TreCe if the top plate is required in another material.

Cover panels thk 16 mm

Name	Size	NCS	Oak	Ash
Space cover panel single, counter	490x882x16	206024	216024	226024
<i>When placing modules back to back</i>				
Space cover panel double, counter	980x882x16	206524	216524	226524

NCS: Lacquered MDF, any NCS.

Oak: Oak laminate | **Ash:** Ash laminate

Top cover thk 16mm

Name	Size	NCS	Oak	Ash
Space top cover single	490	207021	217021	227021
<i>When placing modules back to back</i>				
Space top cover double	980	207022	217022	227022

NCS: Lacquered MDF, any NCS.

Oak: Oak laminate | **Ash:** Ash laminate




Size: Width x Height (incl. base). x Depth. **Frame, fronts:** 16 mm. **Plinth height:** 143 mm.
All doors are right-hinged as standard.


Worktop in high pressure laminate Formica Collection Colors, thk 23 mm

Name	Colour	Depth	Art no.
Space worktop single	F2255 White	490	209201
Space worktop single	F2297 Anthracite	490	209202
Space worktop single	F5343 Olive	490	209203
<i>When placed back to back</i>			
Space worktop double	F2255 White	980	209211
Space worktop double	F2297 Anthracite	980	209212
Space worktop double	F5343 Olive	980	209213

Contact TreCe if you would like the top cover in another material.



White
(F1040)



Anthracite
(F2297)




Olive
(F5343)

Worktop in high pressure laminate Pfeleiderer Wood decors, thk 23 mm

Name	Colour	Depth	Art no.
Space worktop single	R20095/Oak	490	219201
Space worktop single	R34027/Ash	490	229201
<i>When placed back to back</i>			
Space worktop double	R20095/Oak	980	219211
Space worktop double	R34027/Ash	980	229211

Contact TreCe if you would like the top cover in another material.



Oak
(R20095)



Ash
(R34027)

Holes for high-pressure laminate worktops

Inlet with powder coated steel frame

Name	Size	Colour	Art no.
Inlet round	Ø 110	White	820951
Inlet round	Ø 250	White	820953
Inlet round	Ø 110	Black	820952
Inlet round	Ø 250	Black	820954
Inlet square	250x250	White	820961
Inlet square	250x250	Black	820962




Inlet with powder coated
frame in steel, 250x250 mm.



Inlet with powder coated
frame in steel, 250x250 mm.

Lid with knob for round inlets in lacquered steel

Name	Size	Colour	Art no.
Lid	Ø 250	White	820957
Lid	Ø 250	Black	820959



Lid with knob for round
inlets in lacquered steel.

Inlet and lid with knob integrated/lowered in worktop

Name	Size	Material	Art no.
Inlet round	Ø 250	Stainless steel	820980
Lid inlet compact laminate*	Ø 250	White (F1040)	820985
Lid inlet compact laminate*	Ø 250	Anthracite (F2297)	820986

* Knob, Ø19 mm, stainless steel.



Inlet integrated/lowered in
worktop.



Lid in compact laminate,
(F2297).

Dimensions: Width x Height x Depth.

Frame: 19 mm. **Front:** 16 mm. **Plinth front:** 75 mm. **Plinth:** 157 mm.

CombiLine

Recycling station

Ready combined recycling stations that cover the entire waste sorting for both large and small offices.

Frames and doors in standard white and worktops in high pressure laminate, anthracite. Stainless steel handles are standard. Would you like black or white handles, note this in your order. All drawers with soft closing and full extension that can withstand loads up to 35 kg. Complete with environmental symbols and suitable containers, see pages 112-114.

Recycling station – ready combinations

Name	Size	Art no.
Recycling station 1	1020x1174x760	820500
Recycling station 2	1670x1174x760	820501
Recycling station 3	970x1174x600	820502
Recycling station 4	970x1174x600	820503



Recycling station 1. Ready module (1020x1174x760 mm) with inlets. 350x350* mm in the worktop. The station is adapted for 190 L recycling containers/cardboard cart and 19 + 10 L recycling containers. Recycling containers and cardboard cart are not incl. Stainless steel handles are included as standard.



Recycling station 2. Ready module (1670x1174x760 mm) with inlets. 350x350* mm in the worktop. The station is adapted for 190 L recycling containers/ cardboard cart and 19 + 10 L recycling containers. Recycling containers and cardboard cart are not incl. Stainless steel handles are included as standard.



Recycling station 3. Ready module (970x1174x600 mm) with inlets 250x250* mm in the worktop. The station is adapted for 140 L recycling containers/cardboard cart/bag holder and 19 + 10 L recycling containers. Containers, bag holders and cart are not incl. Stainless steel handles are included as standard.



Recycling station 4. Ready module (970x1174x600 mm) with inlets 250x250* mm in the worktop. The station is adapted for 140 L recycling containers/cardboard cart and 10, 19 and 60 recycling containers. Recycling containers and trolley are not included. Stainless steel handles are included as standard.

Dimensions: Width x Height x Depth.

Frame: 19 mm. **Front:** 16 mm. **Plinth front:** 75 mm. **Plinth:** 157 mm.

NCS refers to product lacquered in one optional NCS colour.

CombiLine

Recycling unit

Recycling units consisting of several modules which can easily be combined to cover the companies entire recycling. We offer everything from small recycling units with small containers placed in drawers, to larger stations with 240-L containers.

Containers are also available separately in sizes 10–240 L. Larger environmental units are always equipped with an access ramp in stainless steel.

CombiLine Recycling unit


Height 880 mm, Depth 370 mm

Name	White	NCS	Beech	Birch	Oak
MDL60/60L	821418	829418L	823418	825418	827418

Height 880/1057 mm, Depth 570 mm

Name	White	NCS	Beech	Birch	Oak
MD34	821416	829416L	823416	825416	827416
MD34/2L	821425	829425L	823425	825425	827425
MDL60/90L	821417	829417L	823417	825417	827417
MDH60/80L	821422	829422L	823422	825422	827422

60 L + cart



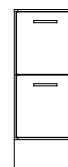
MDL60/60L
605x880x370

60 L



MD34
345x880x570

For drawer¹



MD34/2L
345x880x570

Bag holder
60–125 L
90 L + cart



MDL60/90L
605x880x570

Bag holder
60–125 L
80 L



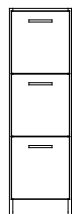
MDH60/80L
605x1057x570

For door
– 60 L
For drawer¹



MDS34/1L
345x1151x570

For drawer¹




MDS34/3L
345x1151x570

Suitable for
cardboard



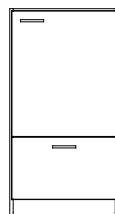
MDS34
345x1151x570

140 L
Cardboard cart 80
Bag holder
125–160 L



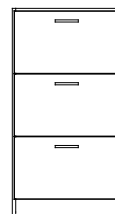
MD60
605x1151x570

For door
– 90 L
– 2 x 60 L
For drawer²



MDS60/1L
605x1151x570

For drawer²



MDS60/3L
605x1151x570

For door
– 60 L




MD34/1L
345x1151x725

For drawer¹



MD34/3L
345x1151x725

Suitable for
cardboard



MD34/W
345x1151x725

190 L
Cardboard cart 190
Bag holder
125–160 L



MD65
650x1151x725

Height 1151 mm, Depth 570 mm

Name	White	NCS	Beech	Birch	Oak
MDS34/1L	821430	829430L	823430	825430	827430
MDS34/3L	821429	829429L	823429	825429	827429
MDS34	821431	829431L	823431	825431	827431
MD60	821428	829428L	823428	825428	827428
MDS60/1L	821433	829433L	823433	825433	827433
MDS60/3L	821434	829434L	823434	825434	827434

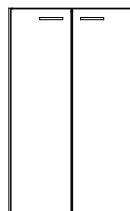
Height 1151 mm, Depth 790 mm

Name	White	NCS	Beech	Birch	Oak
MD70	821427	829427L	823427	825427	827427

Height 1151 mm, Depth 725 mm

Name	White	NCS	Beech	Birch	Oak
MD34/1L	821421	829421L	823421	825421	827421
MD34/3L	821423	829423L	823423	825423	827423
MD34/W	821432	829432L	823432	825432	827432
MD65	821424	829424L	823424	825424	827424

240 litres



MD70
700x1151x790

Low drawers with 100% extraction have a maximum load capacity of 35 kg.

Order worktops, inlets, containers and lids for your recycling unit. Containers for drawers are available in several sizes, adapted for different fractions 112.

1.) For drawer any combination. 3 x 10 L/drawer, 1 x 10 L + 1 x 19 L/drawer, 1 x 25 L waste bag

2.) For drawer any combination. 2 x 10 L + 2 x 19 L, 2 x 25 L waste bag

CombiLine

Containers/bag holder



Recycling station with cardboard cart and recycling container on wheels.



Recycling station with container 60 L.



Container 2x19, 2x10 L.



Waste bag 2x25 L. Washable fabric with rubberized inside.




Lid for round inlet.



Container 90 L + cart.



Waste bag 25 L.



Bag holder, 60–125 L.



Inlet with lacquered frame in steel, 250x250 mm.



Container 90 L.



Container 3x10 L.

















Container 19+10 L.



Inlet with lacquered frame in steel, 250x250 mm.

Dimensions: Width x Height x Depth.

					
Cardboard cart	Bag holder, 60–125 L	Bag holder, 125–160 L	Cart for 60 L	Cart for 90 L	
					
240 L	190 L	140 L	80 L	90 L	60 L
					
47 L	Waste bag 25 L	21 L	19 L	10 L	Lid to 10 L Container

Cardboard cart/Bag holder/Containers

Name	Fits	Size	Art no.	Name	Fits	Size	Art no.
Cardboard cart 80	MD60	480x990x480	820938	Container 47L	Drawer W605 mm	560x290x390	820910
Cardboard cart 190	MD65	540x1035x620	820932	Waste bag 25L	Drawer	250x230x430	820916
Bag holder, 60-125L	MDL60, MD60, MDH60	370x650/910x480	820949	Container 21L	Drawer	265x275x375	820927
Bag holder, 125-160L	MD60, MDH60, MD65	490x1070x460	820914	Container 19L	Drawer	230x283x330	820919
Container 240L	MD70	580x1075x725	820937	Container 10L	Drawer	255x283x165	820918
Container 190L	MD65	575x1075x705	820923	Lid Container 10 L	Lid	250x17x160	820993
Container 140L	MD60	500x1065x550	820941				
Container 80L	MDH60	450x940x525	820931				
Container 90L*	MDS60/1L, DS60, MDL60	490x605x510	820926				
Cart for 60L	Container 60 L	455x150x225	820911				
Cart for 90L	Container 90 L	365x90x365	820915				
Container 60L	MD34, MDS34/1L, MD34/1L	280x590x550	820929				
				Name	Fits	Colour	Art no.
				Stop for containers in recycling drawers. Railing with coupling bracket.			
				Cross-railing	MD 34	White	820831
				Cross-railing	MD 60	White	820832
				Cross-railing	MD 80	White	820833

CombiLine

Inlet



250x250

350x350

Ø 250

Ø 110

Ø 400

340x40



Inlet with powder-coated frame, 250x250 mm.



Inlet with powder-coated frame, 250x250 mm.



Lid with knob for round inlets in lacquered steel.



Inlet and lid integrated/lowered in worktop.



Lid in compact laminate, (F2297).

Inlet with powder coated steel frame

Name	Size	Colour	Art no.
Inlet round	Ø 110	White	820951
Inlet round	Ø 250	White	820953
Inlet round*	Ø 400	White	820955
Inlet round	Ø 110	Black	820952
Inlet round	Ø 250	Black	820954
Inlet round*	Ø 400	Black	820956
Inlet slim	340x40	White	820966
Inlet slim	340x40	Black	820967
Inlet square	250x250	White	820961
Inlet square*	350x350	White	820963
Inlet square	250x250	Black	820962
Inlet square*	350x350	Black	820964

* Only fits cabinets with depth 725–790 mm.

Lid with knob for round inlets in lacquered steel

Name	Size	Colour	Art no.
Lid	Ø 250	White	820957
Lid*	Ø 400	White	820958
Lid	Ø 250	Black	820959
Lid*	Ø 400	Black	820960

* Lid with stainless knob, Ø 19 mm.

Inlet and lid integrated/lowered in worktop

Name	Size	Material	Art no.
Inlet round	Ø 250	Stainless steel	820980
Lid inlet compact laminate	Ø 250	White (F1040)	820985
Lid inlet compact laminate	Ø 250	Anthracite (F2297)	820986

Recycling symbols for worktops or fronts

Recycling labelling sheet with symbols in white or black on a transparent background. Texts for symbols in English, Swedish or Norwegian. Easy to attach on wall, drawer front or door. Can also be put on container inside drawers.

Name	Number	Size	Art no.
Labelling sheet, recycling English, white text	21 pcs/sheet	66x75 mm	840965
Labelling sheet, recycling English, black text	21 pcs/sheet	66x75 mm	840966
Labelling sheet, recycling Swedish, white text	21 pcs/sheet	66x75 mm	840961
Labelling sheet, recycling Swedish, black text	21 pcs/sheet	66x75 mm	840962
Labelling sheet, recycling Norwegian, white text	18 pcs/sheet	66x75 mm	840963
Labelling sheet, recycling Norwegian, black text	18 pcs/sheet	66x75 mm	840964



Note that the colour reproduction in the catalog may differ from physical products.

CombiLine

Worktops


High pressure laminate, 23 mm standard work tops coated with high pressure laminate and 2 mm airtec-lipping*.

Airtec-lipping, also known as laser edging, provides an almost invisible joint between the worktop and edging strip. Thus provides a higher protection against water and heat.


This new technology is glue-free, which results in a lower environmental impact.

Contact TreCe if you want a top disc in another material.

Worktops High pressure laminate, Formica Collection Colours and Woods



White
(F1040)




Beech
(F2726)



Birch
(F7555)



Oak
(R20095)




Ash
(F1004)




Light grey
(F7927)



Grey
(F7912)



Anthracite
(F2297)



Black
(F2253)



Olive
(F5343)

Name	Colour	Art no.
Laminate - 390 mm depth	White F1040	821003
Laminate - 390 mm depth	Beech F2726	822003
Laminate - 390 mm depth	Birch F7555	824103
Laminate - 390 mm depth	Oak R20095	826003
Laminate - 390 mm depth	Ash F1004	828073
Laminate - 390 mm depth	Light grey F7927	828013
Laminate - 390 mm depth	Grey F7912	828003
Laminate - 390 mm depth	Anthracite F2297	828033
Laminate - 390 mm depth	Black F2253	828023
Laminate - 390 mm depth	Olive F5343	828083


Laminate - 600 mm depth	White F1040	821001
Laminate - 600 mm depth	Beech F2726	822001
Laminate - 600 mm depth	Birch F7555	824101
Laminate - 600 mm depth	Oak R20095	826001
Laminate - 600 mm depth	Ash F1004	828071
Laminate - 600 mm depth	Light grey F7927	828011
Laminate - 600 mm depth	Grey F7912	828001
Laminate - 600 mm depth	Anthracite F2297	828031
Laminate - 600 mm depth	Black F2253	828021
Laminate - 600 mm depth	Olive F5343	828081

Name	Colour	Art no.
Laminate - 760 mm depth	White F1040	821002
Laminate - 760 mm depth	Beech F2726	822002
Laminate - 760 mm depth	Birch F7555	824102
Laminate - 760 mm depth	Oak R20095	826002
Laminate - 760 mm depth	Ash F1004	828072
Laminate - 760 mm depth	Light grey F7927	828012
Laminate - 760 mm depth	Grey F7912	828002
Laminate - 760 mm depth	Anthracite F2297	828032
Laminate - 760 mm depth	Black F2253	828022
Laminate - 760 mm depth	Olive F5343	828082

Laminate - 820 mm depth	White F1040	821004
Laminate - 820 mm depth	Beech F2726	822004
Laminate - 820 mm depth	Birch F7555	824104
Laminate - 820 mm depth	Oak R20095	826004
Laminate - 820 mm depth	Ash F1004	828074
Laminate - 820 mm depth	Light grey F7927	828014
Laminate - 820 mm depth	Grey F7912	828004
Laminate - 820 mm depth	Anthracite F2297	828034
Laminate - 820 mm depth	Black F2253	828024
Laminate - 820 mm depth	Olive F5343	828084

Note that the colour reproduction in the catalog may differ from physical products.


Worktops MFC laminate



White
(6459BS)



Light grey
(U12188)



Anthracite
(U12011)

Name	Colour	Art no.
Worktop - 390 mm depth	White 6459BS	829003
Worktop - 390 mm depth	Light grey U12188	829103
Worktop - 390 mm depth	Anthracite U12011	829203
Worktop - 600 mm depth	White 6459BS	829001
Worktop - 600 mm depth	Light grey U12188	829101
Worktop - 600 mm depth	Anthracite U12011	829201
Worktop - 760 mm depth	White 6459BS	829002
Worktop - 760 mm depth	Light grey U12188	829102
Worktop - 760 mm depth	Anthracite U12011	829202
Worktop - 820 mm depth	White 6459BS	829004
Worktop - 820 mm depth	Light grey U12188	829104
Worktop - 820 mm depth	Anthracite U12011	829204

Worktops Rounded corners

Please note preferred radius of all corners when ordering.

Name	Radius	Art no.
Rounded corners	Min. radius 100	820010

High pressure laminate: 23 mm standard work-tops with high pressure laminate and 2 mm matching airtec-lipping.

- Formica Collection Colours
- Formica Collection Woods

Airtec lipping: Airtec lipping, also known as laser edging, provides an almost invisible joint between the worktop and edging strip. Thus provides a higher protection against water and heat. This new technology is glue-free, which results in a lower environmental impact.

Inserts: Powder coated steel insert, available in white or black.

- Round with diameter 110, 250 or 400 mm.
- Square 250x250 mm or 350x350 mm.
- Slim 340x40 mm.

Lid for insert: Powder coated steel. Available for round inserts with diameters 250 and 400 mm.

Inserts: Stainless steel, integrated ring in worktop

- Round 250 mm in diameter.

Lid for insert: Compact laminate, folded in / integrated into ring, thickness 6 mm

- Round 250 mm in diameter with knob.
- Compact laminate, Formica F2297 (anthracite) alt. F1040 (white).

Inserts and lids, see page 112.

Contact TreCe if you want worktops in other high-pressure materials or other materials such as Valchromat.

Dimensions: Width x Height x Depth.

NCS refers to product lacquered in any optional NCS colour.

Cabinet locks (incl. 2 keys)

Name	Art no.
Cabinet locks, different lock numbers	830910
Addition, identical locks	830985

If you would like other lock types, see page 77.

Master key

Name	Lock type	Art no.
Master key	Cabinet locks	840913



Knobs, standard

Name	Size	Stainless steel look	Black	White
Knob*	ø 19 mm	850313	850312	850314

* Stainless knobs as standard, if you would like black or white please specify when ordering. If you would like other handles please contact TreCe.



Grip handles Edge, addition



Handles, standard

Grip handles Edge

Name	Size	Material	Art no.
Grip handles Edge*	40 mm	Stainless steel look	850322
Grip handles Edge*	40 mm	Black, brushed	850320
Grip handles Edge*	40 mm	White, lacquered	850321

Handles, standard

Name	Size	Stainless steel look	Black	White
Handles*	c/c 128 mm	850304	850302	850303

* Stainless steel handles as standard, if you would like black or white please specify when ordering. If you would like other handles please contact TreCe.

Specifications

Space

MFC laminated surfaces within Space have a chip core, with the exception of some shelves. Back, frame and edging strip have matching colours unless otherwise stated.

Lacquered fronts, Shoe shelf, Open shelf/Bench and Storage box open/Flower box have an MDF core. Textiles at an additional cost.

Frame incl. plinth

Thickness 16 mm, 0.8 mm straight ABS-lipping.

- MFC laminate, white.
- Lacquered, any NCS-colour.
- Double module, width 790 mm
- Single module, width 395 mm

Back

Thickness 16 mm, MFC laminate in- and out. Lacquered when choosing any NCS-colour.

Plinth

Each unit has its own setback plinth, front and rear, with 4 adjustable feet, (Plinth height 143 mm.)

Leg stand

Leg stand in steel with adjustable feet, 4 legs. Delivered not fitted to cabinet, leg stand must be adjusted in height before cabinet is lifted on.

- Leg stand double fits Space double.
- Leg stand triple fits 1x Space double + 1x Space single.
- Leg stand height 143 mm.
- Available in 11 RAL colours.

Fronts

Seamless fronts, thickness 16 mm

- Lacquered MDF, any NCS colour, oak and ash laminate.

Inside dimensions:

Space door low: W363 x H424 x D454 mm.

Space door middle: W363 x H573 x D454mm.

Space door high: W363 x H864 x D454 mm.

Drawers

Drawers have soft closing. Extension capacity of 100 %, maximum weight 35 kg.

- Drawers with railings or with elevated sides.

Doors to Space recycling units and Space counter

- With push open

Seat module with hatch door

Opens downwards with gas spring.

- Milled-in handle. Are powder coated white as standard. Can be painted in any RAL colour at an additional cost.

Cushions and fabric are additional Shoe shelf, Open shelf/Bench and

Storage box open/Flower box

Thickness 16 mm.

- Lacquered MDF, any NCS colour, oak and ash laminate.
- Modules aligned with fronts.
- Plant pot can be combined with plastic box 19 L.
- Accessories: Seat cushion

Double doors Wardrobes

With milled-in handles. Are as standard powder coated, white. It can be painted in any RAL colour at an additional cost.

Mail inlet

Powder coated steel, White (RAL 9010).

Opening 290x20 mm. Mail inlet has an angled steel lip on the inside of the door.

Hinges

- Self closing concealed hinges with integrated soft closing.
- Doors are right-hung as standard.

Shelves, fixed

Shelves mounted with milled-in connection fittings that are secured with screws.

- Shelves lockers have a chip core
- Shelves for wardrobes have a lamellar wood core.

Shelves, movable for personal storage

The shelf is recessed in the front edge.

Mounted with milled shelf brackets, movable according to drill division c/c 32 mm.

Shelves, movable for storage

Installed with milled shelf brackets, movable according to drill division c/c 32 mm.

- 363 - 371 mm has chip core thickness of 16 mm
- 755 mm has laminated core with pine wood thickness 19 mm, max weight 120 kg.

Cover panels/Top cover

Thickness 16 mm.

- Lacquered MDF, any NCS colour, oak and ash laminate.

Top cover in compact laminate, black core

Thickness 12 mm.

- F2255, white
- F2297, anthracite
- F5343, olive grey

Worktop in high pressure laminate

Thickness 23 mm

Formica Collection Colors

F2255, white | F2297, anthracite | F5343, olive

Pfleiderer Wood decors

R20095, Oak | R34027, Ash

Inlets for top cover, compact laminate

- Inlets square B220 x D220 mm
- Inlet custom, max. size B220 x D260 mm

Accessories

Space shelf insert, clothes rail, carpet, clothes hook, anchor hook, mirror and cork box Stuff.

Cabinet locks

Robust cabinet locks with master key system, individual lock numbers and 2 keys as standard. Identical locks are available at extra cost.

Lock types

Different types of locks and fittings are available for doors, such as electronic RFID locks, code locks, cabinet locks, padlock fittings and push-to-open. For network-based locks contact TreCe for individual advice.

General care instructions

Metal

Wipe with a slightly damp, soft lint-free cloth and mild detergent. Always wipe dry with a dry cloth. Never use solvents on painted metal nor any abrasive cleaners/ materials.

Wood

Wood is a living material and is affected for example by seasons, heat and humidity. Direct sunlight will give surfaces permanent colour and light differences. To avoid colour shifts, all surfaces should be exposed to equal amounts of light.

Normal/daily cleaning:

Dust dry and clean with mild soap solution or mild hand washing-up liquid. Wipe dry with a dry cloth. Never use strong detergents, solvents or products containing abrasives. Remove all stains as soon as possible and wipe the surface dry after cleaning.

Note! Use a minimum amount of water.

General info

Mounting

All modules are factory mounted. Worktops/ Cover panels/Top cover panels are mounted on site.

Warranty

We provide a 5 year factory warranty on Space. Other products, contact TreCe.

Contact TreCe for customisation of selected product.

Specifications

CombiLine

MFC laminated and lacquered surfaces within CombiLine have a chip core, with the exception of some shelves. Back, frame, doors and edge strips have the same colour/wood as other parts as standard, unless otherwise stated.

Frame

Thickness 19 mm, 0.8 mm straight ABS-lipping.

- MFC laminate white, beech, birch and oak.
- Lacquered available in any NCS-colour.

Back

Thickness 12 mm, laminate inside and outside.

Plinth

Every module has its own front and back plinth with 4 adjustable feet (does not apply to recycling units with loading ramps).

Plinth 157 mm. Can be replaced with;

- Bottom plate with adjustable stainless steel legs, height 157 mm.
- Bottom plate with lockable wheels, height 104 mm.

Doors

Thickness 16 mm, 2 mm straight ABS-lipping.

- White lacquered UV-treated MFC laminate (NCS S 0500-N), or MFC laminate in beech/ birch/oak.
- Lacquered in any NCS colour.
- Self closing concealed hinges with integrated soft closing (does not apply to products with aximat hinges with 180° opening).
- Single doors are right-hung as standard.

Drawer fronts

Drawer front, low: 173 mm

Drawer front, high: 349 mm

Thickness 16 mm, 2 mm straight ABS-lipping.

- White lacquered UV treated MFC laminate (NCS 0500-N) and MFC laminate in beech/ birch/ oak.
- Lacquered available in any NCS-colour.

Drawers

Drawers with depth 570 mm have soft closing.

- Extension 100%, max 35 kg (excl. recycling units).
- Extension 100%, max 65 kg.

Shelves

All shelves are adjustable and mounted with milled-in shelf support. Drill division c/c 32 mm.

- 312 – 605 mm have a chip core.
- 800 – 898 mm have a pine lamellar core.

Recycling unit

MDL60/MD60/MDH60/MD65/MD70

The bottom plate is equipped with an access ramp in stainless steel.

- Doors with aximat hinges for 180 degree opening for easy access to recycling containers.

Mail shelves

Adjustable with pull-out function and mounting strip, subdivision c/c 96 mm.

- Mail shelves in acrylic have integrated name slots.
- Mail shelves in powder coated steel white or black are available as an addition.

Steel doors mail sorting

White powder coated steel. Shelves inside in the same material as frame, 19 mm.

- Including lock and 2 keys with individual lock number.
- Inlet 22 mm. Open door gives a free space of 90 mm.

Wall modules

White lacquered mounting strip in steel is included for all wall modules.

Lock types

Cabinets locks, padlock fittings, code locks and RFID-locks (EM & Mifare). For network-based locks contact TreCe for individual advice.

Fitting pieces /Cover panels

Available as accessories in the same colour/ material as frame. Width, height and depth adapted to your requirements.

Handles

Stainless steel bow handles as standard, if you would like black or white handles, please not on order.

- Standard handles c/c 128 mm.
- Grip handles 40 mm.

Work tops

High pressure laminate: 23 mm standard work-tops with high pressure laminate and 2 mm matching airtec-lipping.

- Formica Collection Colours
- Formica Collection Woods
- Pfleiderer Wood decors

Airtec-lipping: Airtec-lipping, also known as laser edging, provides an almost invisible joint between the worktop and edging strip. Thus provides a higher protection against water and heat. This new technology is glue-free, which results in a lower environmental impact.

Inserts: Powder-coated steel insert, available in white or black.

- Round with diameter 110, 250 or 400 mm.
- Square 250x250 mm or 350x350 mm.
- Slim 340x40 mm.

Lid for insert: Powder-coated steel. Available for round inserts with diameters 250 and 400 mm.

Inserts: Stainless steel, integrated ring in worktop

- Round 250 mm in diameter.

Lid for insert: Compact laminate, folded in / integrated into ring, thickness 6 mm

- Round 250 mm in diameter with knob.
- Compact laminate, Formica F2297 (anthracite) alt. F1040 (white).

General care instructions

Metal

Wipe with a slightly damp, soft lint-free cloth and mild detergent. Always wipe dry with a dry cloth. Never use solvents on painted metal nor any abrasive cleaners/materials.

Wood

Wood is a living material and is affected for example by seasons, heat and humidity. Direct sunlight will give surfaces permanent colour and light differences. To avoid colour shifts, all surfaces should be exposed to equal amounts of light.

Normal/daily cleaning:

Dust dry and clean with mild soap solution or mild hand washing-up liquid. Wipe dry with a dry cloth. Never use strong detergents, solvents or products containing abrasives. Remove all stains as soon as possible and wipe the surface dry after cleaning.

Note! Use a minimum amount of water.

General info

Mounting

All modules are factory mounted. Worktops/ Cover panels/Top covers are mounted on site.

Warranty


We provide a 5 year factory warranty on CombiLine. Other products, contact TreCe.

Cabinet locks

Robust cabinet locks with master key system, individual numbers with 2 keys as standard. Identical locks available to addition.

Contact TreCe for customization of selected product.

TreCe's sustainability work



How we work and what we do

We want to develop products with eco-respect, responsible supply chains and circular life. However, we know that change doesn't happen overnight, but simple and small actions do make a difference. Doing something is always better than nothing! Join us in our circular transition that is filled with opportunity.

We create room for sustainable actions.

In decision making, in projects or when discussing a matter, we make sure sustainability is present. We work continuously to raise awareness among our employees, customers and suppliers.

We are changing to new and better materials.

We're on the look-out for materials that are renewable, recycled, fast-growing, locally sourced and with a low carbon footprint. We are keen to change when we can.

We have a life cycle perspective

We give our products circular life with recycled materials, great lasting quality and smart design. This means they are easy to repair, reuse and recycle. We also test our products at a laboratory and have a generous warranty.

We want to work with responsible suppliers that we all can trust

We want to make sure that our suppliers are trustworthy to both their employees and surrounding environment. That's why we do frequent check-ups, risk analysis and evaluation through out the supply chain. Our goal is to have a supply chain with high transparency and low risk.

Made in Sweden

Our products are manufactured in Sweden, and we are focusing on moving our supply chain closer and closer.

Why choose TreCe?

From idea to reuse, in decision and action, this is where we create new conditions and opportunities for sustainable development and circularity. We want to make it easy for our customers to make sustainable choices, and together we can achieve the vision of a sustainable future. Join us in our circular transition

Here are some reasons to choose us:

- 174 unique products approved by Möbelfakta
- We are certified according to ISO 14001 and 9001
- We support the UN's Global Sustainability Goals 2030
- We have the sustainability information in our product sheets
- We have sustainability goals and policies
- We use recycled materials
- We keep track of our suppliers in the supply chain
- We require the supply chain to operate in accordance with our Code of Conduct
- We offer circular solutions
- Production in Sweden
- We aim to continuously reduce our ecological footprint



We support the Sustainable Development Goals

We want and will actively contribute to achieving the Global Goals for 2030 and to limiting global warming to well below two degrees by 2050. We have selected 5 goals that reflect our activities and where we have the best opportunity to influence, these goals we will have as a starting point in our future work over the next 10 years.



Approved Möbelfakta products

An approved product gives us and our customers security and reassurance that the product meets the requirements for the environment, quality and social responsibility. Möbelfakta is a complete reference and labelling system for furniture owned by IVL Swedish Environmental Institute and Trä- och Möbelföretagen, TMF. Möbelfakta serves as a tool for sustainable choices and is for producers, purchasers, designers, architects, and others who use or work with furniture.



TreCe is certified according to

ISO 9001: 2015 and ISO 14001: 2015

ISO 14001 is an environmental management system that aims to improve and rationalise environmental work. Through environmental impact assessment, environmental goals and routines, an active environmental work is created, which in turn reduces our ecological footprint.

ISO 9001 shows that we work both internally and externally with continuous improvements, routines and monitoring that ensures the quality of our products and services. In short, that our customers and partners always get the best possible reception and service.

Read more about how we work with sustainability on our website.

<https://trece.se/en/sustainability/>

Terms and conditions

Sales and Delivery Terms: All prices are excluding VAT and shipping. We reserve the right for any price and design changes and reservation for printing errors.

All products are delivered FCA (our warehouse) according to Incoterms 2010 unless otherwise agreed. Some products are delivered unassembled. Costs for packaging, EUR pallets and pallet collars will be added.

Payment terms: 30 days after approved credit check unless otherwise agreed. Delivered products remain our property until full payment is made.

Transport: In the case of visible damage or incomplete delivery, this must be reported immediately to the transport company and noted on the consignment note. The freight forwarder confirms the listing with his signature. Damage that is not visible upon receipt is reported to the transport company as soon as possible, but no later than 6 working days from the date of receipt.

Complaints: Complaints and incorrect deliveries must be reported within 6 days of receipt. In the case of wrongly ordered product, 50% of the purchase price is deducted as a return charge, return shipping will be added. According to order, correctly delivered worktops and customized products are not refunded. All products lacquered in any NCS/RAL colour are classified as special products.

Warranty: The warranty is valid from the delivery date of the product. Invoice/order number must be provided for the warranty to be valid. The warranty does not apply to products that have been stored or assembled incorrectly, used in an inappropriate or improper manner, altered in appearance/function or cleaned with an incorrect cleaning method or cleaning products. The warranty does not cover shipping damage, normal wear and tear, scratches, marks or damage caused by impact or accident. The warranty does not cover products that have been placed outdoors or in a damp environment, or products that have been used for purposes other than those for which they are intended.

For products intended for outdoor use, the above-mentioned humid environment does not apply, but the warranty period is halved for products installed within 200 m of a coastal environment. The warranty does not apply to outdoor products that develop surface corrosion over time as this is purely aesthetic and can be corrected with touch-up paint.

CombiLine: 5 years warranty

Space: 5 years warranty

Accessories such as Recycling bins, Bag holders: 1 year warranty

Indoor recycling units - Wavy, KLOSS, KLOSS Small, KLOSS Mini,

Etage, Kite, Kite Mini, Birdie, Cloud, Hold, Hold Mini, Cloud, Ridge:

2 years warranty

Outdoor recycling units – Popsicle, Hightower: 2 years warranty

Clean: 2 year warranty

Drawing cabinet: 2 year warranty

Lock: 2 years warranty

